



[Manuals.plus](#) /

› [OPPO](#) /

› [OPPO A6 5G Smartphone User Manual - Setup, Operation, Maintenance](#)

OPPO A6 5G

OPPO A6 5G Smartphone User Manual

Model: A6 5G

INTRODUCTION

This manual provides essential information for setting up, operating, maintaining, and troubleshooting your new OPPO A6 5G smartphone. Please read this guide carefully to ensure optimal performance and longevity of your device.



Image: The OPPO A6 5G smartphone in Aurora Gold, showcasing its sleek design.

WHAT'S IN THE BOX

Verify that all items are present in the package:

- OPPO A6 5G Smartphone
- USB Cable
- Quick Start Guide (may vary by region)
- Safety Information (may vary by region)

SETUP

1. Initial Charge

Before first use, fully charge your OPPO A6 5G. Connect the provided USB cable to the phone's USB-C port and the other end to a compatible power adapter (sold separately) or a computer's USB port. The device supports 45W SUPERVOOC Flash Charge for rapid charging.



Image: The OPPO A6 5G display showing 100% charge with the 45W SUPERVOOC Flash Charge indicator.

2. SIM Card Installation

Locate the SIM card tray on the side of your device. Use the SIM ejector tool (if provided) to open the tray. Insert your Nano-SIM card(s) and/or microSD card (if applicable) into the tray with the gold contacts facing down. Carefully reinsert the tray into the phone.

3. Power On/Off

- **To Power On:** Press and hold the Power button until the OPPO logo appears.
- **To Power Off:** Press and hold the Power button, then select 'Power off' on the screen.
- **To Restart:** Press and hold the Power button, then select 'Restart' on the screen.

4. Initial Configuration

Upon first power-on, follow the on-screen instructions to set up your device. This includes selecting your language, connecting to Wi-Fi, setting up your Google account, and configuring security features like fingerprint or face unlock.

OPERATING YOUR OPPO A6 5G

1. Display and Navigation

The OPPO A6 5G features a 6.75-inch 120Hz Ultra Bright LCD display. This high refresh rate ensures smooth scrolling and fluid visuals. The display offers up to 1125 nits of brightness for clear visibility even in direct sunlight.



Image: The OPPO A6 5G display highlighting its 120Hz refresh rate, 6.75-inch size, and 1125 nit brightness.

Outdoor Mode 2.0 + GloveTouch: Outdoor Mode automatically increases screen brightness for better visibility outdoors. GloveTouch allows for screen interaction even when wearing gloves, useful in cold weather or specific work environments.

2. Camera Features

The device is equipped with a 50MP AI Dual Camera system, designed to capture clear and detailed photos in various conditions.



Image: Rear view of the OPPO A6 5G, detailing its camera specifications: 8MP front, 50MP wide, and 2MP monochrome lenses.

- **AI Night Mode:** Enhances low-light photos, improving brightness, shadows, and clarity.
- **Underwater Photography Mode:** Capture clear photos and videos underwater by using the volume keys as shutter buttons.
- **AI Perfect Shot:** Corrects imperfect expressions in photos using AI.
- **AI Eraser 2.0:** Removes unwanted objects or people from your photos and fills the background seamlessly.

Espressioni Storte? Un Click e Via

AI Perfect Shot usa altre foto dello stesso soggetto per correggere espressioni imbarazzanti.

AI Perfect Shot




Image: A collage demonstrating the AI Perfect Shot and AI Eraser 2.0 features, showing before and after comparisons of photo edits.

3. Battery Management

The OPPO A6 5G is equipped with a large 6550mAh battery, providing extended usage time. The 45W SUPERVOOC Flash Charge technology allows for quick recharging.

Stile e prestazioni si incontrano



Image: An internal view of the OPPO A6 5G, highlighting the 6550mAh battery and its 5-year durability claim.

4. Performance

Powered by the MediaTek Dimensity 6300 processor and 6GB of RAM, the OPPO A6 5G delivers smooth multitasking and efficient performance. It comes with 256GB of internal storage for your apps, photos, and files.

Elimina il Superfluo, Perfeziona lo Scatto

AI Eraser rimuove persone o oggetti indesiderati e riempie lo sfondo in modo uniforme.

AI Eraser 2.0




Image: A close-up of the MediaTek Dimensity 6300 chip, alongside 256GB ROM and 6GB RAM components within the smartphone.

5. Audio

The device features dual stereo speakers, offering an immersive and detailed audio experience for gaming, movies, and music.

6. Durability

The OPPO A6 5G boasts IP69 water and dust protection, making it resistant to splashes, rain, and even hot water jets up to 80°C. It can withstand immersion in water up to 1.5 meters for 30 minutes.

Ampia Batteria da 6550mAh

Energia Che Dura

Affronta la giornata tra lavoro, gioco, streaming e videochiamate: le dimensioni e l'autonomia senza rivali di questa batteria ti permettono di fare tutto ciò che ti serve con una sola carica.




Image: The OPPO A6 5G demonstrating its IP69 rating against water and dust, along with an illustration of the internal SuperCool VC System.

Water Ejection Function: Micro-vibrations expel water and dust, protecting speakers and ports and maintaining clear audio.

7. Software

The OPPO A6 5G runs on ColorOS 15, offering a smart and smooth user experience. Key features include:

- **Trinity Engine:** Optimizes system fluidity for today and tomorrow.
- **Luminous Rendering Engine:** Ensures smooth movements and transitions.
- **60-Month Fluidity Protection:** Guarantees consistent smooth performance over five years.
- **Anti-theft Protection:** Provides security features to protect your device and data in case of loss or theft.



Image: A visual representation of ColorOS 15 features, including Trinity Engine, Luminous Rendering Engine, 60-month fluidity protection, and anti-theft protection.

MAINTENANCE

1. Cleaning Your Device

Use a soft, lint-free cloth to gently wipe the screen and body of your phone. Avoid using harsh chemicals or abrasive materials, as these can damage the screen or finish. For stubborn smudges, slightly dampen the cloth with water or a screen cleaner designed for electronics.

2. Software Updates

Regularly check for and install software updates to ensure your device has the latest features, security patches, and performance improvements. You can usually find this option in your phone's Settings menu under 'About phone' or 'Software update'.

3. Battery Care

To prolong battery life, avoid exposing your phone to extreme temperatures. It is recommended to keep the battery charge between 20% and 80% for daily use. While the device supports fast charging, occasional slower charging can also benefit battery health.

TROUBLESHOOTING

If you encounter issues with your OPPO A6 5G, try the following common troubleshooting steps:

Problem	Solution
Device won't turn on	Ensure the battery is charged. Press and hold the Power button for at least 10 seconds to force a restart.
Apps are crashing or freezing	Clear the cache of the problematic app (Settings > Apps > [App Name] > Storage > Clear cache). If the issue persists, uninstall and reinstall the app.
Poor battery life	Check battery usage in Settings to identify power-hungry apps. Reduce screen brightness, disable unnecessary features like GPS or Bluetooth when not in use.
Cannot connect to Wi-Fi/Mobile Data	Toggle Wi-Fi/Mobile Data off and on. Restart your phone. For Wi-Fi, restart your router. For mobile data, ensure your SIM card is properly inserted and your plan is active.
Screen is unresponsive	Force restart the device by holding the Power button. If the issue continues, consider a factory reset (back up your data first).

If these steps do not resolve your issue, please contact OPPO customer support for further assistance.

SPECIFICATIONS

Key technical specifications for the OPPO A6 5G:

Feature	Detail
Brand	OPPO
Model Name	A6 5G
Operating System	Android
Memory Capacity	256 GB
Cellular Technology	5G
Color	Aurora Gold
Form Factor	Bar

Feature	Detail
Display Type	LCD
Battery Capacity	6550 mAh
Included Components	USB Cable
Analog RGB Input	USB-C

WARRANTY AND SUPPORT

Your OPPO A6 5G smartphone comes with a standard manufacturer's warranty. Please refer to the warranty card included in your product packaging or visit the official OPPO website for detailed warranty terms and conditions specific to your region.

For technical support, service, or further inquiries, please contact OPPO customer service through their official website or the contact information provided in your product documentation. Ensure you have your device's model number and serial number ready when contacting support.