

[Manuals.plus](#) /

> [CaDA](#) /

> CaDA 1:8 Scale BWT Alpine A525 Formula 1 Car Building Kit C64012W Instruction Manual

CaDA C64012W

CaDA 1:8 Scale BWT Alpine A525 Formula 1 Car Building Kit (Model C64012W) Instruction Manual

INTRODUCTION

This instruction manual provides detailed guidance for the assembly, operation, maintenance, and troubleshooting of your CaDA 1:8 Scale BWT Alpine A525 Formula 1 Car Building Kit, model C64012W. Please read this manual thoroughly before beginning assembly to ensure a smooth and enjoyable building experience.

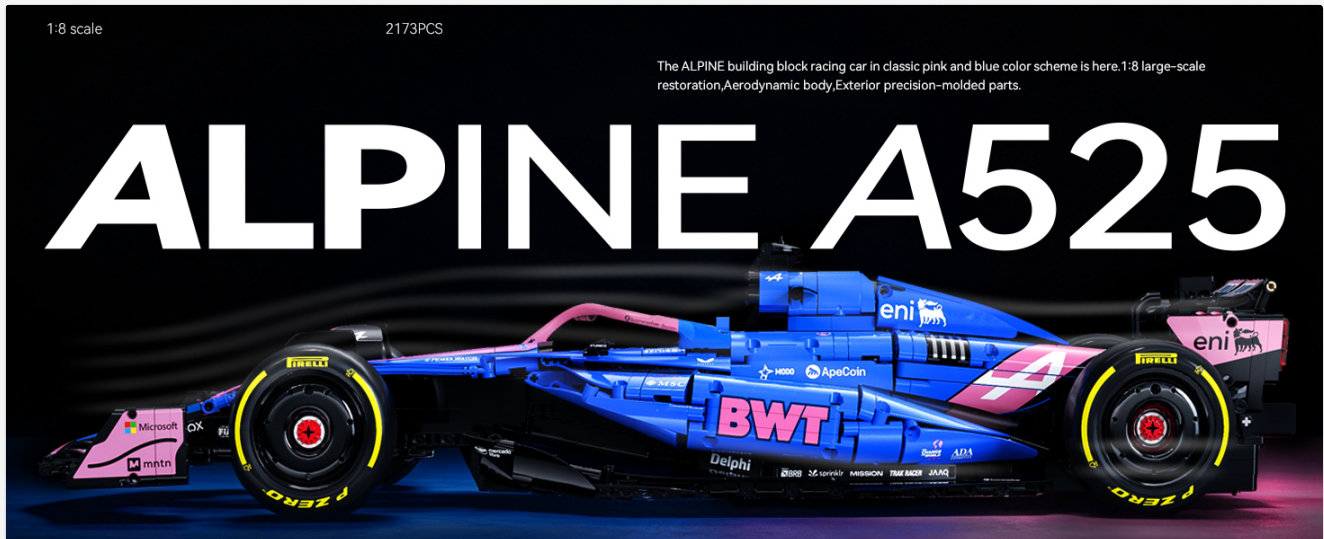


Image: The fully assembled CaDA BWT Alpine A525 Formula 1 Car model, showcasing its detailed design and vibrant pink and blue livery.

SAFETY INFORMATION

This product contains small parts and is intended for external use only. It is not suitable for children under 14 years of age due to potential choking hazards. Adult supervision is recommended during assembly. Keep all packaging materials away from children. Always handle components with care to avoid damage or injury.

SETUP AND ASSEMBLY


Your CaDA BWT Alpine A525 Formula 1 Car Building Kit (C64012W) includes 2173 pieces and a comprehensive instruction manual to guide you through the assembly process. Follow the steps outlined in the included manual carefully. All pieces are printed, eliminating the need for stickers.

The kit is designed for an authentic 1:8 scale replica, resulting in a model over 70cm in length when completed. The packaging is designed to protect the components and serve as a reference during assembly.



Image: A close-up of hands assembling the printed building blocks onto the model, highlighting the detail and quality of the pieces.

FROM BUILD TO SHOWCASE



Features large-area printed parts across the whole model, perfectly restoring the real car's exterior design with exquisite details and premium texture. It combines collectible value and building fun. Enjoy immersive fingertip assembly and the joy of mechanical manipulation.



Exterior precision-molded parts, Unlock diverse building fun. Replica Halo system, rearview mirrors, racing steering wheel, and narrow-front wide-rear slick tires. Movable rear wing simulates different states. Exquisitely presented with full printed details. Eye-catching wherever displayed. Ideal for both collection and play.

Image: A visual representation of the building process, from individual components to the final display model, emphasizing the journey from construction to a finished showcase piece.

OPERATING FEATURES

The CaDA BWT Alpine A525 Formula 1 Car model incorporates several functional and realistic features:

- **Functional Steering:** The model features working steering. Insert and twist the top knob to link the steering wheel with the front wheels, allowing for realistic steering control.
- **DRS Control:** A playable Drag Reduction System (DRS) function is included. Push the cockpit lever to control the movable rear wing, simulating the DRS activation found in real Formula 1 cars.
- **One-Second Quick Release:** The model includes a quick-release hood mechanism, revealing detailed views of the V6 engine. A front wing latch allows for instant disassembly, simulating a pit stop front wing replacement.
- **Simulated Pushrod Suspension:** Experience a realistic simulated pushrod suspension system.
- **Venturi Channel Restoration:** The design includes a restoration of the Venturi channel, contributing to the model's aerodynamic accuracy.
- **Driver Choice:** The kit allows you to choose between Pierre Gasly (#10) and Franco Colapinto (#43) for your model's livery.

1:8 scale

2173PCS

Insert and twist the top knob to link steering wheel and front-wheel steering. Explore the steering linkage structure of a real car using building blocks. Full of mechanical vibes.

FUNCTIONAL STEERING




Image: A detailed view of the functional steering system, showing how the front wheels respond to input from the cockpit.

Official License

DRS CONTROL

Push the cockpit lever to control the movable rear wing. Equipped with a V6 engine, it's highly playable. The iconic pink and blue livery is absolutely stunning.





Image: An illustration of the DRS control, demonstrating the movable rear wing mechanism activated by a cockpit lever.

2173PCS



One-second quick-release hood, revealing detailed views of the V6 engine once opened for an immersive mechanical aesthetic. Pull out the front wing latch for instant disassembly, simulating front wing replacement at a pit stop.

ONE-SECOND QUICK RELEASE

Image: The quick-release feature for the front wing and engine hood, simulating pit stop operations and revealing internal details.

CaDA[®]

Printed pieces




Image: A visual showing the option to customize the model with either Pierre Gasly's #10 or Franco Colapinto's #43 driver numbers.

MAINTENANCE

To maintain the appearance and integrity of your CaDA BWT Alpine A525 Formula 1 Car model, follow these guidelines:

- **Cleaning:** Dust the model regularly with a soft, dry cloth or a soft brush. For more stubborn dirt, lightly dampen a cloth with water (no harsh chemicals) and gently wipe the surfaces.
- **Storage:** Store the model in a cool, dry place away from direct sunlight to prevent discoloration or material degradation. Avoid extreme temperatures.
- **Handling:** Handle the model carefully, especially when moving it, to avoid accidental detachment of pieces.

TROUBLESHOOTING

If you encounter any issues during assembly or find missing parts, please refer to the following:

- **Missing Parts:** CaDA ensures a high completeness rate for building kits. If you find any missing parts, please contact CaDA customer service. They are committed to responding within 24 hours and sending the missing part to you free of charge.
- **Assembly Difficulties:** Double-check the steps in the included instruction manual. Ensure all pieces are correctly oriented and firmly connected.

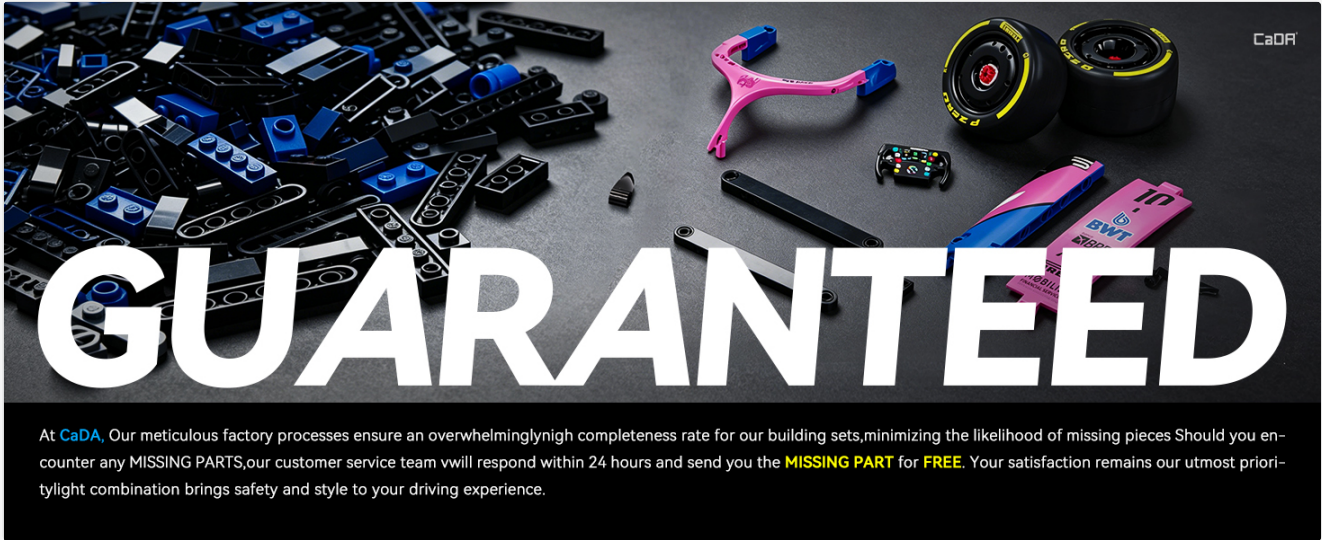


Image: A graphic detailing the process for reporting and receiving missing parts, emphasizing customer support.

SPECIFICATIONS

Feature	Detail
Brand Name	CaDA
Model Name	BWT Alpine A525 F1
Manufacturer Part Number	C64012W
Scale	1:8 Scale
Number of Pieces	2173
Material Type	Plastic
Item Dimensions (L x W x H)	27.95 x 9.06 x 5.51 inches (71.0 x 23.0 x 14.0 cm)
Theme	Car, Formula One
Target Audience	Adults, Hobbyists, Collectors
Minimum Age (Manufacturer)	168 Months (14 Years)
Assembly Required	Yes
Operation Mode	Manual

Image: The CaDA BWT Alpine A525 Formula 1 Car model with key dimensions highlighted, illustrating its 1:8 scale and overall size.



CUSTOMER SUPPORT

For any inquiries, assistance with assembly, or to report missing parts, please contact CaDA customer service. Your satisfaction is a priority, and the team is dedicated to providing prompt support.

Contact Information: Please refer to the contact details provided in your product packaging or visit the official CaDA website for support.