

[Manuals.plus](#) /

> [OPPO](#) /

> [OPPO F33 Pro 5G Smartphone User Manual](#)

OPPO F33 Pro 5G

OPPO F33 Pro 5G Smartphone User Manual

Model: F33 Pro 5G

1. OVERVIEW

This manual provides essential information for setting up, operating, maintaining, and troubleshooting your OPPO F33 Pro 5G Smartphone. Please read this guide thoroughly to ensure optimal performance and longevity of your device.

The Segment's Triple Champion

Selfie Champion

50MP
segment-best clarity¹

100°
widest FOV in segment²

auto wide switch³
Android's first



Image: OPPO F33 Pro 5G highlighting key features including 50MP selfie camera, smooth performance, IP69K durability, and 7000 mAh battery.

2. SETUP GUIDE

2.1 Unboxing and Initial Inspection

Upon opening the package, verify that all contents are present and undamaged. The box should contain:

- OPPO F33 Pro 5G Smartphone
- Power Adapter (80W SUPERVOOC)
- USB Type-C Cable

- Phone Case
- SIM Tray Ejector
- Screen Protector (pre-applied or in box)
- Quick Start Guide

2.2 SIM Card Installation

1. Locate the SIM card tray on the side of your device.
2. Insert the SIM tray ejector tool into the small hole next to the tray and press firmly until the tray pops out.
3. Place your Nano-SIM cards (up to two) into the designated slots on the tray. Ensure the gold contacts face downwards.
4. Carefully reinsert the SIM tray into the phone until it clicks into place.

2.3 Initial Power On and Charging

Press and hold the Power button until the OPPO logo appears. Follow the on-screen instructions to complete the initial setup, including language selection, Wi-Fi connection, and Google account setup. It is recommended to fully charge your device before first use.



Image: Front view of the OPPO F33 Pro 5G Smartphone, showcasing the display and front camera.

3. OPERATING INSTRUCTIONS

3.1 Basic Navigation

The OPPO F33 Pro 5G features an intuitive Android 15 operating system with ColorOS 16. Use touch gestures such as tap, swipe, pinch-to-zoom, and long-press to navigate the interface, open apps, and access menus.

3.2 Camera Usage

Your device is equipped with a 50MP rear camera and a 50MP ultrawide front camera. Open the Camera app to access various modes including Photo, Video, Portrait, and Night. The front camera features a 100° Field of View and an automatic wide-angle switch for group selfies.

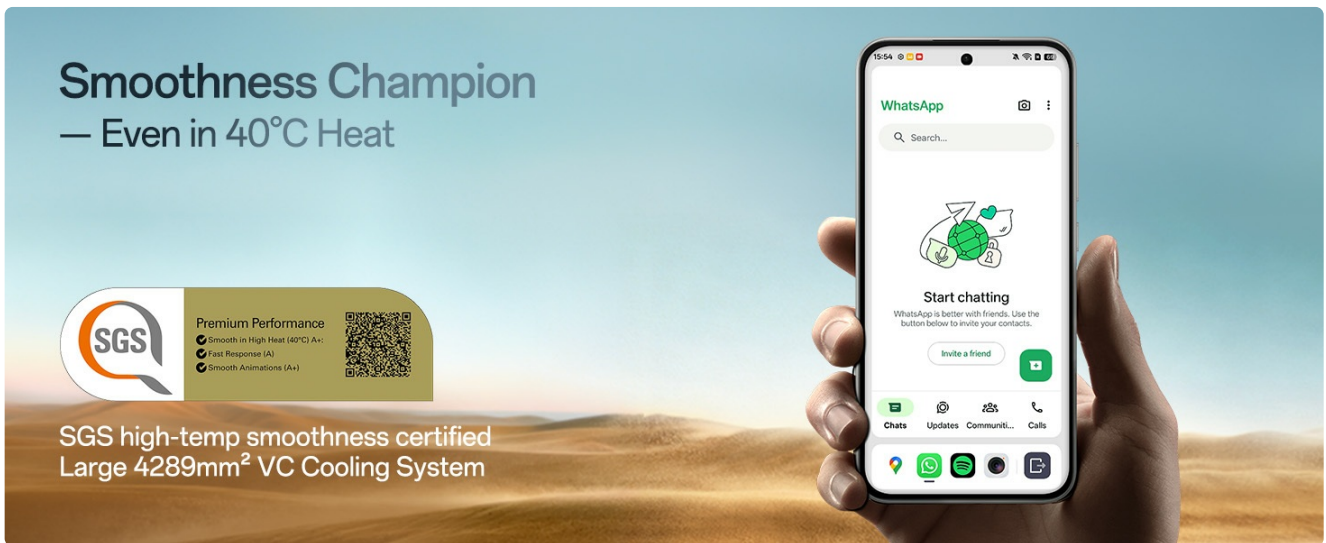


Image: Specifications of the 50MP Ultra-Wide Selfie Camera, including 100° FOV and f/2.0 aperture.

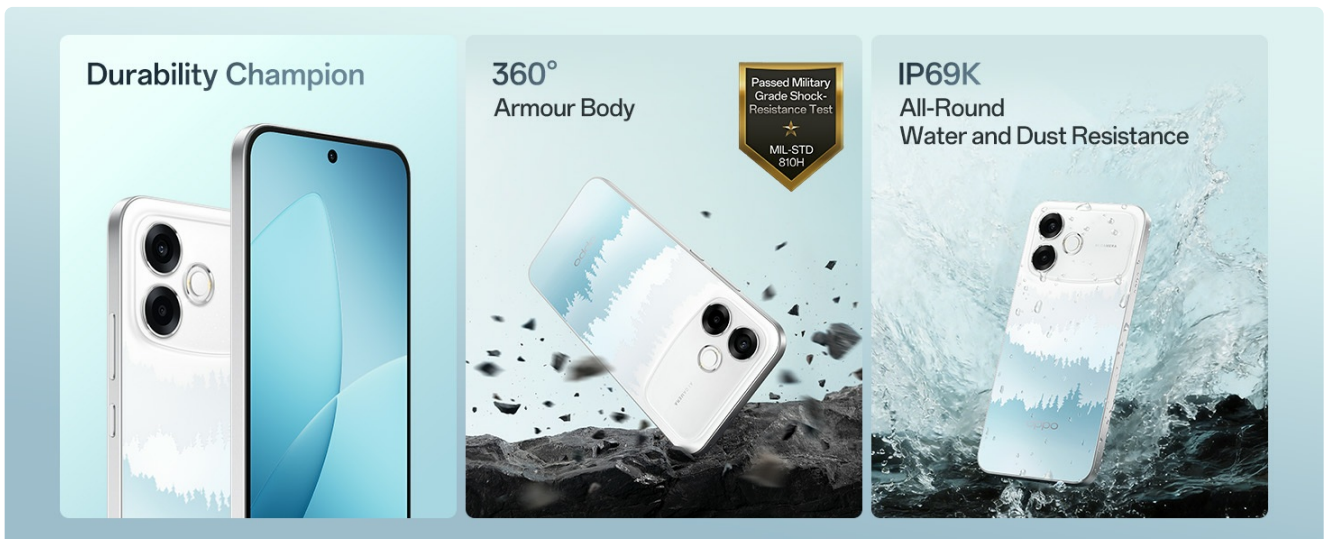


Image: The phone's camera automatically adjusts to wide-angle when multiple faces are detected in the frame.

3.3 Battery Management and Charging

The device is powered by a 7000 mAh battery. Utilize the included 80W SUPERVOOC charger for rapid charging. A 5-minute charge can provide significant usage time. The phone also supports reverse wired charging, allowing it to act as a power bank for other devices using an OTG cable.

Enjoy the Moments. No Retakes⁵.

AI takes care of the rest—
just focus on having fun.

 AI Portrait Glow



 AI Eraser 2.0



Image: Information on the 7000 mAh battery and 80W Flash Charge capabilities, showing usage times for a 5-minute charge.

3.4 Performance and Cooling

The Dual-Engine Smoothness System, powered by ColorOS 16, is designed to provide a lag-free experience. A high-performance 4289mm² VC Cooling System helps maintain optimal device temperature even under heavy usage.

 AI POP OUT



Image: Diagram illustrating the Dual-Engine Smoothness System and its benefits for a fluid user experience.

Built for India's Heat. Smooth at 40°C.

Dual-Engine
Smoothness System

Powered by ColorOS 16

Under continuous rapid application
launching it can achieve six zeros

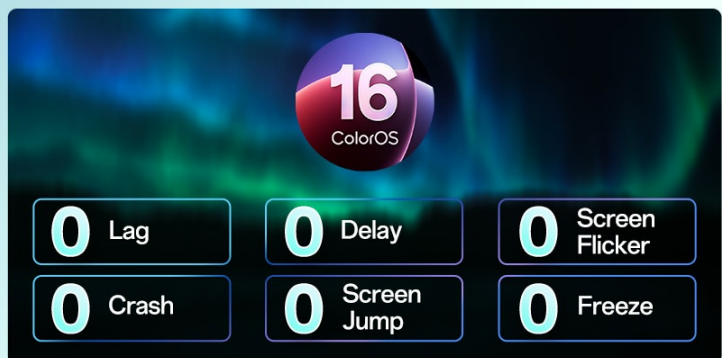


Image: Visual representation of the cooling system designed for high temperatures, ensuring smooth operation with multiple applications.

3.5 Connectivity

The OPPO F33 Pro 5G supports 5G cellular technology, Wi-Fi, and Bluetooth for seamless connectivity. The device is designed to maintain strong signal reception in various environments.

The advertisement features a dark blue header with the 'smartprix' logo and the text 'Cooling Systems Built for Indian Heat'. Below this, there are two main sections. The left section, titled 'Multiple Apps Open?', shows a hand holding a smartphone with several app windows floating around it, including WhatsApp, Maps, and a gallery. Below the phone is a 'Quick Switch Bar' with icons for YouTube, Maps, Spotify, WhatsApp, and a grid icon. The right section, titled 'Heat Won't Slow You Down', shows a smartphone lying on a sandy surface with a cooling fan-like effect over it. Text in this section includes 'High-Performance 4289mm² VC Cooling System' and an SGS logo with a QR code.

Image: The smartphone maintaining strong network signal in challenging environments like elevators, hilly areas, and narrow city lanes.

4. MAINTENANCE

4.1 Cleaning Your Device

To clean your smartphone, power it off and disconnect any cables. Use a soft, lint-free cloth slightly dampened with water or a screen cleaner. Avoid harsh chemicals or abrasive materials. Do not spray cleaners directly onto the device.

4.2 Durability and Protection

The OPPO F33 Pro 5G features an IP69K rating for water and dust resistance, and MIL-STD-810H certified durability with a 360° Armour Body. While designed to withstand splashes, dust, and everyday rough usage, it is not indestructible. Avoid intentional submersion or exposure to extreme conditions beyond its rated capabilities.

The advertisement features a light blue background with the text 'Segment's Sharpest Selfie Camera' and 'Front-facing shots with main-camera-level clarity.' on the left. On the right, there is a large '50 MP' text and a partial view of the smartphone's front camera. The phone is shown at an angle, highlighting its design.

Image: The smartphone being used in rainy conditions, illustrating its IP69K water and dust resistance.

Smart Anti-Distortion

Multi-Skin Tone Optimisation

AI Selfie Expert ✨ Best in the Segment



Image: The phone's 360° Armour Body and MIL-STD-810H certification for enhanced damage resistance.

4.3 Software Updates

Regularly check for and install software updates to ensure your device has the latest features, security patches, and performance improvements. You can usually find this option in the device's Settings menu under 'About Phone' or 'Software Update'.

5. TROUBLESHOOTING

5.1 Common Issues and Solutions

- **Device not turning on:** Ensure the battery is charged. Connect the charger and wait a few minutes before attempting to power on again. If unresponsive, perform a forced restart by holding the Power button and Volume Down button simultaneously for about 10-15 seconds.
- **Charging issues:** Check the charging cable and adapter for damage. Ensure they are securely connected. Try a different outlet or charger.
- **Network connectivity problems:** Verify that Airplane Mode is off. Restart the device. Check your SIM card installation. If issues persist, contact your network provider.
- **Apps crashing or freezing:** Close and reopen the app. Clear the app's cache and data in Settings > Apps. Ensure the app is updated to its latest version.
- **Slow performance:** Close unnecessary background apps. Clear cache regularly. Consider freeing up storage space.

5.2 Factory Reset

If persistent software issues occur, a factory reset may be necessary. **Warning:** This will erase all data on your device. Back up important data before proceeding. Navigate to Settings > System > Reset options > Erase all data (factory reset).

6. SPECIFICATIONS

Feature	Detail
Brand	OPPO
Model	F33 Pro 5G
Operating System	Android 15 (ColorOS 16)

RAM	8 GB
Storage Capacity	256 GB
CPU Model	Mediatek Dimensity 6300
CPU Speed	2.4 GHz
Main Camera	50MP
Front Camera	50MP Ultrawide
Battery Power	7000 mAh
Charging	80W SUPERVOOC Fast Charging
Display Type	AMOLED
Dimensions	16.3 x 7.8 x 0.8 Centimeters
Weight	204 Grams
Durability	IP69K Water & Dust Resistance, MIL-STD-810H
SIM Card Slot	Dual SIM

7. WARRANTY AND SUPPORT

7.1 Warranty Information

Your OPPO F33 Pro 5G Smartphone comes with a 12-month warranty on the handset and a 6-month warranty on the adapter and cable from the date of purchase. Please retain your proof of purchase for warranty claims.

7.2 Customer Support

For any queries, technical assistance, or service requests, please contact OPPO customer support:

- **Hotline:** 18001032777 (Available 9:00 - 22:00, Monday - Sunday, including holidays)
- **WhatsApp Support:** +91-9871502777

You can also visit one of the 580+ authorized service centers for in-person assistance, software updates, or device diagnosis.

Next-Level Damage Resistance

360°

Armour Body

- Solid Metal Body with Anti-Drop Guard
- Extra Tough Screen Glass
- Airbag Protection

Passed Military Grade Shock-Resistance Test
MIL-STD 810H

Image: Overview of OPPO's customer support services, including contact numbers and service center information.