

## OPPO F33

# OPPO F33 5G Smartphone User Manual

Model: F33

## 1. INTRODUCTION

---

Welcome to the OPPO F33 5G Smartphone user manual. This guide provides essential information to help you set up, operate, maintain, and troubleshoot your new device. Please read this manual thoroughly to ensure optimal performance and longevity of your smartphone.

The OPPO F33 5G combines advanced camera technology, a long-lasting battery, and robust durability features to deliver a reliable mobile experience.



\*T&C Apply

Image: OPPO F33 5G Smartphone in Forest Green, showcasing its sleek design.

## 2. WHAT'S IN THE BOX

---

Upon unboxing your OPPO F33 5G Smartphone, verify that all the following items are included:

- OPPO F33 5G Smartphone
- Phone Case
- Power Adapter
- Quick Start Guide
- SIM Tray Ejector
- Screen Protector (pre-applied or included)

## 3. SETUP

---

### 3.1 Inserting the SIM Card

1. Locate the SIM card tray on the side of your phone.
2. Insert the SIM tray ejector tool into the small hole next to the tray and press firmly until the tray pops out.
3. Place your Nano-SIM card(s) and/or microSD card (if applicable) into the tray with the gold contacts facing down. Ensure they are correctly seated.
4. Carefully reinsert the tray into the phone.

## Segment's Best Clarity



Image: Side view of the OPPO F33 5G, indicating the location of the SIM card tray.

### 3.2 Initial Power On and Basic Setup

1. Press and hold the Power button until the OPPO logo appears.
2. Follow the on-screen instructions to select your language, region, and connect to a Wi-Fi network.
3. Sign in with your Google account or create a new one to access Google services and the Play Store.
4. Set up your preferred screen lock method (PIN, pattern, password, fingerprint, or face unlock).

## 4. OPERATING YOUR DEVICE

---

## 4.1 Camera Features

The OPPO F33 5G is equipped with a versatile camera system:

- **50MP AI Main Camera:** Capture high-resolution photos with enhanced detail and clarity.
- **16MP Front Camera:** Designed for clear and natural-looking selfies and video calls.
- **AI Portrait Glow:** Enhances portrait photos with optimized lighting and effects.
- **AI Eraser 2.0:** Allows for intelligent removal of unwanted objects from your photos.
- **AI Pop Out:** A feature for creative photo editing, enabling subjects to stand out.

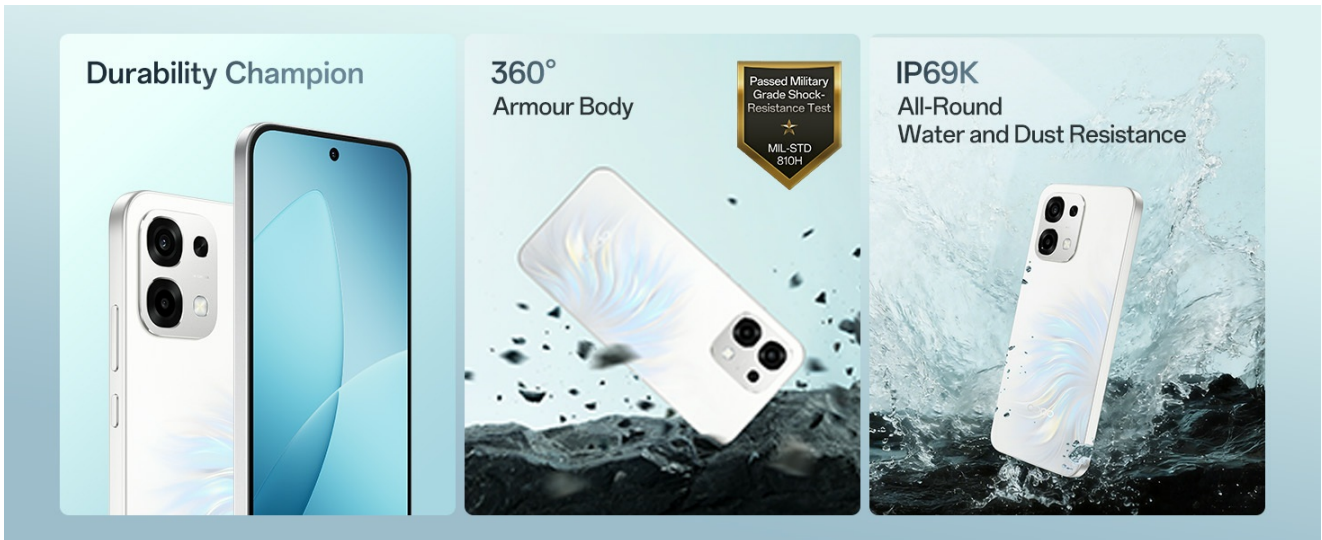


Image: Visual representation of the OPPO F33 5G camera system, highlighting the 50MP main camera and 16MP front camera resolution.



Image: Demonstration of the AI Pop Out feature, showing how subjects can be isolated and enhanced in photos.

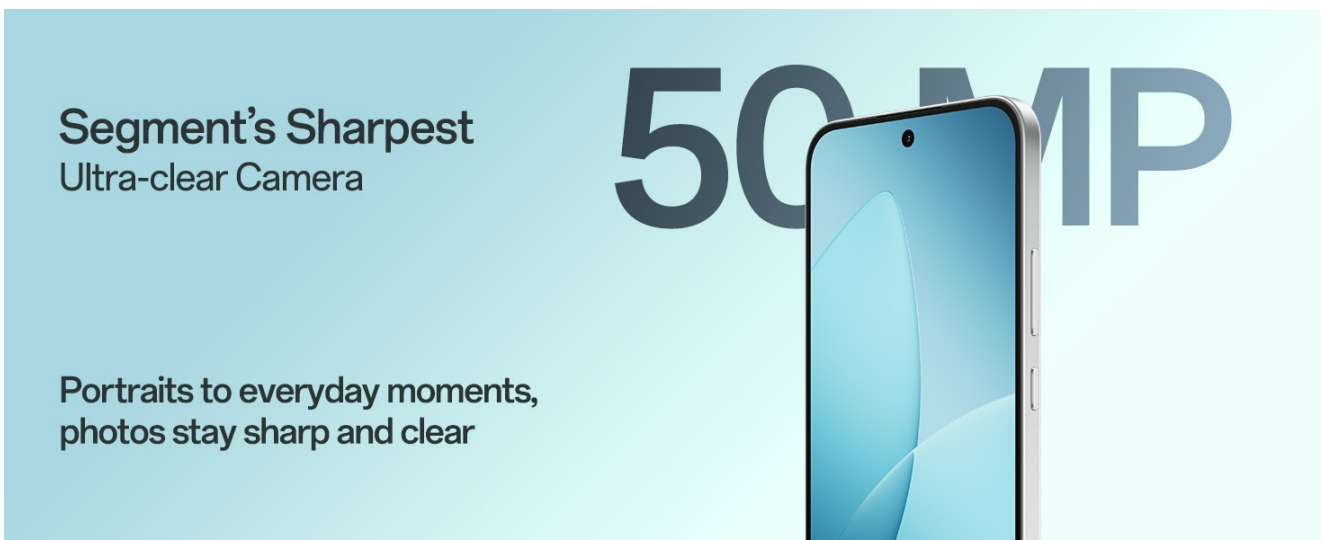


Image: Examples of AI Portrait Glow and AI Eraser 2.0 in action, illustrating their effects on photos.

## 4.2 Battery and Charging

The OPPO F33 5G features a large 7000mAh battery for extended usage and supports 80W SUPERVOOC fast charging.

- **Charging:** Use the provided 80W power adapter and USB Type-C cable for optimal fast charging.
- A 5-minute charge can provide approximately 1 hour of WhatsApp video calls or 1.6 hours of Instagram

browsing.

**smartprix** Cooling Systems Built for Indian Heat

**Multiple Apps Open?**  
Keeps your tools organized and speeds up your tasks for smoother productivity.

Quick Switch Bar

**Heat Won't Slow You Down**

High-Performance 4289mm<sup>2</sup> VC Cooling System

Image: Information on the OPPO F33 5G's 7000mAh battery capacity and 80W Flash Charge capabilities.

### 4.3 Performance and Software

The device runs on Android 15 with ColorOS 16, offering a smooth and efficient user experience.

- **Dual-Engine Smoothness System:** Designed to minimize lag, delay, screen flicker, crashes, screen jumps, and freezes during continuous application use.
- **High-Performance VC Cooling System:** A 4289mm<sup>2</sup> VC cooling system helps manage device temperature during intensive use.
- **AI Features:** Includes AI Writer for drafting and AI Ultra-clear Document for organizing and digitizing documents.

**Strong Signal Everywhere**  
Signal Improved with Real-World Field Tests

**Elevator**

**Hills**

**Narrow Lanes**

Image: Visual detailing the benefits of ColorOS 16 and the Dual-Engine Smoothness System for a lag-free experience.

## Durable Champion

All-Weather Ready. Built for Extremes.




Image: Illustration of the cooling system designed to maintain performance even under high temperatures.

## Built for India's Heat. Smooth at 40°C.

### Dual-Engine Smoothness System

Powered by ColorOS 16

Under continuous rapid application launching it can achieve six zeros

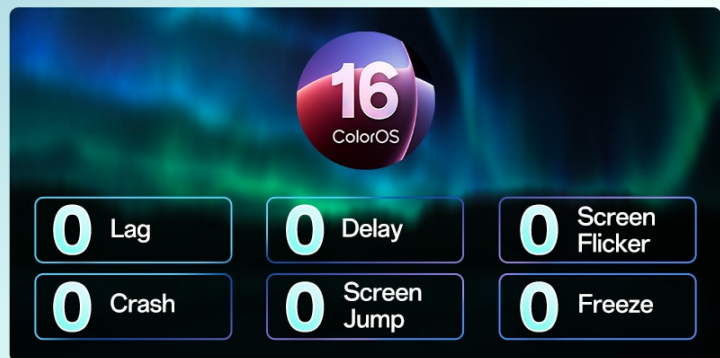


Image: Overview of AI-powered features like AI Writer and AI Ultra-clear Document for productivity.

### 4.4 Durability and Design

The OPPO F33 5G is built with durability in mind and features a sleek design.

- **Military-Grade Shock Resistance:** Tested to MIL-STD 810H standards for enhanced protection against drops and impacts.
- **IP69K Water and Dust Resistance:** Offers high-level protection against water and dust ingress.
- **360° Armour Body:** Features a solid metal body with anti-drop guard, airbag protection, and extra tough screen glass.
- **Design:** Slim and lightweight (approximately 189g) with a 6.57-inch flat screen. Available in Forest Green and Pearl White.

## AI POP OUT



Image: Details on the 360° Armour Body and Military-Grade Shock Resistance of the OPPO F33 5G.

## Segment's Best Clarity

Ultra Clear  
Main Camera

50MP  
Main Camera  
AF f/1.8

2MP  
Depth Camera  
f/2.4

Resolution  
16MP



Image: Visual demonstration of the IP69K water and dust resistance, showing the phone's resilience to liquids.

Next-Level Damage Resistance

# 360° Armour Body



Solid Metal Body  
with Anti-Drop Guard



Extra  
Tough Screen Glass



Airbag  
Protection



Image: The OPPO F33 5G in Forest Green, highlighting its aesthetic appeal.

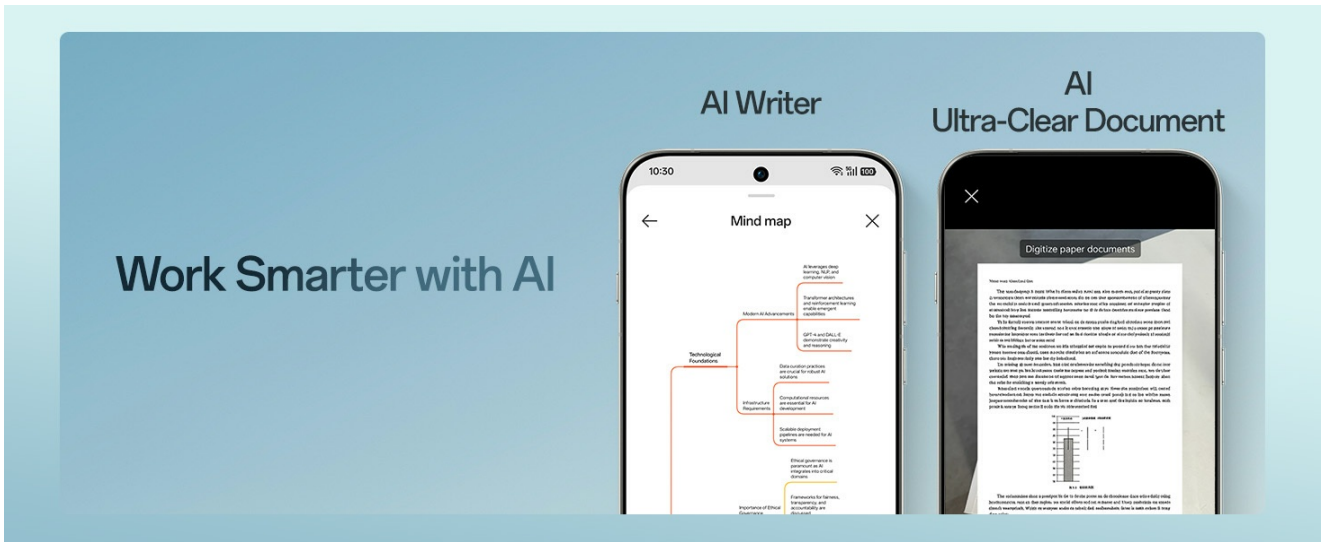


Image: Illustrates the slim profile and lightweight nature of the OPPO F33 5G.

## 4.5 Connectivity

The OPPO F33 5G supports modern connectivity standards:

- **Cellular Technology:** 5G for high-speed mobile data.
- **Network Connectivity:** Bluetooth and Wi-Fi for wireless connections.
- **Dual SIM:** Supports two SIM cards for flexible network usage.

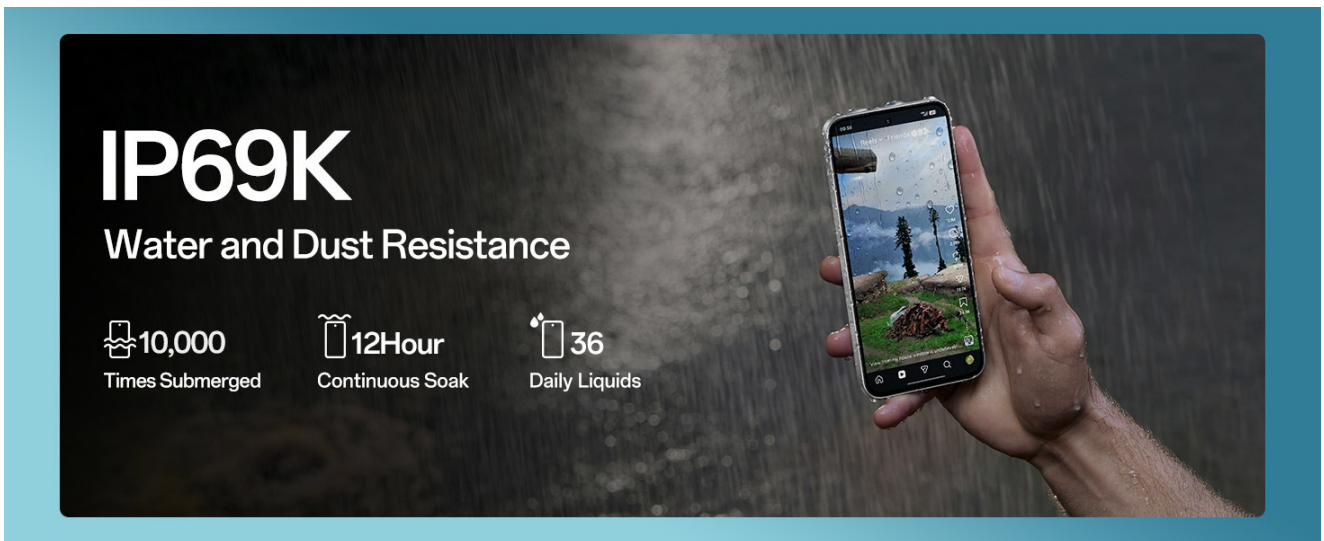


Image: Demonstrates the OPPO F33 5G's ability to maintain strong signal in challenging environments like elevators, hills, and narrow lanes.

## 5. MAINTENANCE

To ensure your OPPO F33 5G remains in optimal condition, follow these maintenance guidelines:

- **Cleaning:** Use a soft, lint-free cloth to clean the screen and body. Avoid abrasive materials or harsh chemicals.
- **Software Updates:** Regularly check for and install system updates to benefit from the latest features, security patches, and performance improvements. Go to *Settings > About device > ColorOS version* to check for updates.
- **Battery Care:** Avoid extreme temperatures. Do not let the battery completely drain frequently. For long-term storage, charge the battery to around 50%.

- **Storage Management:** Periodically clear unnecessary files and apps to free up storage space and maintain device speed.

## 6. TROUBLESHOOTING

---

If you encounter issues with your OPPO F33 5G, try the following troubleshooting steps:

- **Device Not Responding:** Press and hold the Power button for about 10-15 seconds to force a restart.
- **App Crashing:** Clear the cache and data of the problematic app (*Settings > Apps > [App Name] > Storage > Clear cache/Clear data*). If the issue persists, uninstall and reinstall the app.
- **Poor Battery Life:** Check battery usage in settings (*Settings > Battery*) to identify power-hungry apps. Reduce screen brightness, disable unnecessary features like GPS or Bluetooth when not in use, and close background apps.
- **Network Connectivity Issues:** Toggle Airplane Mode on and off. Restart your device. Check your SIM card insertion. Reset network settings (*Settings > System settings > Back up and reset > Reset phone > Reset network settings*).
- **Factory Reset (Last Resort):** If major issues persist, you may need to perform a factory reset. **Warning: This will erase all data on your phone. Back up important data before proceeding.** Go to *Settings > System settings > Back up and reset > Reset phone > Erase all data*.

## 7. SPECIFICATIONS

---

Feature	Specification
Brand	OPPO
Model Name	F33
Operating System	Android 15
RAM Memory Installed Size	8 GB
Memory Storage Capacity	256 GB
Colour	Forest Green
SIM Card Slot Count	Dual SIM
Connector Type	USB Type C
Form Factor	Slate
Product Features	Dual SIM, Expandable Memory, Fast Charging Support, Rugged Body, Stereo Speakers
Camera Flash Type	LED
Battery Power	7000 mAh
Item Weight	204 Grams
Item Dimensions	16.3 x 7.8 x 0.8 Centimeters
Display Type	AMOLED

Wireless Provider	Unlocked for All Carriers
Cellular Technology	5G
Network Connectivity Technology	Bluetooth, Wi-Fi
Model Year	2026
Country of Origin	India

## 8. WARRANTY AND SUPPORT

---

### 8.1 Warranty Information

Your OPPO F33 5G Smartphone comes with a limited warranty:

- **Handset:** 12 Months
- **Adapter & Cable:** 6 Months

Please retain your proof of purchase for warranty claims.

### 8.2 Customer Support

For further assistance, you can contact OPPO customer support:

- **Hotline:** 18001032777 (Available 9:00 - 22:00 Mon-Sun, including holidays)
- **WhatsApp:** +91-9871 502777
- **Manufacturer Contact:** OPPO Mobiles India Pvt Ltd, 5th FLOOR, Tower B, BUILDING, N-8, DLF Cyber City, DLF Phase 2, Gurugram, Haryana 122002

OPPO provides over 580 authorized service centers for repair, software updates, service inquiries, and device diagnosis.



Image: Overview of OPPO's trustworthy services, including hotline, WhatsApp, and authorized service centers.