

## Coleman 2157595

# Coleman Classic 1-Burner Butane Stove Instruction Manual

Model: 2157595

## 1. PRODUCT OVERVIEW

The Coleman Classic 1-Burner Butane Stove is designed for portable outdoor cooking. It features a single adjustable burner, InstaStart ignition for matchless lighting, and a compact design for easy transport. This stove provides 7,650 BTUs of cooking power, suitable for various outdoor culinary needs.

- **Portability:** Lightweight and compact, includes a carry case.
- **Temperature Control:** Single adjustable burner for precise heat management.
- **Easy Cleaning:** Removable porcelain-coated grate and rust-proof aluminum burner.
- **Stability:** Large base designed for stable cooking and stirring.
- **Ignition:** Instastart push-button ignition for automatic, matchless lighting.
- **Power:** 7,650 total BTUs of cooking power.
- **Wind Protection:** Integrated wind baffle to shield the flame.
- **Capacity:** Accommodates one 10-inch pan.
- **Burn Time:** Up to 1.25 hours on high with one 8.8 oz butane gas cylinder (sold separately).



Image: The Coleman Classic 1-Burner Butane Stove is lightweight and compact, fitting neatly into its included carry case for easy transport.

Your browser does not support the video tag.

Video: An official product overview demonstrating the features and functionality of the Coleman Classic 1-Burner Butane Stove.

## 2. IMPORTANT SAFETY INFORMATION

---

**WARNING:** This product contains chemicals known to the State of California to cause cancer and birth defects or other reproductive harm. Always operate this appliance in a well-ventilated area. Do not use indoors. Keep children and pets away from the stove during operation.

- Read all instructions before operating the stove.
- Use only butane fuel canisters designed for this type of stove.
- Ensure the stove is on a stable, level surface before use.
- Never leave an operating stove unattended.
- Allow the stove to cool completely before handling or storing.

## 3. PACKAGE CONTENTS

---

Verify that all items are present in the package:

- Coleman Classic 1-Burner Butane Stove
- Carrying Case

## 4. SETUP INSTRUCTIONS

---

1. Open the carrying case and remove the stove.
2. Place the stove on a flat, stable, non-combustible surface away from flammable materials.
3. Open the fuel compartment cover on the side of the stove.
4. Align the collar of an 8.8 oz butane gas cylinder with the connector in the fuel compartment. Ensure the notch on the canister aligns with the tab on the stove.
5. Push the canister firmly into place and engage the locking lever (if present) to secure the canister. Close the fuel compartment cover.

# Removable Grate

for quick cleanup



Image: Proper insertion of the butane fuel canister into the stove's designated compartment.

## 5. OPERATING THE STOVE

1. After the butane canister is installed, ensure the control knob is in the "OFF" position.
2. Turn the control knob counter-clockwise to the "IGNITION" position. You should hear a click as the InstaStart ignition attempts to light the burner.
3. If the burner does not light on the first attempt, return the knob to "OFF" and repeat step 2.
4. Once lit, adjust the flame intensity by turning the control knob between "MIN" and "MAX" to achieve the desired heat.
5. To turn off the stove, turn the control knob clockwise to the "OFF" position until the flame extinguishes.



Find the perfect Coleman tent with features like a 5-minute setup with preattached poles, Dark Room™ technology that blocks 90% of sunlight & reduces heat, and the WeatherTec™ system that helps keep water out.



4-PERSON DARK ROOM SKYDOME TENT



6-PERSON SKYDOME TENT



ONESOURCE RECHARGEABLE 6-PERSON TENT

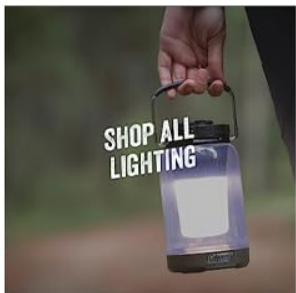


8-PERSON SKYDOME TENT


Image: The adjustable burner allows for precise temperature control, and the large base provides stability for cookware.



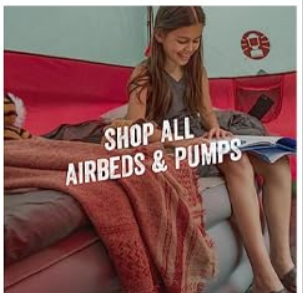
SHOP ALL FURNITURE



SHOP ALL LIGHTING



SHOP ALL SLEEPING BAGS



SHOP ALL AIRBEDS & PUMPS

Image: The InstaStart push-button ignition provides automatic, matchless lighting for convenience.

## 6. CARE AND MAINTENANCE

Proper care ensures the longevity and safe operation of your stove.

- **Cleaning:** The porcelain-coated grate is removable for easy cleaning. Allow the grate to cool, then lift it off and wash with warm, soapy water. Rinse thoroughly and dry before reassembling.
- **Burner:** The aluminum burner is rust-proof. Wipe clean with a damp cloth as needed.
- **Storage:** Ensure the stove is completely cool and clean before storing it in its carry case. Store in a dry, well-ventilated area.



Bring the sizzle to your next barbecue or camping trip with the right grill or stove that suits your outdoor cooking needs.



Need protection from the elements at your next backyard barbecue or picnic? We've got you covered with an assortment of shelters.

Image: The removable porcelain-coated grate and rust-proof aluminum burner simplify cleaning and maintenance.

## 7. TROUBLESHOOTING GUIDE

If you encounter issues with your stove, refer to these common solutions:

- **Stove not lighting:** Ensure the butane canister is correctly installed and fully engaged. Check that the control knob is turned to the "IGNITION" position.
- **Low flame or inconsistent flame:** Verify that the butane canister has sufficient fuel. Ensure the stove is not exposed to strong winds; use the integrated wind baffle or position the stove in a sheltered area.
- **Gas leak smell:** Immediately turn off the stove and disconnect the butane canister. Move the stove to a well-ventilated area and inspect for any damage or improper connections. Do not operate if a leak is detected.

For persistent issues, contact Coleman customer support.

## 8. PRODUCT SPECIFICATIONS

Feature	Specification
Brand	Coleman
Model Number	2157595
Fuel Type	Butane
Material	Alloy Steel
Product Dimensions (L x W x H)	15" x 10" x 6.5"
Power Source	Gas Powered

Maximum Energy Output	7650 British Thermal Units (BTUs)
Item Weight	249 Grams
Included Components	Stove, Carrying Case
UPC	076501247374



Image: The stove delivers 7,650 BTUs, providing ample power for various cooking tasks.

## 9. WARRANTY AND CUSTOMER SUPPORT

This Coleman Classic 1-Burner Butane Stove comes with a **3-Year Limited Warranty**. For warranty claims, technical assistance, or general inquiries, please refer to the official Coleman website or contact their customer support directly.

You can find more information and support resources by visiting the [Coleman Store on Amazon](#).