

[Manuals.plus](#) /

> [Metz](#) /

> Metz 32MQH7000Z 32-inch Smart Google QLED+ LED TV User Manual

## Metz 32MQH7000Z

# Metz 32MQH7000Z 32-inch Smart Google QLED+ LED TV User Manual

## INTRODUCTION

---

This manual provides essential information for the safe and efficient operation of your Metz 32MQH7000Z Smart Google QLED+ LED TV. Please read it thoroughly before using the television and retain it for future reference. The Metz MQH7000 TV features Gen6 QLED+ technology, delivering excellent image quality and vibrant colors. The enhanced stability of QLED+ technology also extends the TV's lifespan, ensuring reliable use.



# METZ

GERMAN  
BRAND  
— SINCE 1938 —

# QLED+ MQH7000Z



#### Width x Depth x Height with base [cm]

71,5 x 21,4 x 47,5

#### Width x Depth x Height without base [cm]

71,5 x 6,8 x 42,6

#### Weight with base/without base [kg]

3.35 / 3.3

#### Colis compris

2 x Piles AAA

1 x Télécommande

1 x Câble

1 x Manuel

4 x Vis

2 x Supports



Image: Contents of the Metz 32MQH7000Z TV box, including remote control, power cable, user manual, TV bases, and screws. The image also displays the TV's dimensions and available input/output ports.

## SETUP

### 1. Attaching the TV Bases

1. Carefully place the TV screen-down on a soft, flat surface to prevent damage.
2. Align each base with the corresponding slots on the bottom of the TV.
3. Secure the bases using the provided screws. Ensure they are firmly attached.

### 2. Connecting External Devices

Refer to the diagrams below for port locations:



Image: Rear view of the Metz 32MQH7000Z TV, highlighting the VESA mounting points and the main connection panel.



Image: Side view of the Metz 32MQH7000Z TV, illustrating the location of various input ports including HDMI and USB.

- **HDMI Ports (x2):** Connect Blu-ray players, game consoles, or other HDMI-enabled devices.
- **USB Ports (x2):** Connect USB storage devices for media playback or software updates.
- **Antenna/Cable Input (DVB-T/T2/C/S/S2):** Connect your antenna or cable for terrestrial, cable, or satellite broadcasts.
- **CI+ Slot:** Insert a CI+ module for encrypted channels.
- **LAN Port:** Connect an Ethernet cable for a wired internet connection.
- **Headphone Output:** Connect headphones for private listening.
- **Digital Audio Out:** Connect to an external audio system for enhanced sound.

### 3. Power Connection

1. Connect the power cable to the TV's power input.
2. Plug the other end of the power cable into a wall outlet.

## OPERATING INSTRUCTIONS

---

### 1. Initial Setup

Upon first power-on, the TV will guide you through the initial setup process, including language selection, network connection, and Google TV account login.

### 2. Google TV Interface

Your Metz TV features Google TV, providing a personalized experience with access to popular streaming apps and content recommendations.



## Personnalisez votre TV

**1 billion +**

Écologie des  
équipements IOT

**700,000+**

Ressources

**10,000+**

Apps

**190+**

Pays

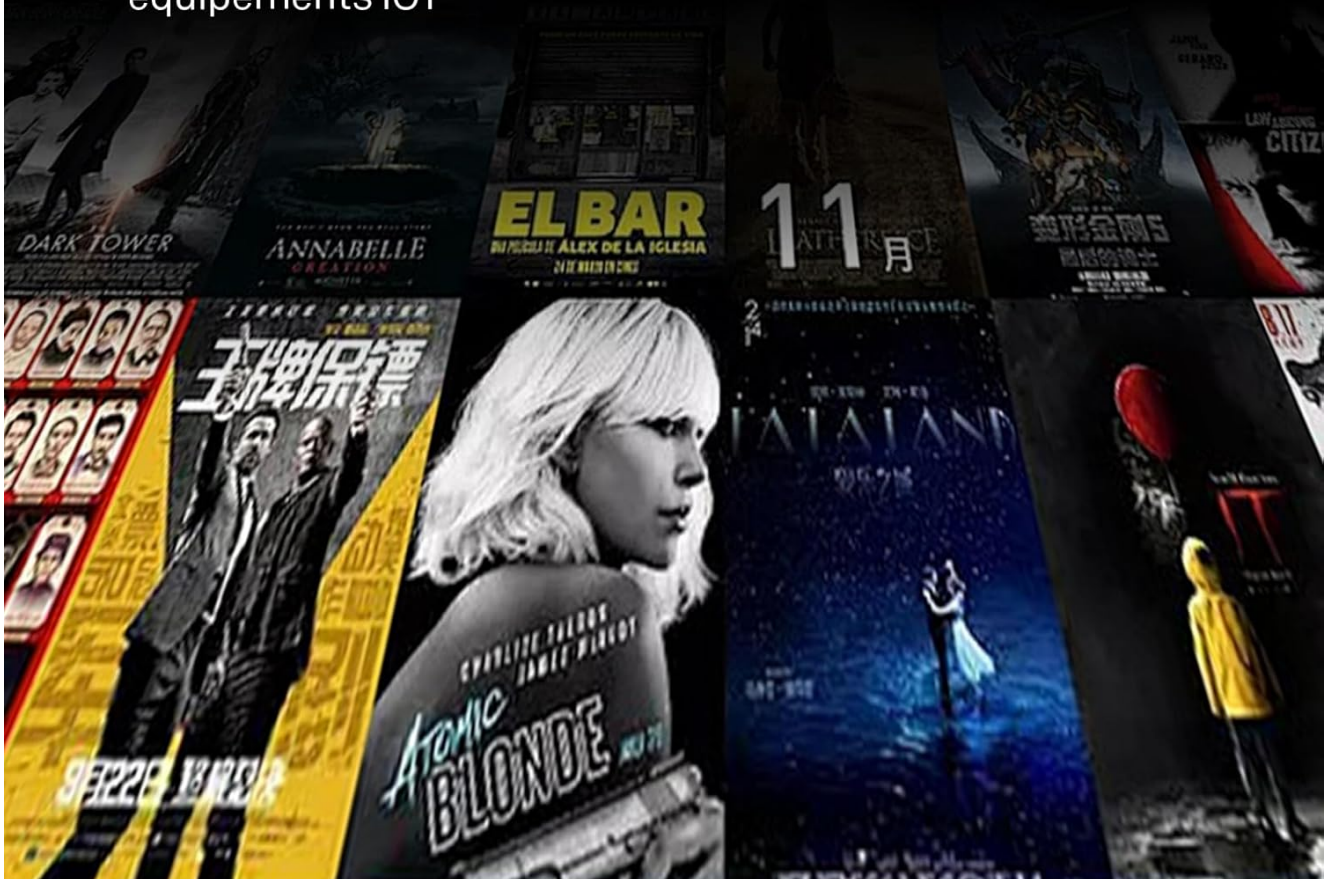


Image: The Google TV interface, displaying a selection of streaming application icons and personalized content suggestions.


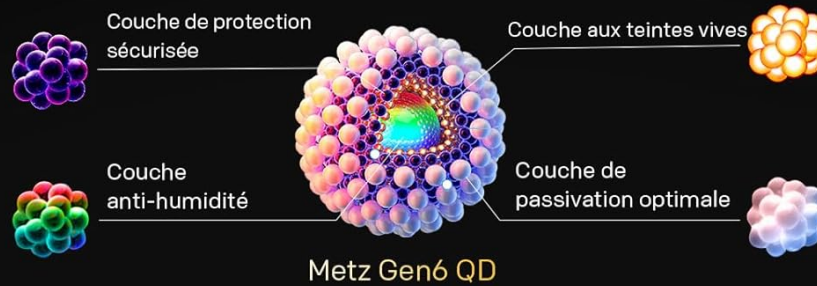
- **Accessing Apps:** Navigate through the home screen to find and launch applications like Netflix, YouTube, Prime Video, and Disney+.
- **Voice Control:** Use the remote control's microphone button to issue voice commands for searching content, controlling playback, and more.

### 3. Picture Settings (Gen 6 QLED+, HDR10 & HLG)

Your TV utilizes Gen 6 QLED+ technology for superior image quality. Adjust picture settings via the TV menu to optimize your viewing experience.

# Superior Quantum Dot

## Couleur Inaltérable pendant 10+ ans



Performance des points quantiques METZ

Performance des points quantiques conventionnels

Image: A close-up view of the television screen, highlighting the vibrant and rich color reproduction achieved by QLED+ technology. The TV supports HDR10 and HLG for enhanced contrast and color accuracy in compatible content. These technologies automatically adjust to provide deeper blacks and brighter highlights.

# Gen6 - QLED+

Admirez Chaque Couleur



Image: A diagram illustrating the multi-layered Quantum Dot structure, designed to maintain color stability and vibrancy for over 10 years, comparing Metz QLED performance to conventional QLED over time.

# HDR 10 & HLG

## Couleurs Eclatantes, Contraste Réaliste



Image: A side-by-side comparison demonstrating the visual improvement with HDR10 & HLG enabled, showing more vibrant colors and deeper contrast compared to a standard picture.

#### 4. Sound Settings (Dolby Audio)

The integrated Dolby Audio system provides powerful and clear surround sound. Access the sound settings in the TV menu to customize audio profiles (e.g., Standard, Cinema, Music, Speech).

 **Dolby Audio**

**Plongez au Cœur de Chaque Son**



Image: An overhead perspective of a person seated on a sofa, watching the TV, with visual representations of Dolby Audio sound waves extending from the screen, indicating an immersive audio experience.

## **5. Connectivity**

- **Bluetooth 5.1:** Connect wireless headphones, soundbars, or other Bluetooth-enabled devices.

## Bluetooth 5.1

### Connectivité plus Rapide plus Intelligente et plus Fiable

Avec des vitesses deux fois plus rapides, une portée étendue et une stabilité améliorée, le Bluetooth 5.1 surpasse le 5.0. C'est la mise à niveau sans fil ultime : connectez-vous plus intelligemment et allez plus loin dès aujourd'hui !

# Bluetooth 5.1



Image: A graphic illustrating Bluetooth 5.1 connectivity, featuring a sleek sports car to symbolize fast, intelligent, and reliable wireless connections.

- **Wi-Fi:** Connect to your home wireless network for internet access and streaming.
- **Multi-Screen Casting (Chromecast):** Cast content from your smartphone, tablet, or computer directly to the TV screen using Chromecast built-in.

# Cast sur plusieurs écrans

## Écran plus grand, expérience immersive

### Vidéo APP

Visionnez du contenu de votre petit écran sur grand écran (YouTube, Netflix, etc.)



### Téléphone portable

Diffusion simple et pratique



### Chromecast

Compatible avec Android et IOS



### Ordinateur portable

Diffusion instantanée via connexion HDMI



Image: A visual representation of multi-screen casting, demonstrating how content can be streamed from a smartphone or laptop to the television for an immersive viewing experience.

## 6. Eye Care Features

The TV includes Eye Care features designed to reduce eye strain during prolonged viewing.

- **Low Blue Light:** Reduces harmful blue light emissions.
- **Flicker-Free:** Minimizes screen flickering for a more comfortable viewing experience.

**Eye CARE**

# Regarder sans Souci




Image: A scene depicting individuals comfortably watching television, illustrating the benefits of the TV's Eye Care features for a relaxed viewing experience.



 Low Blue Light

**Yeux Détendus, Aucune Fatigue**



 Flicker Free

**Vision Fluide, Vision Relaxante**

Image: Two comparative images demonstrating the benefits of Low Blue Light and Flicker-Free technologies. The top image shows a scene with and without low blue light, while the bottom image illustrates the difference with and without flicker-free technology for reduced eye fatigue.

## 7. Enhanced Performance (1.5 GB RAM)

The TV is equipped with 1.5 GB of RAM, providing a 50% increase in memory compared to previous models. This enhancement ensures smoother operation, faster application loading, and improved multitasking capabilities, reducing lag and enhancing overall responsiveness.

## Mémoire Accrue

**1GB** >>> **1.5GB**    **50%** ▲ Mémoire Accrue



Image: A graphic representation highlighting the upgrade to 1.5 GB RAM, indicating a 50% increase in memory for improved television performance and responsiveness.

## MAINTENANCE

---

### Cleaning the Screen

Gently wipe the screen with a soft, lint-free cloth. For stubborn marks, lightly dampen the cloth with water or a specialized screen cleaner. Avoid using harsh chemicals or abrasive materials.

### Cleaning the TV Casing

Use a soft, dry cloth to wipe the TV casing. Do not use liquid cleaners directly on the TV.

### General Care

- Unplug the TV from the power outlet before cleaning or if it will be unused for an extended period.
- Keep the TV away from direct sunlight, heat sources, and excessive dust.

- Ensure proper ventilation around the TV to prevent overheating.

## TROUBLESHOOTING

If you encounter issues with your TV, refer to the following common solutions:

Problem	Possible Solution
No Power	Check if the power cable is securely plugged into both the TV and the wall outlet. Ensure the power outlet is functional.
No Picture, but Sound is Present	Verify the correct input source is selected. Check cable connections (HDMI, antenna). Try another HDMI port.
No Sound, but Picture is Present	Check the volume level and mute status. Ensure external audio devices are correctly connected and powered on. Check audio output settings in the TV menu.
Remote Control Not Working	Replace the batteries in the remote control. Ensure there are no obstructions between the remote and the TV's IR sensor.
Poor Picture Quality	Adjust picture settings (brightness, contrast, sharpness). Check antenna or cable connection for signal strength. For streaming, ensure a stable internet connection.
Cannot Connect to Wi-Fi	Ensure your Wi-Fi router is on and within range. Re-enter the Wi-Fi password. Try restarting both the TV and the router.

## SPECIFICATIONS

Feature	Detail
Model Name	MQH7000
Model Number	32MQH7000Z
Screen Size	32 Pouces (80 cm)
Display Technology	QLED (Gen 6 QLED+, Quantum Dot QLED)
Resolution	768p (1366 x 768 pixels)
Refresh Rate	60 Hz
HDR Support	HDR10, HLG
Operating System	Google TV
RAM	1.5 GB
Audio Technology	Dolby Audio, Dolby Digital, Dolby Digital Plus
Connectivity	Bluetooth 5.1, Wi-Fi, USB (x2), HDMI (x2), LAN
Tuner	DVB-T/T2/C/S/S2, CI+

Feature	Detail
Special Features	Auto Volume Leveller, Bezel-Less Design, Chromecast, Eye Comfort Mode, Game Mode
VESA Mounting Standard	200 x 100 mm
Product Dimensions (with stand)	21.4P x 71.5I x 47.5H cm
Model Year	2026
Country of Origin	Poland

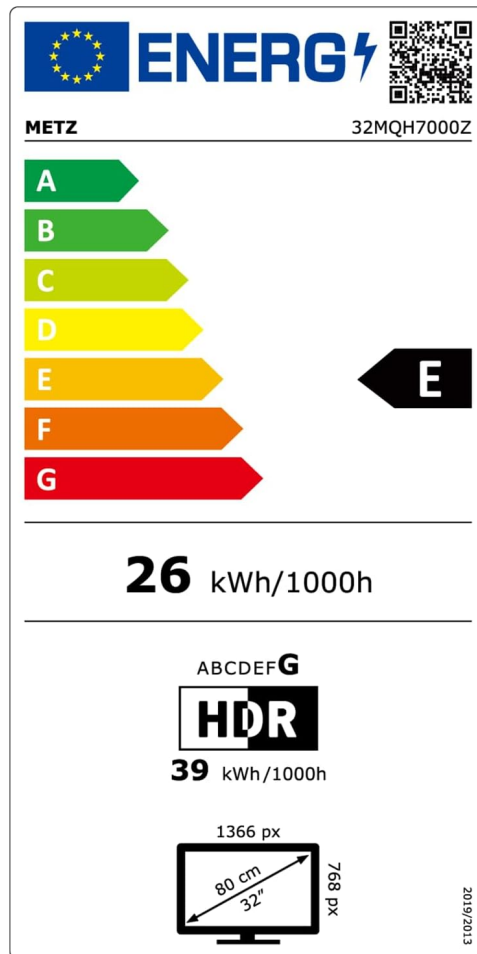


Image: The energy efficiency label for the Metz 32MQH7000Z TV, indicating an energy class of E and power consumption details. For more information, visit the official EU EPREL database: <https://eprel.ec.europa.eu/qr/2590878>

## WARRANTY AND SUPPORT

Your Metz 32MQH7000Z TV comes with a **2-year warranty** from the date of purchase. Please retain your proof of purchase for warranty claims.

For technical assistance, troubleshooting beyond this manual, or warranty service, please contact Metz customer support. Contact information can typically be found on the official Metz website or in the documentation included with your product.

For additional resources and product information, visit the official Metz brand store: [Metz Brand Store](#)

