

Manuals.plus /

› Skyworth /

› SKYWORTH 60Q6700H 4K QLED Google Smart TV User Manual

Skyworth 60Q6700H

SKYWORTH 60Q6700H 4K QLED Google Smart TV User Manual

Model: 60Q6700H

1. INTRODUCTION

This manual provides essential information for the setup, operation, maintenance, and troubleshooting of your SKYWORTH 60Q6700H 4K QLED Google Smart TV. This television features a 60-inch 4K Ultra HD QLED+ display, 120Hz HSR refresh rate, HDR10+/Dolby Vision support, Dolby Atmos audio, and integrated Google TV functionality. Please read this manual thoroughly before using your TV to ensure proper and safe operation.



Image: Front view of the SKYWORTH 60Q6700H 4K QLED Google Smart TV, showcasing its slim bezels and stand.

2. WHAT'S INCLUDED

Verify that all the following components are included in your package:

- SKYWORTH 60Q6700H 4K QLED Google Smart TV
- Remote Control
- Power Cable
- TV Stand (2 pieces)
- User Manual (this document)
- AA batteries (for remote control)

3. SETUP

3.1 Unpacking

Carefully remove the TV and all accessories from the packaging. It is recommended to retain the packaging materials for future transport or service needs.

3.2 Stand Assembly

To attach the TV stand:

1. Place the TV face down on a soft, flat surface (e.g., a blanket or foam) to prevent screen damage.
2. Align each stand piece with the corresponding slots on the bottom of the TV.
3. Secure the stands using the provided screws. Ensure they are tightened firmly.




Image: Rear view of the television, illustrating the stand attachment points and various input/output ports.

3.3 Connecting Power

Connect the power cable to the TV's power input port, then plug the other end into a standard electrical outlet (100-240 VAC, 50-60 Hz).

3.4 Connecting External Devices

Your TV is equipped with multiple ports for connecting external devices:

- **HDMI Ports (x3):** For high-definition audio and video devices like Blu-ray players, gaming consoles, or set-top boxes.
- **USB Ports (x2):** For connecting USB storage devices to play media files or for software updates.
- **Composite-Video Input (x1):** For older devices using RCA cables (yellow for video, red/white for audio).
- **Audio Out (x1):** For connecting external audio systems.
- **Antenna/Cable Input:** For connecting an antenna or cable TV signal.





Image: Side profile of the television, highlighting the accessible side-mounted input ports.

3.5 Initial Setup Wizard

Upon first power-on, the TV will guide you through an initial setup process. This includes selecting your language, connecting to a Wi-Fi network, and setting up your Google account for Google TV features.

4. OPERATING INSTRUCTIONS

4.1 Remote Control

The included remote control allows you to navigate the TV's interface, adjust settings, and access smart features. Insert the two AA batteries into the remote control, observing polarity.

- **Power Button:** Turns the TV on or off.
- **Navigation Buttons:** Up, Down, Left, Right arrows to move through menus.
- **OK Button:** Confirms selections.
- **Back Button:** Returns to the previous screen.
- **Home Button:** Accesses the Google TV home screen.
- **Volume Buttons:** Adjusts audio volume.
- **Channel Buttons:** Changes TV channels.
- **App Shortcut Buttons:** Direct access to popular streaming services like Netflix and YouTube.
- **Google Assistant Button:** Activates voice control.

4.2 Google TV Interface

Your SKYWORTH TV runs on Google TV, providing a personalized home screen with content recommendations

from your subscriptions. You can access thousands of apps from the Google Play Store, including Netflix, YouTube, and Prime Video. Use the navigation buttons on your remote to browse content and settings.

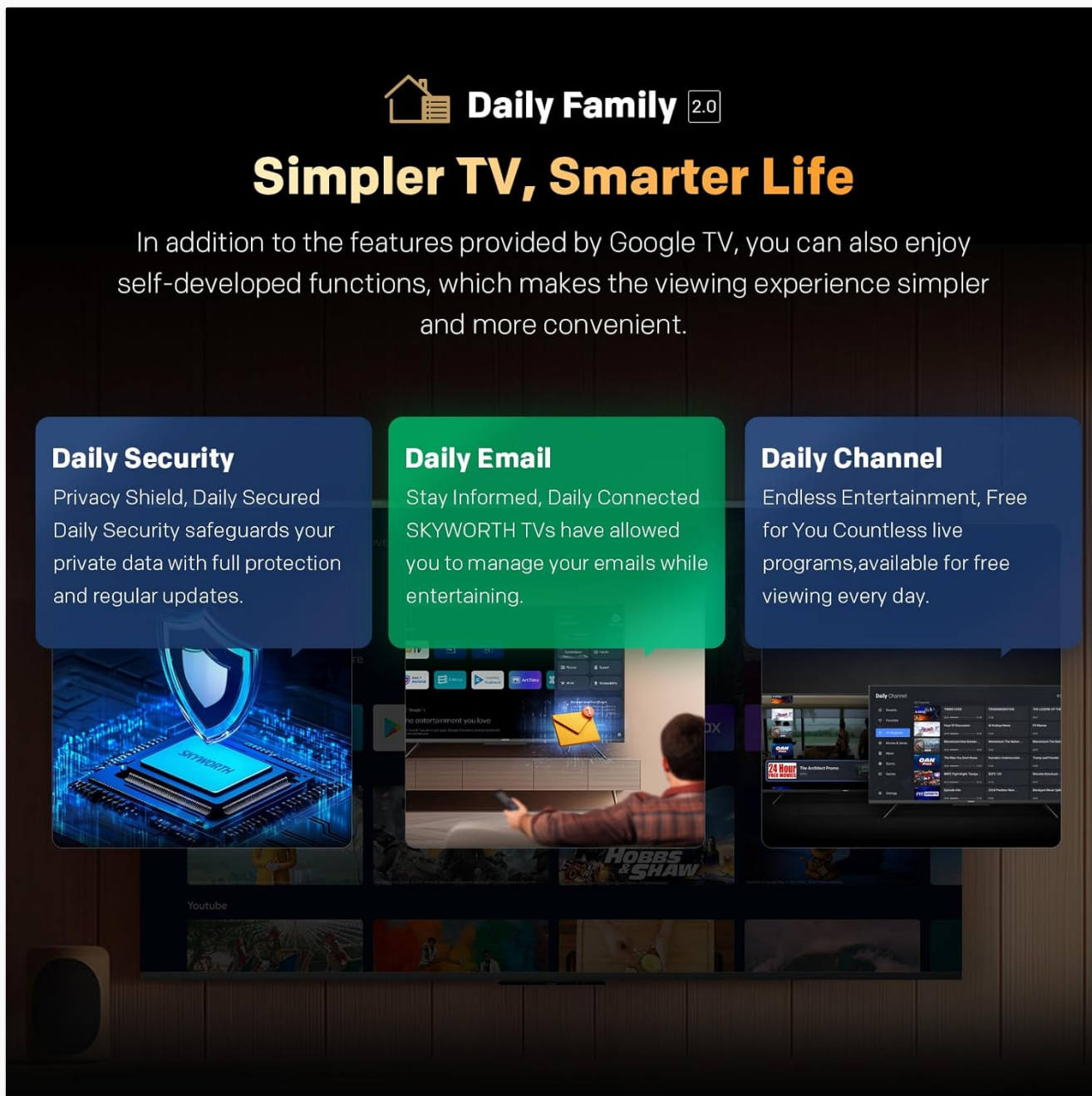


Image: A visual representation of the Google TV interface, highlighting features like Daily Security, Daily Email, and Daily Channel.

4.3 Picture Settings

Access the picture settings menu to optimize your viewing experience:

- **Picture Mode:** Select from various presets (e.g., Standard, Vivid, Movie, Game) or customize settings like brightness, contrast, color, and sharpness.
- **QLED+ Display:** The QLED+ panel delivers vibrant colors and deep blacks with 90% DCI-P3 color gamut and 1200:1 contrast.
- **HDR10+/Dolby Vision:** Automatically enhances compatible content for improved brightness, contrast, and color accuracy.
- **MEMC (Motion Estimation, Motion Compensation):** Reduces motion blur in fast-moving scenes.
- **Eye Care 5.0:** Minimizes blue light and screen flicker to reduce eye strain during extended viewing.

Prolonged Vivid QLED+

Your New Era of Viewing Like Never Before

The latest generation of QLED in the industry makes the most vibrant color performance and the most durable, fade-resistant viewing experience, bringing you an entirely new level of cinematic enjoyment.



Image: A detailed image showcasing the vibrant color performance and clarity of the QLED+ display technology.

4.4 Sound Settings

Adjust audio settings for an immersive sound experience:

- **Sound Mode:** Choose from presets like Standard, Music, Movie, or customize equalizer settings.
- **Dolby Atmos:** Provides multi-dimensional audio for compatible content, creating an immersive soundstage.
- **DBX-TV Audio:** Enhances sound quality with features like Total Sonics, Total Surround, and Total Volume for clear and balanced audio.

SKYWORTH X dbx-tv®

Skyworth has formed an in-depth collaboration with Emmy Award-winning dbx-tv, ensuring every sound is meticulously crafted by international tuning masters, delivering audio quality on par with JBL and Harman Kardon.

Total Sonics®

Total Surround®

Total Volume®



Timothy A. Beault

A 20-Year Legend in Audio Engineering

Image: A graphic illustrating the collaboration between Skyworth and dbx-tv for enhanced audio quality, with sound wave patterns.

4.5 Gaming Features

The TV is optimized for gaming with features designed to reduce lag and enhance visuals:

- **120Hz HSR (High Refresh Rate):** Provides ultra-smooth motion for fast-paced games, reducing motion blur and ghosting.
- **Game Mode:** Automatically optimizes picture settings and minimizes input lag for a more responsive gaming experience.
- **HDMI 2.1:** Supports advanced gaming features when connected to compatible devices.

120Hz
Turbo Mode

Faster, Clearer, Smoother

The display achieves a high refresh rate in 120Hz Turbo Motion Technology. This ensure a seamless and clear viewing experience ,eliminating concerns about ghosting and trailing.

120Hz



120Hz



60Hz



Image: A dynamic image demonstrating the smoothness of 120Hz refresh rate compared to 60Hz, ideal for gaming and fast-action content.

4.6 Connectivity

- **Wi-Fi:** Dual-band Wi-Fi (2.4GHz/5GHz) for stable internet connection.
- **Bluetooth 5.1:** For connecting wireless headphones, soundbars, or other Bluetooth devices.
- **Chromecast built-in:** Allows you to cast content from your smartphone or tablet directly to the TV.

4.7 S AI Engine

The S AI Engine enhances image quality by analyzing and refining each frame in real-time. It leverages SKYWORTH's extensive picture quality database to deliver vibrant colors and fine details, including AI Skin Detection and AI Motion Clarity.



S AI Engine

AI Power to be Stunning

The S AI Engine enhances image quality by analyzing and refining each frame in real time. It leverages SKYWORTH's extensive picture quality database to deliver vibrant colors and fine details.



AI Skin Detection



AI Motion Clarity




Image: A visual representation of the S AI Engine microchip, symbolizing the TV's artificial intelligence for image processing.

5. MAINTENANCE

5.1 Cleaning the Screen

To clean the screen, gently wipe it with a soft, lint-free cloth. For stubborn marks, lightly dampen the cloth with water or a specialized screen cleaner. Do not use harsh chemicals, abrasive cleaners, or spray liquids directly onto the screen.

5.2 Cleaning the Cabinet

Wipe the TV cabinet with a soft, dry cloth. Avoid using any liquid cleaners or polishes that could damage the finish.

5.3 Ventilation

Ensure adequate ventilation around the TV. Do not block ventilation openings. Maintain a minimum distance from

walls or other objects to allow for proper airflow.

6. TROUBLESHOOTING

If you encounter issues with your TV, refer to the following common problems and solutions:

6.1 No Power

- Ensure the power cable is securely plugged into both the TV and the electrical outlet.
- Check if the power outlet is functioning by plugging in another device.
- Press the power button on the TV itself, not just the remote.

6.2 No Picture or Poor Picture Quality

- Verify that the correct input source is selected (e.g., HDMI 1, AV).
- Check all cable connections between the TV and external devices.
- Adjust picture settings (brightness, contrast, sharpness) in the TV menu.
- If using an antenna, check antenna connection and signal strength.

6.3 No Sound or Poor Sound Quality

- Ensure the volume is not muted and is turned up.
- Check audio cable connections to external sound systems.
- If using external speakers, ensure they are powered on and correctly configured.
- Adjust sound settings in the TV menu.

6.4 Remote Control Not Working

- Replace the batteries with new AA batteries, ensuring correct polarity.
- Ensure there are no obstructions between the remote and the TV's IR sensor.
- Point the remote directly at the TV.

6.5 Network Connection Issues

- Ensure your Wi-Fi router is powered on and functioning correctly.
- Try restarting your router and the TV.
- Re-enter your Wi-Fi password in the TV's network settings.
- If possible, try connecting to a different Wi-Fi network or use a wired Ethernet connection.

7. SPECIFICATIONS

Feature	Specification
Model Number	60Q6700H
Screen Size	60 Inches
Display Technology	QLED
Resolution	3840x2160 (4K Ultra HD)
Refresh Rate	120 Hz (HSR)
Contrast Ratio	1200:1
Maximum Display Brightness	300 Nit
Response Time	9.5 Milliseconds
Operating System	Google TV
Memory Storage Capacity	32 GB
Audio Encoding	Dolby Atmos, DBX-TV
Total Number of HDMI Ports	3
Total USB Ports	2 (USB 2.0)
Connectivity Technology	HDMI, Wi-Fi (Dual-band), Bluetooth 5.1, Chromecast built-in
Power Consumption	160 Watts
Product Dimensions (D x W x H)	29.9D x 134.5W x 85.8H centimetres
Item Weight	12.1 Kilograms

8. WARRANTY AND SUPPORT

8.1 Manufacturer's Warranty

Your SKYWORTH 60Q6700H TV is covered by a **3-Year Manufacturer's Warranty**. This warranty covers defects in materials and workmanship under normal use. Please retain your proof of purchase for warranty claims. The warranty does not cover damage caused by misuse, accidents, unauthorized modifications, or acts of nature.

8.2 Customer Support

For technical assistance, warranty inquiries, or service requests, please contact Skyworth customer support. Refer to the official Skyworth website or your purchase documentation for the most current contact information (phone numbers, email addresses, or online support portals).

When contacting support, please have your TV model number (60Q6700H) and serial number ready, along with a detailed description of the issue.

