

SJOYBRING B0GSVSWCGP

SJoyBring 7" QLED Double Din Car Stereo User Manual

Model: B0GSVSWCGP

[Introduction](#)

[Setup](#)

[Operating](#)

[Maintenance](#)

[Troubleshooting](#)

[Specifications](#)

[Warranty & Support](#)

1. INTRODUCTION

This manual provides detailed instructions for the installation, operation, and maintenance of your SJoyBring 7" QLED Double Din Car Stereo. This unit features Wireless Apple CarPlay and Android Auto, a 240W 4.2CH audio system with dual subwoofer output, a QLED HD display, Bluetooth 5.3, Mirrorlink, and includes both a dash cam and a backup camera for enhanced safety and convenience.

Please read this manual thoroughly before installation and use to ensure proper function and to maximize your experience with the product. Keep this manual for future reference.



Image: A comparison chart highlighting key features of the SJoyBring head unit, including physical knob and touchscreen control, wireless CarPlay/Android Auto, 4.2-channel dual sub output (240W Max), Bluetooth 5.3, 1280x720 QLED screen, high power cooling chassis, and included dash cam & reverse camera, against a generic 'Other Brand Unit'.

2. SETUP AND INSTALLATION

2.1. Package Contents

Before beginning installation, verify that all components are present:

- Head Unit
- 2X Frames (for adjustment)
- Dash Cam & Backup Camera
- ISO Harness, Brackets and Screws
- Remote Control
- User Manual

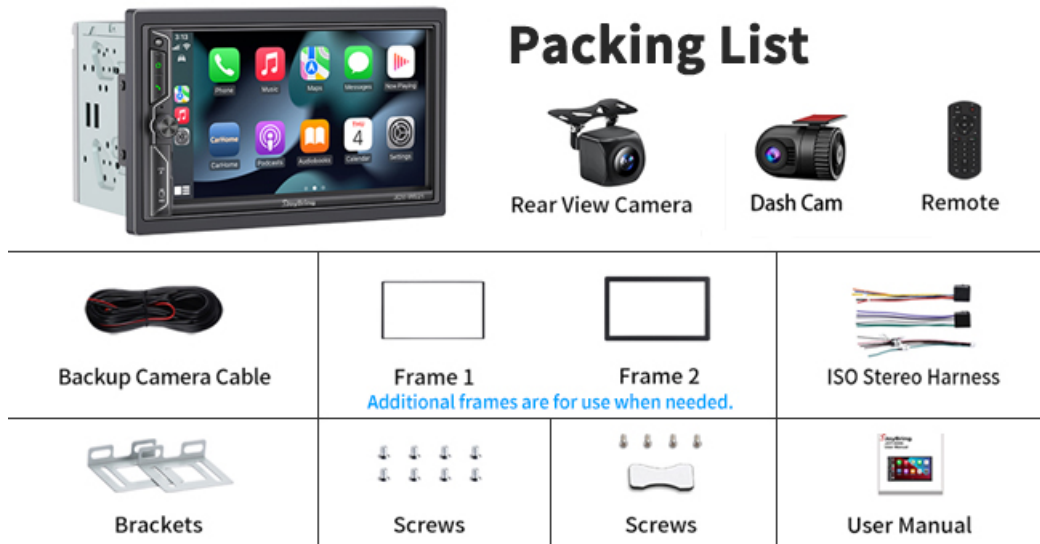
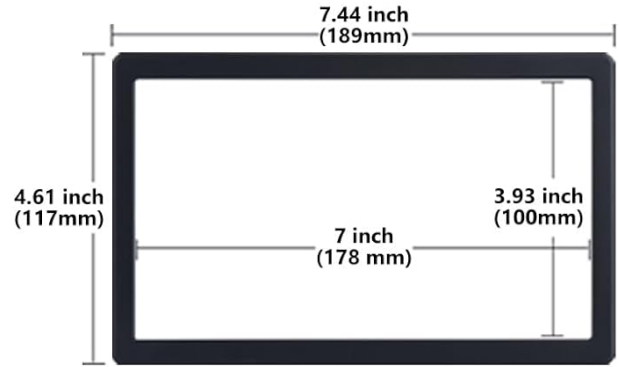

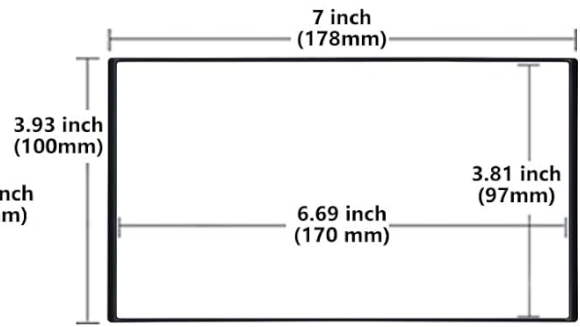


Image: A visual representation of the packing list, showing the head unit, rear view camera, dash cam, remote, backup camera cable, two frames, ISO stereo harness, brackets, screws, and user manual.

2.2. Installation Requirements

The head unit requires a minimum dashboard opening of 6.69" x 3.81". Additional frames (7" x 3.93" and 7.44" x 4.61") are included for fitting various dash sizes. You may need to purchase a suitable dash kit, wire harness adapter, and radio antenna adapter specific to your car model.



Rear View Camera



Dash Cam



Backup Camera Cable



Remote



ISO Stereo Harness



Brackets



Screws



User Manual

Image: Detailed dimensions of the SJoyBring car stereo head unit and the two included frames, showing measurements in both inches and millimeters.

2.3. Wiring and Connections

Connect the ISO harness to your vehicle's wiring. Ensure all connections are secure. If your vehicle requires a model-specific harness adapter, connect it between the ISO harness and your car's wiring.

Installation Example



Image: An installation example illustrating the process of fitting the double din stereo into a dashboard using a dash kit and connecting the ISO harness with a model-specific harness adapter.

2.4. Camera Installation

Dash Cam: Mount the 720P HD Dash Cam on your windshield, ensuring a clear view of the road ahead. Connect it to the designated input on the head unit.

Backup Camera: Install the waterproof, night-vision backup camera at the rear of your vehicle. Connect its video output to the head unit's rear-view input. The camera automatically activates when the vehicle is shifted into reverse.

Your browser does not support the video tag.

Video: This video demonstrates the functionality of the SjoyBring W021 double din car stereo, specifically highlighting the dash cam and backup camera features, showing how they integrate with the head unit for enhanced driving safety.

3. OPERATING INSTRUCTIONS

3.1. Wireless Apple CarPlay & Android Auto

The stereo supports wireless Apple CarPlay and Android Auto. Upon entering your vehicle, your phone will automatically sync. Use voice commands via Siri or Google Assistant for navigation, messaging, and music playback.

SJOYBRING



Others



FEATURES	OUR HEAD UNIT	OTHER BRAND UNIT
CONTROL METHOD	Physical Knob & Full Touchscreen	Only Touchscreen
CONNECTIVITY	Wireless Carplay & Android Auto	Wired Only
AUDIO QUALITY	4.2-Ch Dual Sub Output, 240W Max	Standard 2.1-Ch, 120W
BLUETOOTH	Bluetooth 5.3	Older BT 5.0
DISPLAY	1280 X 720P QLED Screen	720 X 480P
COOLING SYSTEM	High Power Cooling Chassis	No Heatsink
CAMERA	Dash Cam & Reverse Camera Included	No Camera Includes
FIT & INSTALL	Dual Mounting Frames	Single Frame

Image: The SJoyBring car stereo screen showing various applications and interfaces for Wireless Apple CarPlay and Android Auto, along with MirrorLink functionality.

Your browser does not support the video tag.

Video: This video provides an overview of the SJOYBRING Wireless Double Din Car Stereo with QLED Screen, demonstrating its key features and user interface, including navigation, music playback, and call functions.

Your browser does not support the video tag.

Video: This video showcases the Sjoybring Double Din Car Radio, focusing on its Wireless Apple CarPlay and Android Auto capabilities, demonstrating seamless smartphone integration for navigation, music, and communication.

3.2. QLED HD Display

The 7-inch QLED touchscreen features a 1280x720 resolution, providing vivid colors and wide viewing angles (170 degrees) for clear visibility even in direct sunlight.

Support Wireless Carplay & Android Auto



Image: The SJoyBring QLED HD display showcasing vibrant colors and sharp details, emphasizing its 1280x720 resolution compared to a standard LCD display.

3.3. High-Fidelity 4.2CH Sound

The unit supports a 4.2-channel audio output (4 speakers + 2 separate subwoofers) with a built-in DSP and 10-band EQ for studio-quality acoustics and immersive bass.

TRUE 4.2-CHANNEL IMMERSIVE AUDIO

4-Ch RCA Audio Out + Dual Subwoofer Outputs



Built-in EQ Bands



Professional DSP



Subwoofer Output





Image: A diagram illustrating the 4.2-channel immersive audio system, highlighting 4-channel RCA audio out and dual subwoofer outputs, along with built-in EQ bands and professional DSP.

3.4. Bluetooth 5.3

Equipped with an independent Bluetooth 5.3 module and dedicated antenna, the stereo ensures stable wireless streaming and fast pairing. The built-in high-definition microphone provides clear voice quality for hands-free calls and voice assistants.

QLED Visual Excellence

With **1280x720** resolution, support video up to 1080P



✓ REAL QLED HD Screen

- ✓ 1280 x 720 Crystal Clear Resolution
- ✓ Vibrant Colors & Deep Contrast
- ✓ Sharper Details, Lifeke Image

✗ Others Standard LCD Display

- ✗ 720x480 General Screen
- ✗ Pale Colors & Low Contrast
- ✗ Blurry Details, Flat Image

Image: The SJoyBring car stereo screen showing Bluetooth music playback, with an emphasis on Bluetooth 5.3 and the external antenna for stable connection.

3.5. Mirrorlink

Use Mirror Link for Android and iOS to cast apps from your smartphone onto the high-definition screen when the vehicle is stopped.

3.6. Controls

The unit features a tactile rotating volume knob and physical buttons for essential functions, allowing for safer blind operation. It also supports Steering Wheel Control (SWC) for convenient management.



Image: Close-up of the SJoyBring car stereo's physical buttons and rotating volume knob, designed for tactile feedback and safer operation while driving.

CRYSTAL-CLEAR CALLS & VOICE CONTROL



Image: The SJoyBring car stereo screen showing voice control activation with Siri and Google Assistant, highlighting the built-in microphone and external mic jack for crystal-clear calls.

Your browser does not support the video tag.

Video: This video demonstrates various operating features of the SJOYBRING Double Din Car Stereo, including its screen interface, wireless CarPlay functionality, and overall user experience.

4. MAINTENANCE

4.1. General Care

To maintain the performance and appearance of your car stereo, follow these guidelines:

- **Cleaning the Screen:** Use a soft, lint-free cloth to gently wipe the QLED screen. For stubborn smudges, slightly dampen the cloth with water or a screen-safe cleaner. Avoid harsh chemicals or abrasive materials.
- **Cleaning the Unit:** Keep the main unit and surrounding areas free from dust and debris. Use a dry, soft cloth for cleaning.
- **Avoid Liquids:** Do not expose the unit to excessive moisture or liquids.

- **Temperature:** Operate the unit within recommended temperature ranges. Extreme temperatures can affect performance and lifespan.

4.2. Software Updates

Periodically check the SJoyBring official website or contact customer support for any available software or firmware updates. Keeping your unit updated can improve performance, add new features, and resolve potential issues.

5. TROUBLESHOOTING

If you encounter issues with your SJoyBring car stereo, refer to the following common problems and solutions:

Problem	Possible Cause	Solution
Unit does not power on	Incorrect wiring; Blown fuse; Vehicle battery issue	Check power and ground connections. Verify vehicle fuses and the unit's fuse. Ensure vehicle battery is charged.
No sound output	Speaker wiring incorrect; Volume too low; Mute function active; DSP/EQ settings	Check speaker connections. Increase volume. Deactivate mute. Adjust DSP/EQ settings.
Wireless CarPlay/Android Auto not connecting	Bluetooth/Wi-Fi off on phone; Incorrect pairing; Phone software issue	Ensure Bluetooth and Wi-Fi are enabled on your phone. Forget and re-pair the device. Restart phone and head unit.
Backup camera not displaying	Camera wiring issue; Reverse trigger wire not connected	Check camera video input and power connections. Ensure the reverse trigger wire is correctly connected to the vehicle's reverse light circuit.
Touchscreen unresponsive or inaccurate	Software glitch; Screen calibration needed	Restart the head unit. If available, perform screen calibration through the system settings.

If these solutions do not resolve the issue, please contact SJoyBring customer support for further assistance.

6. SPECIFICATIONS

Feature	Detail
Brand	SJOYBRING
Model	BOGSVSWCGP
Display Type	7" QLED HD Touchscreen
Display Resolution	1280x720
Connectivity Technology	Bluetooth 5.3, USB, Wi-Fi
Controller Type	Android Auto, Apple CarPlay, Physical Knobs, Touch, Voice, Remote

Feature	Detail
Special Features	Wireless Apple CarPlay, Wireless Android Auto, Built-In Bluetooth, DSP, Screen Mirroring, Dash Cam, Backup Camera, Steering Wheel Control (SWC) Support
Audio Output Mode	Stereo
Surround Sound Channel Configuration	4.2 (4 speakers + 2 subwoofers)
Output Power	240 Watts (Max)
Compatible Devices	Amplifier, Smartphone, Speaker
Connector Type	RCA, USB Type A
Product Dimensions (D x W x H)	3.66"D x 7"W x 3.93"H
Video Encoding Support	MPEG-4, RMVB, DivX, AVI, 1080P, MP3, WMA, JPEG
Supported Internet Services	Pandora, Skype, YouTube, iTunes (via connected smartphone)

7. WARRANTY & SUPPORT

7.1. Warranty Information

This SJoyBring car stereo unit comes with a **1-Year Warranty** from the date of purchase. This warranty covers manufacturing defects and malfunctions under normal use. It does not cover damage caused by improper installation, accident, misuse, abuse, unauthorized modifications, or natural disasters.

Please retain your proof of purchase for warranty claims.

7.2. Customer Support

For technical assistance, troubleshooting, or warranty inquiries, please contact SJoyBring customer support through the retailer where the product was purchased or refer to the contact information provided on the official SJoyBring website.

When contacting support, please have your product model number (B0GSVSWCGP) and proof of purchase readily available.