

PSIER X34-C

PSIER X34-C Bone Conduction Swimming Headphones User Manual

Model: X34-C

INTRODUCTION

Thank you for choosing the PSIER X34-C Bone Conduction Swimming Headphones. This manual provides essential information for the safe and effective use of your device. Please read it thoroughly before operation and retain it for future reference.



Image: PSIER X34-C Bone Conduction Swimming Headphones, black color.

PRODUCT OVERVIEW

Key Features:

- **Hybrid Bone+Air Conduction Driver System:** Delivers clear highs and deep bass.
- **MP3 Mode & Bluetooth 6.0:** Built-in 32GB memory for up to 8,000 songs and stable Bluetooth connectivity.
- **IPX8 Waterproof Rating:** Submersible up to two meters for one hour, ideal for swimming.
- **Lightweight Stable Fit:** Seamless liquid silicone coating for comfort during various activities.
- **8 Hours Playtime:** Extended battery life for continuous use.
- **Boean App Integration:** Personalize sound profiles and create unique soundscapes.

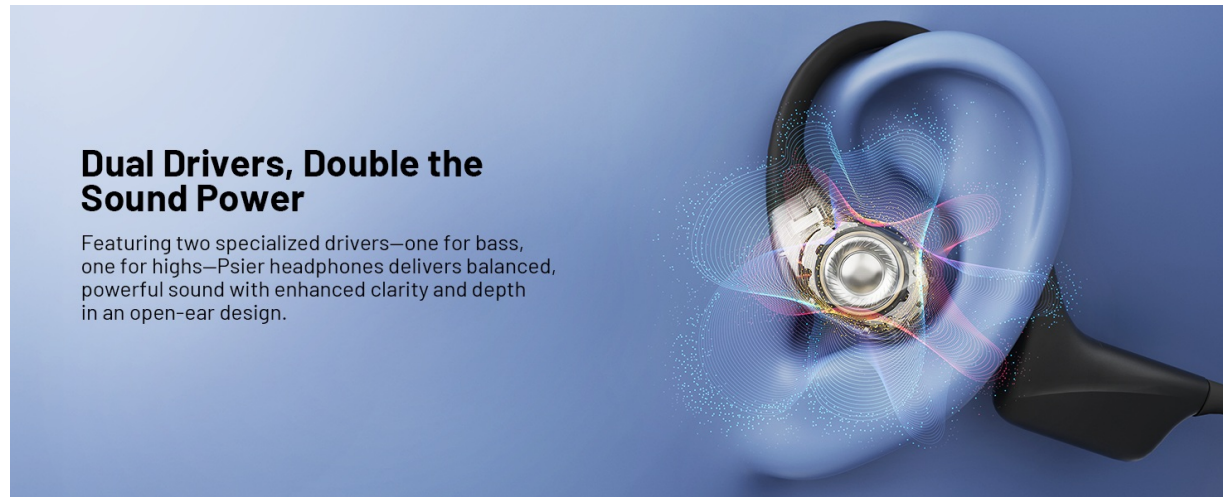


Image: Diagram illustrating the dual bone and air conduction driver system.

What's in the Box:

- PSIER X34-C Bone Conduction Swimming Headphones
- Magnetic Charging Cable
- User Manual

Open Ear Comfort

Keeps you immersed in your workout while staying grounded in your surroundings.



Image: Contents of the PSIER X34-C product box, including headphones, charging cable, and user manual.

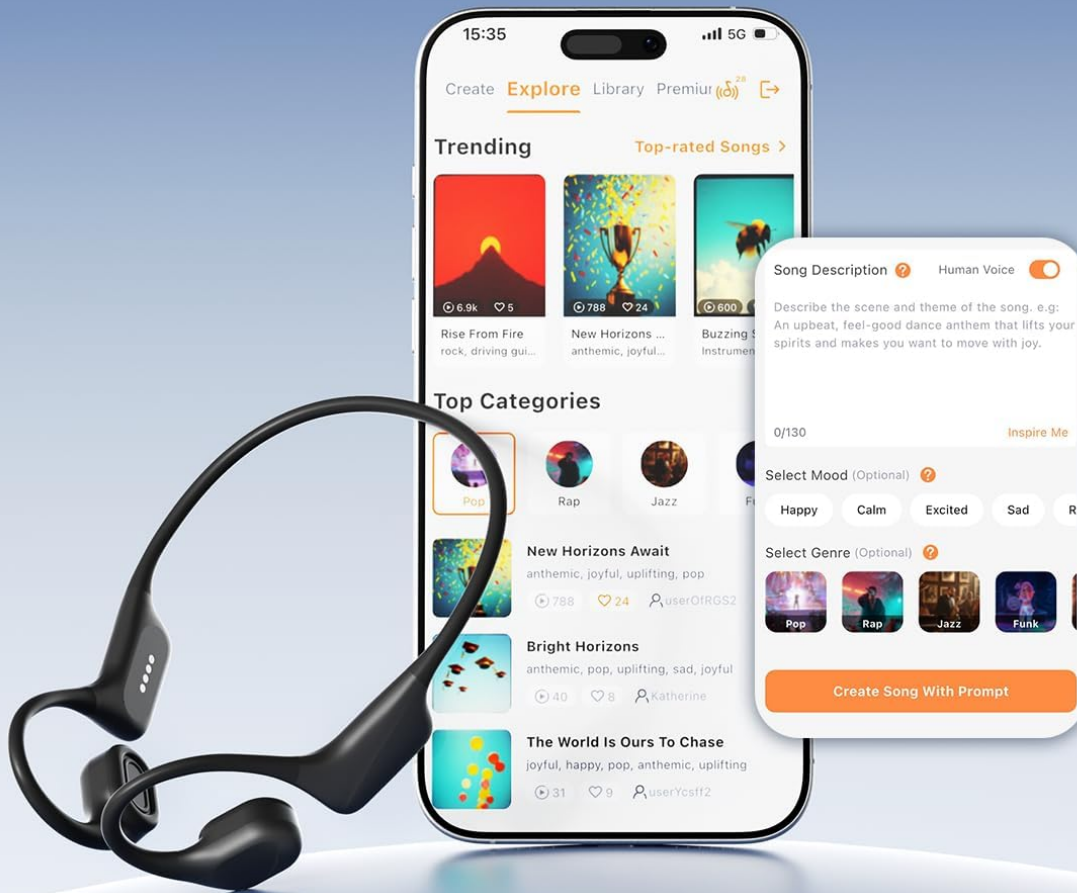
SETUP

1. Initial Charging:

Before first use, fully charge your headphones. Connect the magnetic charging cable to the charging port on the headphones and plug the USB-A end into a compatible power source (e.g., computer USB port, USB wall adapter). A full charge takes approximately 2 hours.

AI Tailored Tunes with Boean APP

Customize your specialized song with ever beats.



2 Convenient Mode



2 Mins to Generate



On the go Creativity



Sharing & Community

Image: PSIER X34-C headphones being charged via the magnetic charging cable.

2. Power On/Off:

- To power on: Press and hold the Power button until the indicator light flashes.
- To power off: Press and hold the Power button until the indicator light turns off.

OPERATING INSTRUCTIONS

Bluetooth Mode:

1. **Pairing:** When powered on for the first time, the headphones will automatically enter pairing mode. The indicator light will flash blue and red.
2. On your device (smartphone, tablet, etc.), enable Bluetooth and search for "PSIER X34-C".

3. Select the headphones to connect. Once connected, the indicator light will flash blue slowly.
4. **Multi-Device Connection:** The headphones support connecting to two or more devices simultaneously, allowing for seamless switching.



Image: Illustration of PSIER X34-C headphones maintaining a stable Bluetooth connection with multiple devices.

MP3 Mode (Built-in 32GB Memory):

The headphones feature a built-in 32GB memory for phone-free listening, especially useful for swimming.

1. **Switching to MP3 Mode:** Double-press the Power button to switch between Bluetooth mode and MP3 mode. The headphones will indicate the current mode.
2. **Transferring Music:**
 - Connect the headphones to your computer using the magnetic charging cable.
 - Insert the USB-A connector into your computer. A dedicated storage folder will appear (reconnect if not detected).
 - Drag and drop your music files (MP3 format recommended) into the folder.
 - Always safely eject the headphones from your computer before disconnecting the cable.
3. **Note for Swimming:** For optimal performance and connectivity underwater, ensure the headphones are in MP3 Mode. Bluetooth signals do not transmit effectively through water.



Image: Visual guide on how to download MP3 music files to the headphones' internal storage.

Controls:

The headphones feature touch controls for various functions:

- **Power On/Off:** Press and hold the Power button.
- **Play/Pause:** Single tap the Multi-function button.
- **Next Track:** Double tap the Multi-function button.
- **Previous Track:** Triple tap the Multi-function button.
- **Volume Up/Down:** Use dedicated volume buttons (if present) or touch controls as indicated in the quick start guide.
- **Answer/End Call:** Single tap the Multi-function button during a call.
- **Reject Call:** Press and hold the Multi-function button during an incoming call.

Boean App Integration:

Enhance your listening experience by personalizing sound profiles with the exclusive AI-driven Boean app. Download the Boean app from your device's app store.

1. Install and open the Boean app on your smartphone.
2. Ensure your PSIER X34-C headphones are connected via Bluetooth.
3. Follow the in-app instructions to create unique soundscapes and tailor audio profiles to your preferences.




Image: Screenshot of the Boean app interface, showing options for sound customization and music creation.

MAINTENANCE

- **Cleaning:** Wipe the headphones with a soft, damp cloth. Do not use abrasive cleaners or solvents.
- **Drying:** After swimming or heavy sweating, ensure the headphones are completely dry before charging to prevent damage to the charging port.
- **Storage:** Store the headphones in a cool, dry place away from direct sunlight and extreme temperatures.
- **Charging Port:** Keep the magnetic charging contacts clean and free of debris.



Image: A person swimming while wearing PSIER X34-C waterproof headphones.

TROUBLESHOOTING

Problem	Solution
Headphones do not power on.	Ensure the headphones are fully charged. Connect to the charger and wait for the charging indicator.
Cannot pair via Bluetooth.	<ul style="list-style-type: none"> • Ensure Bluetooth is enabled on your device. • Make sure the headphones are in pairing mode (flashing blue/red). • Move the headphones closer to your device. • Forget the device in your phone's Bluetooth settings and try pairing again.
No sound in MP3 mode.	<ul style="list-style-type: none"> • Ensure the headphones are switched to MP3 mode (double-press Power button). • Verify that music files are correctly loaded onto the 32GB internal memory. • Check volume levels.
Sound quality is poor underwater.	Ensure the headphones are in MP3 mode when used underwater. Bluetooth connectivity is not effective in water.
Headphones not recognized by computer.	<ul style="list-style-type: none"> • Try a different USB port or cable. • Ensure the magnetic connection is secure. • Restart your computer and reconnect the headphones.

SPECIFICATIONS

Feature	Detail
Brand	PSIER

Feature	Detail
Model Number	X34-C
Ear Placement	On Ear (Open Ear Design)
Water Resistance Level	IPX8 (Waterproof)
Connectivity Technology	Bluetooth 6.0
Internal Storage	32GB (for MP3 mode)
Battery Average Life	8 Hours
Battery Charge Time	1.5 - 2 Hours
Audio Driver Type	Bone Conduction Driver, Air Conduction Driver
Frequency Range	20Hz - 20,000Hz
Control Type	Touch Control
Material	Plastic, Liquid Silicone Coating

WARRANTY AND SUPPORT

The PSIER X34-C Bone Conduction Swimming Headphones come with a **1 Year Manufacturer Warranty**. For technical support, warranty claims, or further assistance, please contact PSIER customer service. Refer to the contact information provided in the packaging or on the official PSIER website.
Manufacturer: PSIER