

## OTTOCAST Mini Nova

# OTTOCAST Mini Nova 2-in-1 Wireless CarPlay and Android Auto Adapter

Model: Mini Nova | Brand: OTTOCAST

## 1. INTRODUCTION

The OTTOCAST Mini Nova is a compact 2-in-1 adapter designed to convert your car's wired CarPlay or Android Auto system into a wireless experience. This device allows for automatic, stable, and low-latency connection for both iOS and Android smartphones, enhancing your in-car infotainment without the need for cables.




Image: The OTTOCAST Mini Nova adapter, highlighting its 2-in-1 wireless CarPlay and Android Auto functionality.

## 2. PACKAGE CONTENTS

Please verify that all items are present in your package:

- 1x OTTOCAST Mini Nova (USB Type-A)
- 1x USB Type-A to Type-C Converter (for Type-C ports)
- 1x User Manual
- 1x Quick Start Guide



Image: Visual representation of the OTTOCAST Mini Nova package contents, including the adapter, converter, and documentation.

## 3. PRODUCT OVERVIEW

The Mini Nova adapter features an ultra-compact design, making it discreet and easy to integrate into your car's interior. It is engineered for high-speed performance and stable connectivity.

### Key Features:

- **Dual Phone Support:** Seamlessly switch between wireless CarPlay (iOS 10+) and wireless Android Auto

(Android 11+) for shared vehicles.

- **Ultra-Compact Design:** Measuring only 33mm x 9mm x 21mm and weighing 5.9g, the adapter is designed to be discreet and minimize clutter.
- **Automatic Connection:** Connects automatically to the last used phone upon vehicle startup. Supports automatic switching between two paired phones.
- **High-Speed Performance:** Powered by a dual-core A7S processor, WiFi 5 (2.4-5.8 GHz), and Bluetooth 5.0 for stable, lag-free navigation, music, and calls.
- **Retains Original Car Controls & AI Integration:** Supports original steering wheel buttons, touchscreen, and rotary knob. Integrates with Siri, Google Assistant, and AI assistants (ChatGPT, Claude, Gemini with iOS 26.3+).



Image: A hand holding a smartphone, with the OTTOCAST Mini Nova adapter next to a 1 Euro coin, illustrating its small size (33mm x 9mm x 21mm) and weight (5.9g).



Image: An exploded view of the OTTOCAST Mini Nova adapter, highlighting its aerospace aluminum alloy, anodized finish, and precision CNC machining, along with 5GHz WiFi and Bluetooth 5.0 icons.

## 4. SETUP INSTRUCTIONS

Follow these steps for a quick and easy setup:

1. **Plug In:** Insert the OTTOCAST Mini Nova adapter into your car's USB port. Use the included Type-A to Type-C converter if your car has a USB-C port.
2. **Enable Bluetooth & WiFi:** On your smartphone, ensure both Bluetooth and WiFi are enabled.
3. **Connect:** On your phone, search for Bluetooth devices and connect to the device named "CAR2-XXXX" (the specific name may vary). Confirm the pairing request.
4. **Enjoy:** Once connected, your car's infotainment system will automatically launch wireless CarPlay or Android Auto.



Image: A four-step infographic demonstrating the quick setup process: plugging in, enabling Bluetooth/WiFi, connecting, and enjoying wireless CarPlay/Android Auto.

## 5. OPERATION

### Automatic Connection and Switching

The Mini Nova adapter remembers your paired devices. It will automatically connect to the last used phone when you start your car. For multiple users, if the primary phone's Bluetooth/WiFi is off, the adapter will automatically switch to the next available paired device.



Image: An illustration showing the adapter intelligently switching between two phones (Phone A and Phone B) for multiple drivers.

### AI Assistant Integration (iOS 26.3+ Required)

For enhanced functionality, the Mini Nova supports AI assistants like ChatGPT, Gemini, and Claude directly through your CarPlay interface (requires iOS 26.3 or higher).

#### How to Use AI Assistant in CarPlay:

1. **Download AI Assistant:** Install your preferred AI assistant app (e.g., ChatGPT, Gemini, Claude) on your iPhone.
2. **Add Widget to CarPlay:** Go to your iPhone's CarPlay settings and add the AI app's widget to your CarPlay interface.
3. **Launch AI:** Tap the AI assistant icon on your CarPlay screen or your iPhone to begin interacting.

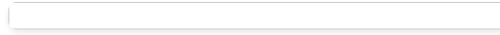


Image: A three-step guide on using AI assistants in CarPlay: downloading the app, adding the widget, and launching the AI.

AI assistants offer advanced conversational capabilities, creative ideas, and complex reasoning, going beyond basic Siri commands.



Image: A man driving, with speech bubbles showing example prompts for an AI assistant, such as summarizing news, suggesting activities, or creating lists.

## 6. COMPATIBILITY

### Vehicle Compatibility:

The OTTOCAST Mini Nova is compatible with most cars featuring factory-wired CarPlay or Android Auto. This includes models from Volkswagen, Mercedes-Benz, Audi, Opel, and Fiat. It is **not compatible** with BMW, Tesla, or aftermarket car stereos.



Image: A grid of car brand logos indicating compatibility, with BMW and Tesla marked as incompatible. A QR code and link are provided to check specific vehicle compatibility: [check.adaptermanual.com/AMZ/](https://check.adaptermanual.com/AMZ/).

### Smartphone Compatibility:

- **Wireless CarPlay:** Requires iOS 10 or later.
- **Wireless Android Auto:** Requires Android 11 or later.




Image: Various iPhone models are shown for wireless CarPlay (iOS 10.0+) and Android smartphones for wireless Android Auto (Android 11.0+).

## 7. TROUBLESHOOTING

If you encounter issues, please refer to the following common solutions:

- **No Connection:** Ensure your car's wired CarPlay/Android Auto functions correctly without the adapter. Verify Bluetooth and WiFi are enabled on your phone. Try restarting both your phone and the car's infotainment system.
- **Intermittent Disconnections:** Check for strong WiFi and Bluetooth signals. Ensure no other devices are interfering with the connection. Update your phone's operating system to the latest version.
- **Lag or Delay:** Ensure your phone's software is up to date. Close unnecessary background applications on your phone.
- **AI Assistant Not Working:** Confirm your iPhone is running iOS 26.3 or higher. Ensure the AI app is installed and its widget is added to CarPlay settings.
- **Adapter Not Recognized:** Try plugging the adapter into a different USB port in your car, if available. Ensure the USB port provides sufficient power.

For further assistance, please contact OTTOCAST customer support.

## 8. SPECIFICATIONS

Feature	Detail
Brand	OTTOCAST
Model Name	Mini Nova
Connectivity Technology	Bluetooth, Wi-Fi (5GHz WiFi, Bluetooth 5.0)
Power Source	Wired Electric (USB Type-A input)
Product Dimensions	33L x 9W x 21H mm
Weight	5.9 Grams
Color	Silver
Installation Type	Wireless
Compatible Devices	Vehicles with factory-wired CarPlay/Android Auto (iOS 10+ phones, Android 11+ phones)
Supported Applications	CarPlay, Android Auto, Apple Music, Spotify, Google Play Music, AI Assistants (ChatGPT, Gemini, Claude)
Manufacturer	OTTOCAST
Country of Origin	China

## 9. WARRANTY AND SUPPORT

The OTTOCAST Mini Nova comes with a **24-month manufacturer's warranty**. For any product-related inquiries, technical assistance, or warranty claims, please contact OTTOCAST customer support.

### Contact Information:

- **Email:** [service@ottocast.com](mailto:service@ottocast.com)
- **Phone:** +39 0299948898

OTTOCAST provides 24/7 support to ensure a smooth and hassle-free experience.



Image: An infographic detailing OTTOCAST's pre-sales and after-sales services, including customer support and contact details.