

[Manuals.plus](#) /

› [Glocusent](#) /

› Glocusent Clip-On Reading Light, Model A108 - User Manual

## Glocusent A108

# Glocusent Clip-On Reading Light

Model: A108 - User Manual

## INTRODUCTION

Thank you for choosing the Glocusent Clip-On Reading Light, Model A108. This manual provides essential information for the safe and efficient operation of your new reading light. Please read these instructions carefully before use and retain them for future reference.




Image 1: Glocusent Clip-On Reading Light, Model A108, in use on a desk.

## PRODUCT FEATURES

- **Wide Beam Design:** The horizontal lamp head (approximately 28.7 cm / 11.3 inches) provides uniform illumination over a wider area, covering two full pages of a book. Equipped with 57 high-quality LEDs, it offers soft, flicker-free light with reduced shadows, making it ideal for extended reading sessions.

# Wide Beam Design Covers More



## **GLOCUSENT**

- ✓ Wider Coverage
- ✓ 57 High-Quality LEDs



## **OTHERS**

- ✗ Narrow Light Coverage
- ✗ Only 20 LEDs

Image 2: Illustration of the wide beam design providing broader illumination compared to traditional round lights.

- **5 Brightness Levels & 3 Color Modes:** Adjust brightness from 10 to 340 lumens across 5 levels. Choose from 3 color temperatures: 1800K Amber for relaxing bedtime reading, 3400K Natural Light for daily reading and studying, and 6000K Cool Light for detailed tasks like crafting or drawing. Both brightness and color temperature can be smoothly adjusted to suit any environment.

# 5 Brightness & 3 Color Modes

Light That Fits Your Moment



## Wider Dimming Range




Image 3: Visual representation of the adjustable brightness and color temperature settings.

- **Strong Clip with Wide Opening:** The clip features a maximum opening width of approximately 7 cm (2.75 inches) and a 60° flexible grip for secure attachment. Soft pads protect furniture surfaces from scratches. Easily attach the light to desks, bed frames, or shelves, saving space and offering versatile placement.

# Clip It Anywhere, Stay Secure



2.75 inch max



- 2.75 inch max
- Opening and Closing
- Soft Pads

Image 4: Detail of the secure clip with its maximum opening and protective pads.

- **360° Flexible Gooseneck:** The silicone gooseneck arm, approximately 45 cm (17.7 inches) long, allows for free angle adjustment. It maintains its position without sagging, directing light precisely where needed without having to move the base.

# 360° Flexible Gooseneck

Multi-Angle Adjustment




Image 5: The flexible gooseneck allows for precise light positioning.

- **30-Minute Timer & USB Power:** Features a 30-minute auto-off timer. The light is powered via USB with a standard 2-meter (78.7 inches) power cord, allowing connection to AC chargers, computers, or power banks. A small green indicator lamp shows the operating status.

# Auto-Off for Peace



 30-Min Auto-Off

 USB Powered

 6.6Ft Cable

Image 6: The reading light in a bedroom, illustrating the timer and USB power features.

## PACKAGE CONTENTS

Ensure all items are present before discarding packaging materials:

- Glocusent Horizontal Clip-On Reading Light (Model A108)
- 2-Pin AC Adapter
- User Manual (this document)
- Bookmark

## SETUP INSTRUCTIONS

1. **Unpack the Light:** Carefully remove the reading light and all accessories from the packaging.
2. **Choose a Mounting Location:** Select a stable surface such as a desk, bed frame, or shelf. Ensure the surface thickness is within the clip's maximum opening of 7 cm (2.75 inches).
3. **Attach the Light:** Open the clip and firmly attach it to your chosen surface. The soft pads on the clip will protect your furniture.
4. **Connect Power:** Insert the USB cable into the light's power port. Connect the other end of the USB cable to a compatible USB power source (e.g., AC adapter, computer USB port, power bank). The green indicator light on the controller will illuminate.



Image 7: Connecting the USB power cable.

5. **Adjust Gooseneck:** Bend the flexible gooseneck to position the light head as desired. The gooseneck will hold its shape to direct light precisely.

## OPERATING INSTRUCTIONS

The Glocusent Clip-On Reading Light is controlled via an inline remote on the power cord.



Image 8: The inline controller for the reading light.

1. **Power On/Off:** Press the **Power Button** (central button) to turn the light on or off.

2. **Adjust Brightness:** Use the **+** and **-** buttons to cycle through the 5 brightness levels (10LM to 340LM).
3. **Change Color Temperature:** Press the **M Button** (Mode button, usually next to the power button) to switch between the 3 color modes: 1800K Amber, 3400K Natural White, and 6000K Cool White.
4. **Set Timer:** Press the **Timer Button** (clock icon) to activate the 30-minute auto-off timer. The light will automatically turn off after 30 minutes.

## MAINTENANCE

- **Cleaning:** Disconnect the power before cleaning. Use a soft, dry cloth to wipe the light. Do not use abrasive cleaners or solvents.
- **Storage:** When not in use for extended periods, store the light in a cool, dry place away from direct sunlight and moisture.
- **Cable Care:** Avoid bending or twisting the power cable excessively. Do not place heavy objects on the cable.

## TROUBLESHOOTING

Problem	Possible Cause	Solution
Light does not turn on.	No power connection or faulty power source.	Ensure the USB cable is securely connected to both the light and a working power source. Try a different USB port or adapter.
Light flickers.	Unstable power supply.	Use a stable power source. Avoid connecting to USB hubs with multiple devices.
Cannot adjust brightness/color.	Controller malfunction.	Ensure the light is powered on. If the issue persists, contact customer support.
Clip is not secure.	Surface too thick or unstable.	Ensure the surface thickness is within 7 cm (2.75 inches). Choose a stable, flat surface for attachment.

## SPECIFICATIONS

Feature	Detail
Product Dimensions (D x W x H)	51.5 x 11 x 28.7 cm (20.3 x 4.3 x 11.3 inches)
Product Weight	330 grams (0.73 lbs)
Lamp Type	Clip Light
Style	Minimalist
Brand	Glocusent
Light Source Type	LED
Number of Light Sources	57
Mounting Type	Desktop / Clip-on

Feature	Detail
Wattage	7 W
Illumination Method	LED
Cordless	No
Color	Black
Model Number	A108
UPC	850076165116
ASIN	B0GQM58XNH
Country of Origin	China

## WARRANTY AND SUPPORT

Glocusent is committed to providing high-quality products and excellent customer service.

- **30-Day Money-Back Guarantee:** If you are not satisfied with your purchase, you may return it within 30 days for a full refund.
- **24-Month Product Warranty:** This product is covered by a 24-month warranty from the date of purchase, covering manufacturing defects.
- **Customer Support:** For any questions, concerns, or technical assistance, please contact Glocusent customer support. We aim to provide 24/7 support and respond to inquiries within 2 hours.