

[Manuals.plus](#) /

› [Tribesigns](#) /

› Tribesigns 47" Round Dining Table Instruction Manual (Model B0GQLZ4V5W)

Tribesigns B0GQLZ4V5W

Tribesigns 47" Round Dining Table Instruction Manual

Model: B0GQLZ4V5W

1. INTRODUCTION

Thank you for choosing the Tribesigns 47" Round Dining Table. This manual provides essential information for the safe assembly, proper use, and maintenance of your new dining table. Please read these instructions carefully before beginning assembly and retain them for future reference.



Image: The Tribesigns 47-inch Round Dining Table, showcasing its black finish and pedestal base in a contemporary dining room.

2. SAFETY INFORMATION

- Always assemble the table on a soft, clean surface to prevent scratches.
- Ensure all screws and fasteners are securely tightened before use. Periodically check and re-tighten as necessary.
- Do not stand or sit on the table.
- Keep small parts away from children during assembly to avoid choking hazards.
- The maximum weight recommendation for this table is 200 pounds. Do not exceed this limit.

3. PACKAGE CONTENTS

Please verify that all components are present before beginning assembly. If any parts are missing or damaged, contact customer service.

- Tabletop
- Pedestal Base Components
- Hardware Pack (screws, washers, Allen wrench)
- Assembly Guide (this document)

4. SETUP AND ASSEMBLY INSTRUCTIONS

Assembly is required for this dining table. Follow the steps below carefully. It is recommended to have two people for assembly.

1. **Unpack Components:** Carefully remove all parts from the packaging and lay them out on a soft, clean surface to prevent damage.
2. **Assemble the Pedestal Base:** Connect the various sections of the metal pedestal base using the provided screws and Allen wrench. Ensure all connections are firm.
3. **Attach Adjustable Foot Pads:** Screw the adjustable foot pads into the bottom of the pedestal base. These help stabilize the table on uneven surfaces.
4. **Secure Tabletop to Base:** Carefully align the tabletop with the assembled pedestal base. Attach the tabletop to the base using the designated screws. Ensure the tabletop is centered and securely fastened.
5. **Final Check:** Verify that all screws are tightened and the table is stable before use.



Image: Close-up showing the 0.71-inch thick tabletop, the robust metal construction of the base, and the adjustable foot pads for stability.

Vintage Romantic Table Leg

Make this dining table stand out & eye-catching



Image: A detailed view of the table's pedestal base, highlighting its unique fluted texture and sturdy construction.

5. OPERATING INSTRUCTIONS (USAGE)

This round dining table is designed for versatile use in various settings.

- **Seating Capacity:** The 47.24-inch diameter tabletop comfortably seats up to 6 people, making it suitable for family meals and social gatherings.
- **Versatile Placement:** Ideal for dining rooms, kitchens, breakfast nooks, or even as a casual tea table. Its circular design promotes easy conversation.
- **Indoor Use:** This table is designed for indoor use only.



Image: The Tribesigns 47-inch round dining table set up to accommodate six chairs, demonstrating its capacity for gatherings.

6. MAINTENANCE AND CARE

Proper care will extend the life and appearance of your dining table.

- **Cleaning:** Wipe the table surface with a damp cloth for general cleaning. Follow with a dry cloth to remove any moisture.
- **Spills:** Wipe up spills immediately to prevent staining. The tabletop is designed to be stain-resistant.
- **Avoid Harsh Chemicals:** Do not use abrasive cleaners or harsh chemicals, as these can damage the finish.
- **Heat Protection:** Always use placemats or coasters under hot dishes to protect the tabletop from heat damage.
- **Sunlight Exposure:** Avoid prolonged direct sunlight exposure to prevent fading or discoloration.

7. TROUBLESHOOTING

If you encounter any issues with your dining table, refer to the following common solutions:

- **Wobbling Table:** Check that all assembly screws are securely tightened. Adjust the foot pads on the base to level the table on uneven floors.
- **Scratches on Surface:** Minor scratches can sometimes be minimized with furniture polish or touch-up pens matching the table's finish. For deeper scratches, professional repair may be necessary.
- **Loose Connections:** Periodically inspect and re-tighten all hardware to maintain stability.

For issues not covered here, please contact Tribesigns customer service.

8. SPECIFICATIONS

Brand	Tribesigns
Model Number	B0GQLZ4V5W
Product Dimensions	47.24"D x 47.24"W x 29.53"H
Item Weight	55 Pounds

Maximum Weight Recommendation	200 Pounds
Frame Material	Metal
Top Material Type	Engineered Wood
Color	Black
Shape	Round
Seating Capacity	6
Base Type	Pedestal
Tabletop Thickness	0.71 Inches
Special Features	Heavy Duty, Space Saving
Product Care Instructions	Wipe with Damp Cloth, Wipe with Dry Cloth
Required Assembly	Yes

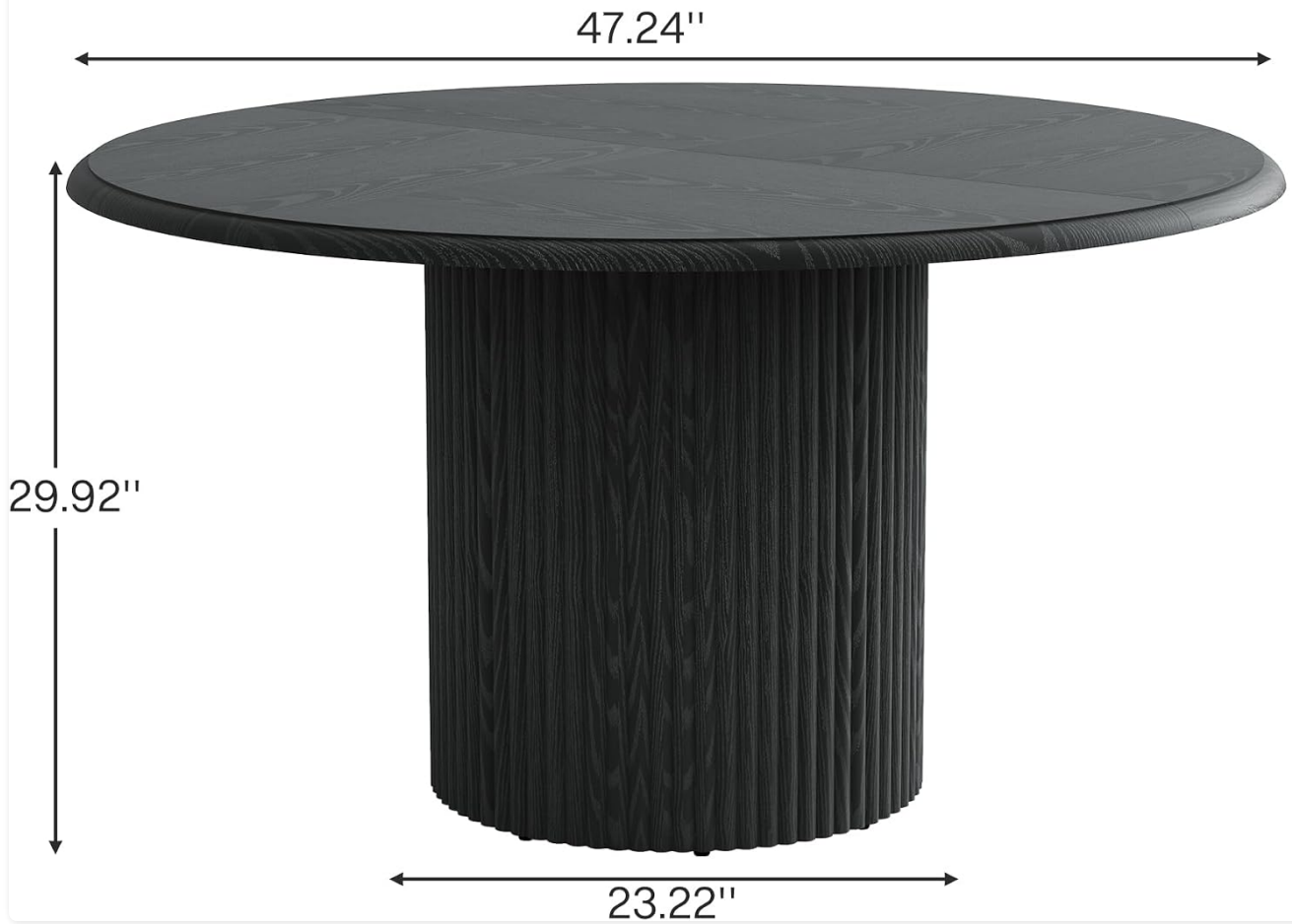
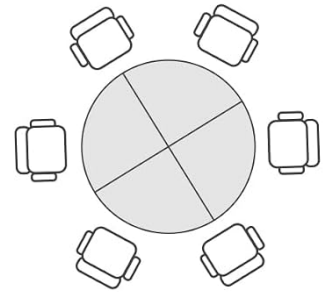
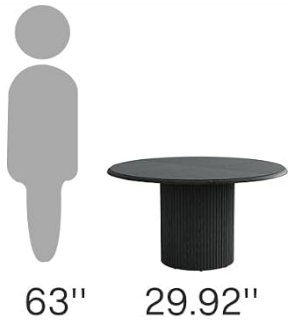


Image: A diagram illustrating the key dimensions of the dining table, including its 47.24-inch diameter and 29.92-inch height.

9. WARRANTY AND SUPPORT

Tribesigns provides quality assurance for this product. If you have any questions, concerns, or require assistance with assembly or parts, please do not hesitate to contact our customer service team. We are committed to providing friendly and helpful support.

Please refer to your purchase documentation for specific warranty details and contact information.