

[Manuals.plus](#) /

> [Adfaga](#) /

> Adfaga 5-Tier Wall-Mounted Zigzag Corner Shelf, 50-inch Height, Black and White

## Adfaga Adfagoz3ng825uv

# Adfaga 5-Tier Wall-Mounted Zigzag Corner Shelf Instruction Manual

**Brand:** Adfaga | **Model:** Adfagoz3ng825uv

## INTRODUCTION

This manual provides instructions for the assembly, operation, and maintenance of your Adfaga 5-Tier Wall-Mounted Zigzag Corner Shelf. Please read these instructions carefully before installation and use to ensure proper setup and safe operation. This corner shelf is designed to maximize vertical storage space in various rooms, offering a modern aesthetic with its black and white zigzag design.

## SETUP AND ASSEMBLY

The Adfaga 5-Tier Wall-Mounted Zigzag Corner Shelf is designed for straightforward assembly. All necessary hardware is included. Basic tools such as a screwdriver and a level are recommended for installation.

### Components Included:

- Corner Shelf Unit (1)
- Mounting Hardware (screws, anchors)

### Assembly Steps:

1. **Unpack Components:** Carefully remove all parts from the packaging and verify that all components and hardware are present.
2. **Identify Mounting Location:** Choose a corner on a sturdy wall for installation. Ensure the wall material is suitable for drilling and supporting the shelf's weight plus contents.
3. **Mark Drill Points:** Hold the shelf against the wall in the desired position. Use a pencil to mark the locations for the pre-drilled holes on the wall. Use a level to ensure the shelf will be straight.

4. **Drill Pilot Holes:** Using an appropriate drill bit for your wall type and the provided anchors, drill pilot holes at the marked locations. Insert wall anchors if necessary.
5. **Mount the Shelf:** Align the shelf with the drilled holes and secure it to the wall using the provided screws. Tighten screws until the shelf is firmly attached, but do not overtighten.




Image: Overview of the 5-tier corner shelf and detailed views of the mounting points on each shelf section. This illustrates the structure and where the shelf attaches to the wall.




Image: A close-up view of a single shelf section, highlighting the pre-drilled holes for mounting screws. This detail assists in understanding the attachment mechanism.

## OPERATING INSTRUCTIONS

---

This corner shelf is designed for displaying and organizing various items. Each individual shelf has a maximum load capacity of 15 pounds (approximately 6.8 kg). Exceeding this weight limit may compromise the shelf's stability and cause damage.

### Recommended Usage:

- Display decorative items such as photo frames, small plants, and figurines.
- Store lightweight books, magazines, or media.
- Organize bathroom essentials like toiletries and towels.
- Utilize in home offices for small supplies or decorative accents.

Distribute weight evenly across each shelf to maintain balance and prevent stress on the mounting points.



Image: The 5-tier corner shelf installed in a home office, displaying a potted plant, books, and a photo frame. This demonstrates typical usage and placement.



Image: The 5-tier corner shelf installed in a bedroom, holding various bottles and a cat figurine. This illustrates its versatility in different room environments.

## MAINTENANCE

---

To ensure the longevity and appearance of your Adfaga corner shelf, follow these simple maintenance guidelines:

- **Cleaning:** Wipe the smooth surface with a damp cloth. Avoid abrasive cleaners or harsh chemicals, as these can damage the particle board finish.
- **Dusting:** Regularly dust the shelves with a soft, dry cloth to prevent buildup.
- **Inspection:** Periodically check the mounting screws to ensure they remain tight. Re-tighten if necessary to maintain stability.
- **Avoid Excessive Moisture:** While the particle board is durable, prolonged exposure to excessive moisture should be avoided. Promptly wipe up any spills.

## TROUBLESHOOTING

---

This section addresses common concerns you might encounter with your corner shelf.

### Shelf feels unstable after installation:

- Ensure all mounting screws are securely tightened.
- Verify that the wall anchors (if used) are properly installed and suitable for your wall type.
- Check that the shelf is mounted on a solid, load-bearing part of the wall.

### Items slide off the shelf:

- Ensure the shelf is level. Adjust mounting if necessary.
- Avoid placing items that are too large or have an unstable base on the shelf.

If you encounter issues not covered here, please refer to the support section for assistance.

## SPECIFICATIONS

Feature	Detail
Brand	Adfaga
Model Number	Adfagoz3ng825uv
Shelf Type	Corner Shelf
Material	Particle Board
Color	Black + White
Shape	S-shaped / Zigzag
Product Dimensions (D x W x H)	50 cm (D) x 27 cm (W) x 127 cm (H) / 19.7 in (D) x 10.6 in (W) x 50.0 in (H)
Top Shelf Size	Approx. 18.4 x 18.4 cm / 7.2 x 7.2 inches
Shelf Thickness	Approx. 1.5 cm / 0.6 inches
Item Weight	Approx. 4.94 kg / 10.9 lbs
Number of Tiers	5
Assembly Required	No (Pre-assembled sections, requires mounting)
Included Components	Mounting hardware
Country of Origin	China






Image: A side profile view of the 5-tier corner shelf, illustrating its S-shaped, zigzag structure and overall height. This helps visualize the product's dimensions and design.

## WARRANTY INFORMATION

---

Specific warranty information for the Adfaga 5-Tier Wall-Mounted Zigzag Corner Shelf is not provided in the product details. Please refer to your purchase documentation or contact the retailer for details regarding warranty coverage.

## CUSTOMER SUPPORT

---

For further assistance or inquiries regarding your Adfaga 5-Tier Wall-Mounted Zigzag Corner Shelf, please contact the seller or retailer from whom you purchased the product. Support contact information was not provided in the product details.