

[Manuals.plus](#) /

› [Samsung](#) /

› Samsung 55-Inch Class M70H Series Mini LED Smart TV User Manual

Samsung 55M70H

Samsung 55-Inch Class M70H Series Mini LED Smart TV User Manual

Model: 55M70H (UN55M70HAFXZA)

1. INTRODUCTION

Thank you for purchasing the Samsung 55-Inch Class M70H Series Mini LED Smart TV. This manual provides essential information for setting up, operating, and maintaining your new television. Please read these instructions carefully to ensure optimal performance and safe use of your device. The Samsung M70H Series offers a stunning visual experience with Mini LED technology, 4K resolution, and smart features powered by Samsung Vision AI Companion.

2. WHAT'S IN THE BOX

Carefully unpack your TV and ensure all items are present. If any items are missing or damaged, contact your retailer.



Image: Samsung 55-Inch M70H Series TV with remote, stand, and power cable.

- Samsung 55-Inch Class M70H Series Mini LED Smart TV
- Remote Control
- Power Cable
- TV Stand (2 pieces)
- User Manual (this document)
- Warranty Card
- Batteries for Remote Control (2 AAA)


3. SETUP

Follow these steps to set up your new television.

3.1 Attaching the Stand or Wall Mounting

If using the included stand, carefully attach the stand feet to the bottom of the TV using the provided screws. Ensure the TV is placed on a stable, level surface. For wall mounting, use a VESA-compatible wall mount (200 x 200 mm) and follow the wall mount manufacturer's instructions. Always ensure proper ventilation around the TV.

SAMSUNG



 **1 HDMI 1 (eARC)**

4K@60Hz

Enhanced audio return for high-quality sound and advanced formats



2 USB-A

Standard rectangular port for power or media playback



3 Cable/ANT

Connector for over-the-air antenna or cable TV signals

 **4 HDMI 2**

4K@60Hz

Transmits high-definition video and audio from external devices



5 HDMI 3

4K@60Hz

Transmits high-definition video and audio from external devices



6 Ethernet

Wired internet connection for streaming, updates, and smart features

Image: Samsung M70H TV properly set up in a living room environment.

3.2 Connecting Power

Connect the power cable to the TV's power input and then to a wall outlet. Do not plug in the TV until all other connections are made.

3.3 Initial Setup

Once powered on, the TV will guide you through the initial setup process, including language selection, network connection (Wi-Fi or Ethernet), and channel scanning. You will also be prompted to sign in to your Samsung account to access smart features.

4. CONNECTIONS

The Samsung M70H TV offers various ports for connecting external devices.

SAMSUNG

M70H

Powered by Samsung Vision AI ✨

KEY FEATURES

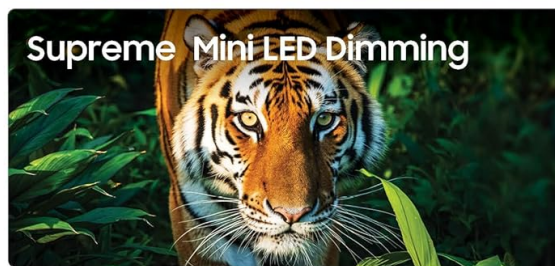
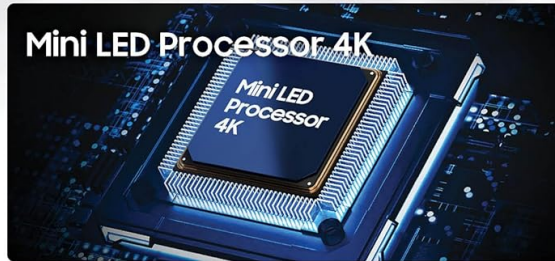


Image: Detailed view of the TV's rear connection panel.

Port	Description
HDMI 1 (eARC)	Enhanced Audio Return Channel for high-quality sound and advanced formats. Connect soundbars or AV receivers.
HDMI 2, 3	Connect Blu-ray players, game consoles, or other HDMI devices.
USB-A	Standard rectangular port for power or media playback from USB storage devices.
Cable/ANT	Connect an over-the-air antenna or cable TV signals.
Ethernet (LAN)	Wired internet connection for stable streaming, updates, and smart features.

5. OPERATING INSTRUCTIONS


This section details how to use the various features of your Samsung M70H Smart TV.

5.1 Picture Quality Features

Experience superior visual performance with advanced display technologies.

- **Mini LED Processor 4K:** The advanced processor delivers brighter highlights and deeper blacks,

enhancing every detail with stunning clarity. This processor also upscales content to crisp 4K clarity.



Pure Spectrum Color

A billion true-to-life colors

Image: The Mini LED Processor 4K, responsible for image optimization.

- **Pure Spectrum Color:** Enjoy one billion true-to-life colors, powered by advanced color technology and Mini LED precision. This ensures rich reds, deep blues, and vibrant greens for breathtaking realism.



Mini LED HDR

See dramatic detail in every scene

Image: Visual comparison demonstrating the enhanced color range with Pure Spectrum Color.

- **Mini LED HDR:** Experience HDR picture quality with brighter highlights and deeper blacks than traditional HDR TVs. This technology enhances brightness and contrast, making every image stand out with remarkable depth.



Endless Free Content

Watch 2,700+ free streaming options, including 750+ subscription-free channels on Samsung TV Plus*

*Samsung Account and internet connection required for network-based smart services, including streaming apps and other smart features. Without Account log in, only external device connections (e.g., via HDMI) and terrestrial/over-the-air TV (only for TVs with tuners) available. Channels may vary by location and are subject to change. UI is subject to change without prior notice.

Image: A vibrant sunset scene highlighting the dramatic detail provided by Mini LED HDR.

- **Supreme Mini LED Dimming:** This feature delivers deep contrast and bright highlights for a truly superb picture by precisely controlling the Mini LEDs.



Motion Xcelerator + DLG 120Hz

Experience fast and responsive gaming performance at up to 120Hz.*

*Available only on 55" class and larger screen sizes. DLG 120Hz increases the refresh rate to 120Hz but reduces image sharpness. Optimal for fast-paced gaming; visual quality varies by title.

Image: A tiger in a jungle, showcasing the deep contrast from Supreme Mini LED Dimming.

- **Color Booster:** Transforms your content into a visual masterpiece by making every color come to life with intensity, from fiery reds to sparkling blues.

5.2 Motion and Gaming Features

Optimized features for smooth action and immersive gaming.

- **Motion Xcelerator + DLG 120Hz:** Enjoy smooth visuals and fast motion clarity with technology that analyzes and optimizes the refresh rate. Designed for gaming and sports, it keeps every scene sharp and fluid. DLG 120Hz increases the refresh rate up to 120Hz, optimal for fast-paced gaming, though visual quality may vary by title.



Vision AI Companion

Ask your TV anything and access powerful AI features*

*All inputs and queries may be recorded and shared with 3rd party providers. Requires Samsung account and consent to Viewing Information Service; must be 18 years or older. Accuracy not guaranteed. Check results.

Image: A motocross scene demonstrating the smooth motion provided by Motion Xcelerator + DLG 120Hz.

- **Gaming Hub:** A central hub that brings together your favorite games from consoles, cloud services, and gaming apps, all in one place. It offers personalized recommendations to help you find what to play next.
- **Soccer Mode:** Enjoy a stadium-like experience with optimized settings for sports. This mode delivers clearer motion and more vibrant greens for realistic turf, putting you right in the stadium.

5.3 Smart Features and AI Companion

Access a world of entertainment and smart home control.

- **Endless Free Content (Samsung TV Plus):** Watch over 2,700 free streaming options, including 750+ subscription-free channels on Samsung TV Plus. Enjoy news, sports, movies, kids' shows, and reality TV without a subscription.



Supreme Mini LED Dimming

Precision dimming for improved contrast*

*Supreme Mini LED Dimming is Software-based (not full-array hardware-based) technology.

Image: The Smart TV home screen displaying a variety of streaming services and free content options.

- **Samsung Vision AI Companion:** Ask your TV anything and access powerful AI features. This AI-enhanced system provides personalized experiences, optimizing picture and sound, and allowing deeper engagement with content.



Image: The Vision AI Companion interface showing options like Copilot, Generative Wallpaper, and AI Mode.

- **One UI Tizen:** Stream, game, and explore all your favorite content on One UI Tizen, an intuitive smart TV platform you can customize.
- **Samsung Knox Security:** Built-in triple-layer data protection defends against harmful apps and phishing sites, keeping sensitive data like PIN-codes and passwords secure. It also safeguards your IoT devices connected to your TV.
- **SmartThings Hub:** Connect and control smart devices through your TV to simplify daily life. Get notifications about your devices on screen, including a 3D Map View of your smart home ecosystem.
- **Quick Remote:** Use your smartphone to change channels, adjust volume, and access key Samsung Tizen TV features such as media, ambient mode, and menu.
- **AI Energy Mode:** Save energy with intelligent analysis. This mode helps reduce power consumption by auto-adjusting brightness based on the room's lighting and your user activity.
- **Karaoke Feature:** Have fun with friends and family using the karaoke feature in Samsung Daily+. You can connect your phone as a mic without separate equipment.

5.4 Official Product Video

Watch this official video for an overview of the Samsung Mini LED M70 features.

Your browser does not support the video tag.

Video: Official Samsung video highlighting the key features of the Mini LED M70H TV.

6. MAINTENANCE

Proper maintenance ensures the longevity and performance of your TV.

6.1 Cleaning the TV

- Always unplug the TV before cleaning.
- Use a soft, dry microfiber cloth to wipe the screen and cabinet.
- For stubborn marks, lightly dampen the cloth with water or a specialized screen cleaner (avoid harsh chemicals).
- Do not spray liquid directly onto the TV.

6.2 Software Updates

Ensure your TV's software is up to date for the best performance and latest features. You can usually find the update option in the TV's settings menu under 'Support' or 'Software Update'.

7. TROUBLESHOOTING

If you encounter issues with your TV, refer to the following common solutions.

7.1 No Power

- Check if the power cable is securely connected to both the TV and the wall outlet.
- Ensure the wall outlet is functioning by plugging in another device.
- Try a different power outlet.

7.2 No Picture or Distorted Picture

- Verify that the correct input source is selected (e.g., HDMI 1, TV).
- Check all cable connections (HDMI, antenna) for looseness or damage.
- Restart the TV and any connected devices.
- Adjust picture settings (brightness, contrast, sharpness) in the TV menu.

7.3 No Sound or Low Sound

- Ensure the volume is not muted and is turned up.
- Check audio cable connections to external sound systems (if applicable).
- Verify audio output settings in the TV menu (e.g., TV Speaker, Optical, HDMI eARC).

7.4 Remote Control Not Working

- Replace the batteries in the remote control.
- Ensure there are no obstructions between the remote and the TV's sensor.
- If it's a Bluetooth remote, try re-pairing it according to the TV's on-screen instructions.

7.5 Network Connection Issues

- Check your Wi-Fi router and modem to ensure they are powered on and working correctly.
- Restart your router and modem.
- Go to the TV's network settings and try reconnecting to your Wi-Fi network or re-establishing a wired connection.
- Ensure the Wi-Fi password is entered correctly.

8. SPECIFICATIONS

Key technical specifications for the Samsung 55-Inch Class M70H Series Mini LED Smart TV.

Feature	Detail
Brand	Samsung
Model Name	M70H
Model Number	UN55M70HAFXZA
Screen Size	55 Inches
Display Technology	Mini-LED
Resolution	4K (3840 x 2160)
Refresh Rate	60 Hz (DLG 120Hz supported)
HDR Format Supported	HDR10+
Operating System	Tizen
Connectivity Technology	Bluetooth 5.3, HDMI (3 ports), USB (1 port), Wi-Fi, Ethernet
Audio Channels	2.0 Built-in Speaker
Product Dimensions (D x W x H)	7.8"D x 48.2"W x 29.9"H
Item Weight	22.5 Pounds
VESA Mount Standard	200 x 200 mm

9. WARRANTY AND SUPPORT

Your Samsung M70H Series TV comes with a manufacturer's warranty and access to customer support.

9.1 Warranty Information

This product is covered by a **1 Year Manufacturer Limited Warranty**. Please refer to the included Warranty Card for detailed terms and conditions, including coverage specifics and how to make a claim. Keep your proof of purchase for warranty validation.

9.2 Customer Support

For technical assistance, troubleshooting beyond this manual, or warranty inquiries, please contact Samsung Customer Support. Visit the official Samsung website for contact information, FAQs, and additional resources. Online Support: www.samsung.com/us/support/