

TOSHIBA 85Z670R

Toshiba 85Z670R Mini-LED 4K UHD Smart Fire TV User Manual

Model: 85Z670R

1. IMPORTANT SAFETY INFORMATION

Please read all safety instructions carefully before operating your television. Keep this manual for future reference.

- Do not block ventilation openings.
- Do not install near any heat sources.
- Protect the power cord from being walked on or pinched.
- Only use attachments/accessories specified by the manufacturer.
- Unplug this apparatus during lightning storms or when unused for long periods.
- Refer all servicing to qualified service personnel.

2. WHAT'S IN THE BOX

Verify that all components are present before proceeding with setup.

- TV (Toshiba 85Z670R)
- Power Cable
- Remote Control
- TV Stand
- Quick Start Guide (QSG)

3. SETUP

3.1 Stand Installation

Carefully place the TV face down on a soft, clean surface to prevent screen damage. Attach the included stand to the bottom of the TV using the provided screws. Ensure the stand is securely fastened.

3.2 Wall Mounting

If you choose to wall mount your TV, ensure you use a VESA compliant wall mount kit (not included) that supports the 600 x 400 mm (M8) standard. Consult a professional for wall mounting to ensure proper installation and safety.



Image: TV dimensions and VESA wall mount specifications for the Toshiba 85Z670R.

3.3 Connecting Peripherals

Connect your devices such as gaming consoles, soundbars, or media players to the TV's ports. The TV features multiple connectivity options:

- **HDMI:** 4 ports available for high-definition audio and video.
- **USB:** 2 ports (1x USB 2.0, 1x USB 3.0) for media playback or connecting compatible devices.
- **Ethernet:** For wired internet connection.
- **Wi-Fi:** For wireless internet connection.
- **Bluetooth:** For connecting wireless accessories like headphones or speakers.

3.4 Initial Power On and Fire TV Setup

Plug the power cable into the TV and a wall outlet. Press the power button on the remote control. Follow the on-screen instructions to complete the Fire TV setup, including connecting to your Wi-Fi network and logging into your Amazon account. You can also set up personalized profiles for different users.

4. OPERATING YOUR TV

4.1 Remote Control and Alexa Voice Commands

Use the included remote control to navigate the Fire TV interface. The remote features a dedicated Alexa button. Press and hold this button to use voice commands for finding content, launching apps, controlling playback, checking information, and more.

Press & ask | alexa

Keep an eye on what matters.

Check any camera in your home without pausing your show.

"Alexa, show me the nursery camera."



Feature availability may vary. Compatible smart home device required (sold separately).

Image: The Fire TV remote control, illustrating the Alexa voice command button.

4.2 Picture Settings and Technologies

Your Toshiba 85Z670R TV incorporates advanced picture technologies for an enhanced viewing experience:

- **Mini LED with Full Array Local Dimming:** Provides precise backlight control for deeper blacks and brighter highlights.
- **QLED Color:** Delivers over a billion shades of color for vivid and lifelike images.
- **REGZA Engine ZRi Gen3:** An AI-powered engine that optimizes clarity, contrast, and color scene by scene.
- **Total HDR Solution Pro:** Supports Dolby Vision IQ, HDR10+, HDR10+ Adaptive, and HLG for superior contrast and detail in HDR content.
- **AI Light Sensor Pro:** Automatically adjusts brightness and color balance based on room lighting to reduce eye strain.

Exceptional MiniLED for remarkable contrast and color

 REGZA Mini LED

The REGZA Mini LED delivers exceptional contrast and color accuracy, so you can see every detail and subtle emotion, even in the darkest and brightest scenes. Experience the story like never before.




Image: Visual comparison demonstrating the superior contrast and color of REGZA Mini LED technology versus conventional LED.

Developed with craft at our core

REGZA Engine ZRI

The new REGZA AI Engine ZRI Gen3 is more than just an advanced AI engine — it's carefully fine-tuned and optimized by our picture experts. By bringing humans and technology together, the REGZA AI Engine consistently delivers images and sound that reflect how we truly see and hear the world.

1.6X
Faster CPU

2.2X
Faster GPU

1.5X
Faster NPU


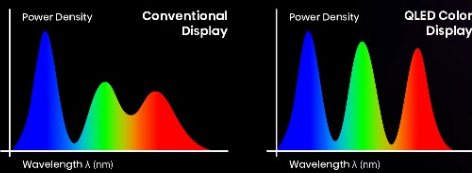


Image: An illustration of the REGZA Engine ZRI Gen3, highlighting its advanced AI processing capabilities.

Billion+ shades of enhanced color

QLED Color

Toshiba's QLED Technology creates vivid, lifelike colors. It delivers over a billion shades of color that remain realistic. Immerse yourself in an exciting and authentic viewing experience, with every detail and nuance heightened.



*Illustration purpose only



Image: A graphic illustrating the expanded color volume achieved with QLED Color technology.

Adaptive lighting for comfort and care

AI Light Sensor Pro

Toshiba TV automatically adjusts brightness and color balance to match your room's lighting conditions, delivering a comfortable viewing experience while reducing eye strain.

*Design shown is for illustrative purposes. Actual TV design may vary.



Image: A side-by-side comparison demonstrating the improved detail and contrast provided by Total HDR Solution Pro.



Image: An illustration of the AI Light Sensor Pro feature, showing how it adapts screen output to ambient light conditions.

4.3 Sound Settings and Technologies

Experience immersive audio with the following features:

- **REGZA Power Audio Pro with Bass Woofer:** Delivers powerful, clear sound with deep bass.
- **Dolby Atmos:** Provides a three-dimensional audio experience, making sound move around you.




Image: A visual representation of the REGZA Power Audio Pro and Bass Woofer system, showing sound projection in a room.

4.4 Smart TV Features (Fire TV)

Your TV comes with Fire TV built-in, offering a wide range of entertainment and smart features:

- **Streaming Apps:** Access popular services like Netflix, Prime Video, Disney+, Hulu, and YouTube.
- **Live TV:** Integrate live channels and browse the Channel Guide.
- **Personalized Profiles:** Create individual profiles for customized recommendations and watchlists.
- **Smart Home Compatibility:** Control compatible smart home devices using Alexa.



Separate subscriptions may be required. Feature and content availability may vary.

Image: The Fire TV home screen, showcasing integrated streaming services and content.

Cut the cord with Live TV.

Fire TV seamlessly integrates your favorite live channels and apps on the home screen, or you can browse the Channel Guide in Live. Subscription fees may apply.



Image: The Live TV feature of Fire TV, showing integrated live channels.

TV that gets you.

Create a personalized user profile to customize your viewing experience. Add titles to your watchlist and get recommendations that will help you discover new films and TV shows you're sure to love.



Subscriptions may be required. Feature and content availability may vary.

Image: The personalized profile selection screen on Fire TV.

4.5 Gaming Features

The Toshiba 85Z670R is designed for an optimal gaming experience:

- **Native 144Hz Refresh Rate:** Ensures ultra-smooth motion for fast-paced games.
- **Game Mode Pro:** Enhances gaming with features like AMD FreeSync Premium, VRR (Variable Refresh Rate) at 144Hz, and ALLM (Auto Low Latency Mode) for responsive, tear-free gameplay.

Precision. Speed. Victory.



Game Mode Pro

Toshiba TV's Game Mode Pro enhances your gaming experience with color correction optimized for gameplay. Enjoy advanced features like AMD FreeSync Premium, VRR 144Hz, and ALLM, and immerse yourself in a world where every moment counts.



Image: A visual demonstration of the difference between 60Hz and 144Hz refresh rates for smoother motion.

Vivid contrast, amazing highlights



Full Array Local Dimming

Toshiba's Full Array Local Dimming technology provides greater contrast. By controlling the brightness of individual zones, scenes with light and shadow are brought to life with incredible detail.



Full-Array Local Dimming



Conventional



Image: Game Mode Pro features including ALLM, VRR, Dolby Vision, HDR10+, and AMD FreeSync Premium for enhanced gaming.

5. MAINTENANCE

5.1 Cleaning Your TV

To clean the screen, gently wipe it with a soft, lint-free cloth. For stubborn marks, slightly dampen the cloth with water or a screen-cleaning solution. Avoid using harsh chemicals or abrasive materials. For the TV body, use a soft, dry cloth.

5.2 Software Updates

Your Fire TV will periodically receive software updates to improve performance and add new features. Ensure your TV is connected to the internet to receive these updates automatically. You can also manually check for updates in the TV's settings menu.

6. TROUBLESHOOTING

If you encounter issues with your TV, refer to the following common solutions:

- **No Power:** Ensure the power cable is securely plugged into both the TV and a working electrical outlet. Try a different outlet.
- **No Picture/Sound:** Check all cable connections (HDMI, audio). Ensure the correct input source is selected. Restart

the TV by unplugging it for 30 seconds and plugging it back in.

- **Remote Not Responding:** Replace the AAA batteries in the remote control. Ensure there are no obstructions between the remote and the TV.
- **Network Connection Issues:** Restart your Wi-Fi router. Check the TV's network settings to ensure it's connected to the correct network. Try a wired Ethernet connection if possible.
- **Picture Quality Issues:** Adjust picture settings (brightness, contrast, color) in the TV menu. Ensure the content you are watching is high quality.

For more detailed troubleshooting or persistent issues, please refer to the online support resources or contact customer service.

7. SPECIFICATIONS

Feature	Specification
Model Name	85Z670R
Screen Size	85 Inches
Display Technology	Mini LED, QLED
Resolution	4K UHD (3840 x 2160)
Refresh Rate	Native 144 Hz
HDR Support	Dolby Vision IQ, HDR10+, HDR10+ Adaptive, HLG
Picture Engine	REGZA Engine ZRi Gen3
Audio System	REGZA Power Audio Pro with Bass Woofer, Dolby Atmos (2.1 Channel, 50W)
Operating System	FireOS
Connectivity	4x HDMI, 2x USB (1x 2.0, 1x 3.0), Ethernet, Wi-Fi, Bluetooth 5.0
VESA Mount Standard	600 x 400 mm
Product Dimensions (D x W x H)	3.1"D x 74.5"W x 42.9"H
Item Weight (without stand)	86.6 Pounds
Power Consumption	320 Watts

8. WARRANTY INFORMATION

This Toshiba 85Z670R television is covered by a **1 Year Manufacturer Warranty** from the date of purchase. Please retain your proof of purchase for warranty claims. The warranty covers defects in materials and workmanship under normal use. It does not cover damage caused by misuse, accidents, unauthorized modifications, or external factors.

9. CUSTOMER SUPPORT

For technical assistance, troubleshooting, or warranty inquiries, please contact Toshiba customer support. Refer to the contact information provided in your Quick Start Guide or visit the official Toshiba website for the most up-to-date support details.



© 2026 TOSHIBA. All rights reserved. Specifications are subject to change without notice.