

[Manuals.plus](#) /

> [AIPER](#) /

> AIPER Experts Duo: Scuba V3 & EcoSurfer S2 Robotic Pool Cleaner and Skimmer Instruction Manual

AIPER Scuba V3 & EcoSurfer S2

AIPER Experts Duo: Scuba V3 & EcoSurfer S2 Robotic Pool Cleaner and Skimmer Instruction Manual

INTRODUCTION

This manual provides comprehensive instructions for the AIPER Experts Duo, a powerful combination of the Scuba V3 robotic pool cleaner and the EcoSurfer S2 solar-powered skimmer. Designed for 360° top-to-bottom pool cleaning, this duo offers advanced AI features, efficient operation, and effortless maintenance to keep your pool pristine.

1. PRODUCT OVERVIEW

AIPER Scuba V3 Robotic Pool Cleaner

- Designed for thorough cleaning of pool floors, walls, and waterlines.
- Features Cognitive AI Navium Mode for customized cleaning schedules.
- AI Patrol Cleaning with VisionPath for targeted debris pickup and obstacle avoidance.
- JetAssist technology for stable horizontal waterline scrubbing.
- Dual-layer filtration system with replaceable 180-micron and 3-micron filters.
- Equipped with dual front and rear scrub brushes for effective cleaning.
- Includes dual LED lights for night vision cleaning.
- Wireless charging for convenience.

AIPER EcoSurfer S2 Solar-Powered Skimmer

- Cleans the water surface with 24/7 operation.
- Utilizes solar charging for energy efficiency.
- Features a 150-micron basket with anti-backflow design.
- Adjustable chlorine tablet chamber for water quality maintenance.

- App-controlled steering for easy retrieval.

Combined Benefits

- **7 Day Hands-Free Care:** Scuba V3's AI Navium Mode and EcoSurfer S2's solar tech ensure continuous cleaning.
- **10x Faster Cleaning:** Simultaneous surface and floor cleaning with AI Patrol for targeted debris removal.
- **Top-to-Bottom 360° Coverage:** Comprehensive cleaning from surface to floor, including walls and waterline.
- **Eco-Efficient Operation:** Solar charging and AI-powered path planning minimize energy consumption.
- **Verified Durability:** Built with temperature- and UV-resistant components for harsh pool conditions.
- **Data Privacy:** TÜV certified, processing all visual data locally without storage or upload.



Figure 1: The AIPER Experts Duo providing 7 days of care-free pool cleaning.

Figure 2: Top-to-Bottom 360° Coverage by the Experts Duo.

Video 1: Demonstrates the Top-to-Bottom 360° Coverage of the AIPER Experts Duo.

2. SETUP

Unboxing

Carefully remove both the Scuba V3 and EcoSurfer S2 from their packaging. Inspect all components for any damage.

Initial Charging

- **For Scuba V3:** Place the cleaner on its wireless charging dock. Ensure the charging terminals align correctly.
- **For EcoSurfer S2:** Allow the skimmer to charge in direct sunlight. Its solar panels will begin charging automatically.

App Connection

- Download the **AIPER app** from your device's app store.
- Follow the in-app instructions to connect both the Scuba V3 and EcoSurfer S2 via Bluetooth and Wi-Fi. This enables smart features and scheduling.

Placing in Pool

- Gently lower the Scuba V3 into the pool. It will slowly sink to the bottom.
- Place the EcoSurfer S2 on the water surface.

3. OPERATING INSTRUCTIONS

Scuba V3 Cleaning Modes

The Scuba V3 offers various cleaning modes accessible via its physical button or the AIPER app:

- **Auto Mode:** Cleans both pool floors and walls.
- **Floor Mode:** Focuses cleaning on the pool floor.
- **Wall Mode:** Cleans pool walls and waterline.
- **Waterline Mode:** Specifically targets the waterline for scrubbing using JetAssist technology.
- **AI Patrol Mode (App Only):** Activates the AI camera system to detect and target debris, moving around obstacles for efficient cleaning.
- **AI Navium Mode (App Only):** A specialized weekly timer function. The cleaner learns your pool's cleaning habits, weather patterns, and debris levels to create an optimized, self-adaptive cleaning schedule for 7 days.

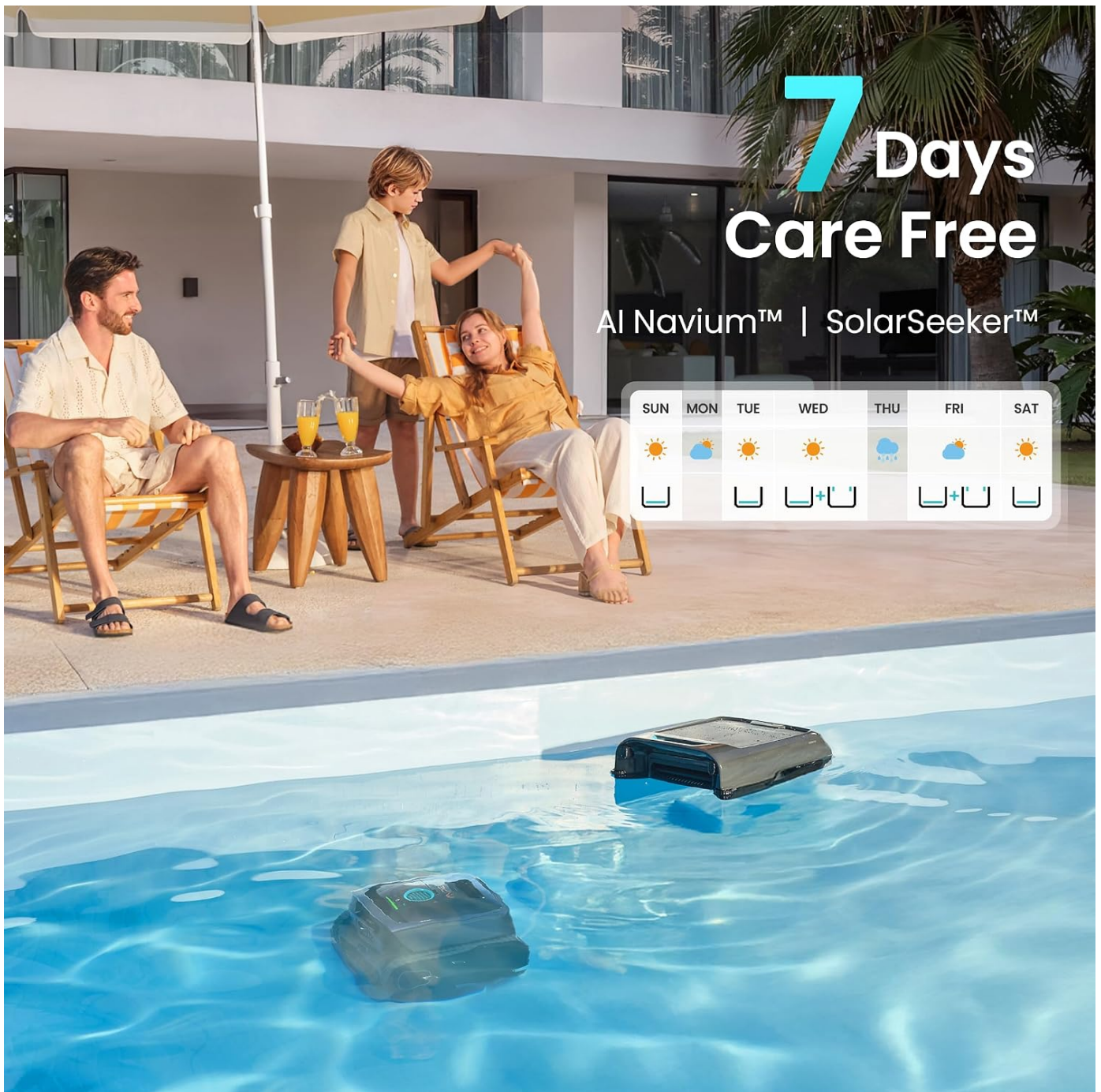


Figure 3: Scuba V3's AI Patrol Cleaning for 10x Faster Cleaning.

Video 2: Demonstrates the 10x Faster Cleaning capability of the Scuba V3.

EcoSurfer S2 Operation

- The EcoSurfer S2 operates continuously on solar power to skim the surface, collecting debris.
- Use the AIPER app to steer the skimmer to the pool edge for convenient retrieval.

Smart LED Indicators (Scuba V3)

The LED indicator lights on the Scuba V3 provide quick status updates:

- **Solid Green:** Battery 30%-100%
- **Solid Blue:** Battery 15%-29%
- **Solid Orange:** Battery 0%-15%
- **Flashing Red:** An error has occurred.



Figure 4: Smart LED Indicator Lights on Scuba V3.

Night Vision Cleaning (Scuba V3)

The Scuba V3 is equipped with dual LED headlights that illuminate the pool, allowing its AI vision system to perform effective cleaning even in low-light conditions or at night.

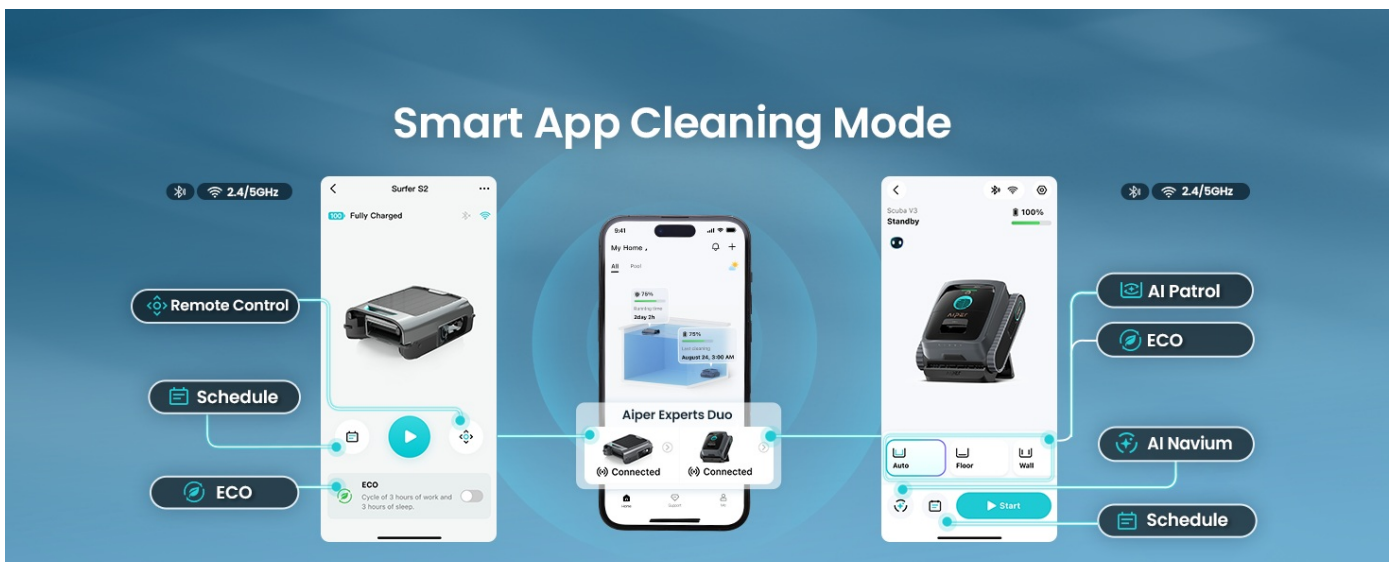


Figure 5: Night Vision for Impeccable Cleaning.

4. MAINTENANCE

Filter Cleaning (Scuba V3)

- The Scuba V3 features a convenient top-loading debris basket.
- Open the latch and remove the filter basket.
- Empty collected debris and rinse the 180-micron filter and 3-micron ultrafine filter (if installed) thoroughly with a hose.

Filter Cleaning (EcoSurfer S2)

- The EcoSurfer S2 includes a 150-micron basket.
- Remove the basket and empty collected debris. Rinse thoroughly with a hose.

Water Quality Maintenance

Adjustable chlorine tablet chamber



Figure 6: Every Debris Captured with dual filtration systems.

Charging

- **Scuba V3:** Place the cleaner on its wireless charging dock.
- **EcoSurfer S2:** Solar panels provide continuous charging during daylight hours, ensuring 24/7 operation.

Water Quality Maintenance (EcoSurfer S2)

Utilize the adjustable chlorine tablet chamber on the EcoSurfer S2 to help maintain optimal pool water quality.



Figure 7: EcoSurfer S2's Adjustable Chlorine Tablet Chamber.

5. TROUBLESHOOTING

Obstacle Avoidance

The Scuba V3's AI vision system is designed to detect and navigate around obstacles such as main drains, ladders, and pool toys, ensuring continuous cleaning without getting stuck.

Retrieval

- **Scuba V3:** Automatically climbs to the waterline and pauses for 10 minutes for easy removal, sending real-time app notifications.
- **EcoSurfer S2:** Can be steered to the pool edge via the app for convenient retrieval.

Eco-Efficient Operation

Energy-Smart Path Planning

Solar-Powered Operation



Figure 8: Zero-Effort Retrieval for both devices.

6. SPECIFICATIONS

- **Brand:** AIPER
- **Model Name:** Scuba V3 & EcoSurfer S2
- **Product Dimensions:** 21"L x 16"W x 14"H
- **Power Source:** Battery Powered (Scuba V3), Solar Powered (EcoSurfer S2)
- **Scuba V3 Battery:** 10,400 mAh (149.76 Watt Hours), 180-minute runtime.
- **Pool Size Compatibility:** Up to 1600 sq ft.
- **Pool Material Compatibility:** Vinyl Liner, Concrete, Mosaic Tiles, Fiberglass.
- **Filtration:** Scuba V3 (180-micron & 3-micron), EcoSurfer S2 (150-micron).
- **Suction Power (Scuba V3):** 4800 Gallons/Hour.
- **Weight (Scuba V3):** Approximately 18 lbs (featherlight design).



Figure 9: Designed for Every Pool Shape.



Figure 10: Designed for Every Pool Material.

7. WARRANTY & SUPPORT

- **Warranty:** This Experts Duo includes a 2-year warranty to ensure reliable performance and long-term durability.
- **Data Privacy:** The Scuba V3 is fully TÜV certified for data privacy, processing all visual data locally without storage or upload.
- **Customer Support:** For any issues or inquiries, please contact AIPER Customer Support.

Anti-Stuck Protection




Figure 11: Your Pool, Your Privacy, Your Rules.