

B11

Generic B11 TWS AI Translation Earbuds User Manual

Model: B11

INTRODUCTION

Welcome to the user manual for your Generic B11 TWS AI Translation Earbuds. These earbuds are designed to provide real-time voice translation, high-quality audio for music, and clear phone calls. With support for 144 languages and various translation modes, the B11 earbuds facilitate seamless communication across language barriers for travel, business, and language learning. Please read this manual carefully to ensure proper use and optimal performance of your device.




Image: The B11 AI Real-Time Voice Translator Earbuds and charging case, highlighting their use for travel and business communication.

PACKAGE CONTENTS

Verify that all items are present in your package:

- Wireless Earbuds (Left and Right)
- Charging Case
- USB-C Charging Cable
- User Manual



Image: The B11 TWS AI Translation Earbuds resting in their open charging case, displaying the digital battery indicator.

PRODUCT OVERVIEW

The B11 earbuds feature an ergonomic design for comfortable wear and a compact charging case with an LED display.

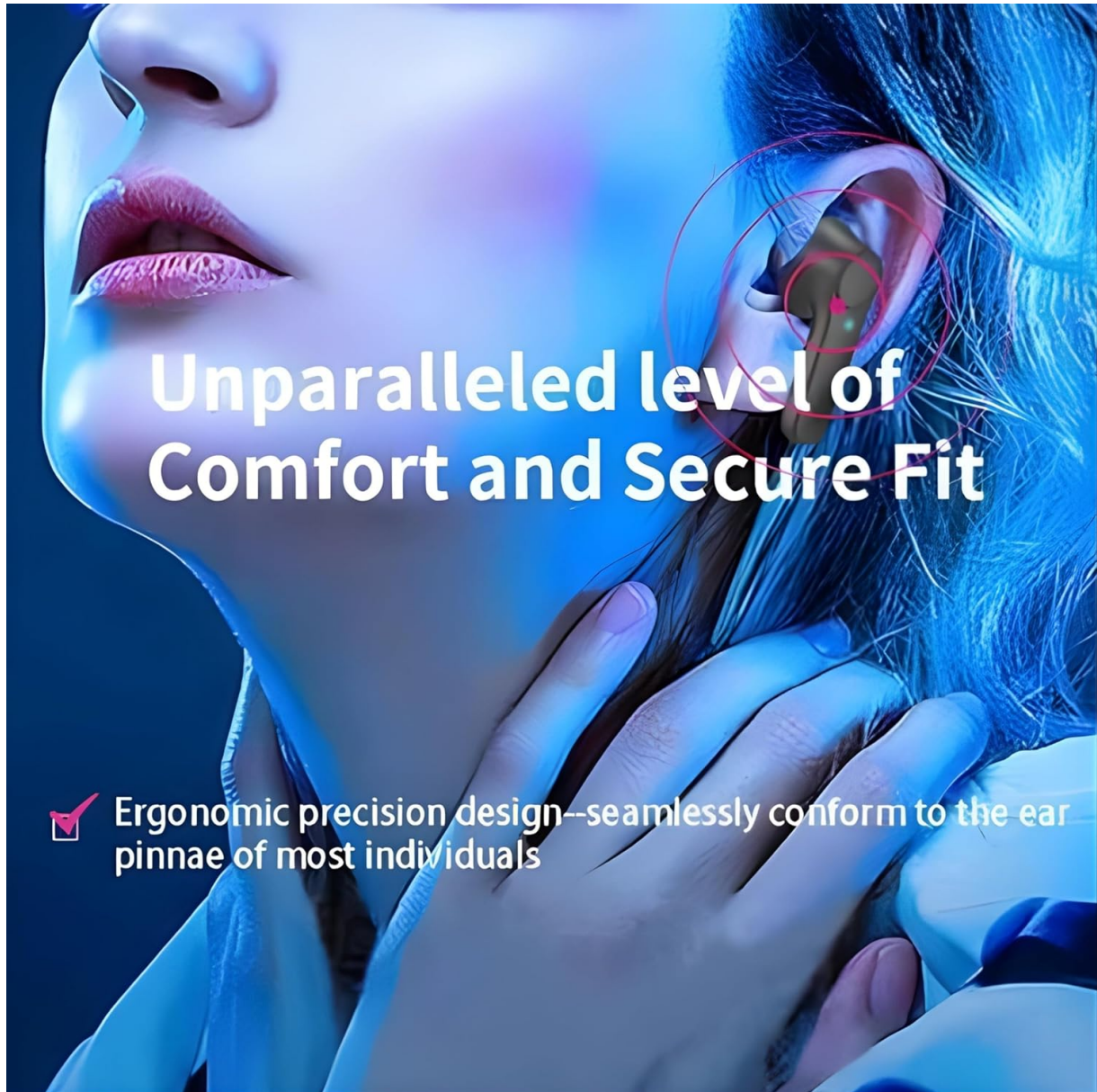


Image: Close-up of an ear showing the ergonomic fit of the B11 earbud, designed for comfort during extended use.



Image: The B11 earbuds placed inside their charging case, illustrating the compact design.

SETUP

1. Charging the Earbuds and Case

Before first use, fully charge the earbuds and the charging case.

- Connect the USB-C charging cable to the charging port on the case and to a power source.
- The LED digital display on the case will show the battery level during charging.
- Ensure earbuds are placed correctly in the case for them to charge.
- A full charge provides approximately 15 hours of use with the charging case.

Ultra long battery life

Large capacity carp battery, with a super long battery life of 15 hours (charging compartment)



Image: An illustration depicting the long battery life of the B11 earbuds and charging case, indicating up to 15 hours of use.

2. Bluetooth Pairing

To connect your B11 earbuds to your device:

1. Open the charging case. The earbuds will automatically enter pairing mode.
2. On your smartphone or tablet (Android or iOS), go to Bluetooth settings.
3. Search for "B11" or a similar device name in the list of available devices.
4. Select "B11" to connect. A voice prompt will confirm successful pairing.
5. The earbuds will automatically reconnect to the last paired device when taken out of the case.

3. App Installation

For full translation functionality, download the dedicated translation application.

- Scan the QR code provided in the quick start guide (if available) or search for the app name (usually mentioned in the packaging or quick start guide) in your device's app store.
- Install the application and follow the on-screen instructions to connect your earbuds within the app.



Image: The B11 earbuds next to a smartphone displaying the translation application interface, showing options for different translation modes.

OPERATING INSTRUCTIONS

Translation Modes

The B11 earbuds offer three distinct translation modes, accessible via the companion app:

- **Touch Mode:** Ideal for one-on-one conversations. Each person wears one earbud. Tap your earbud to speak, and the translation will be heard by the other person in their earbud.
- **Speaker Mode:** Suitable for quick interactions, such as ordering food or asking for directions. You wear the earbuds, and the translation plays aloud through your phone's speaker for the other person to hear.
- **Free Talk Mode:** Designed for professional communication. The AI automatically detects sentences and translates during natural pauses in conversation, allowing for hands-free interaction.



Three Flexible Translation Modes:

- **Touch Mode:** Ideal for friendly chats. Each person wears one earbud; simply tap to speak and the other person hears the translation in their ear.
- **Speaker Mode:** Perfect for quick interactions (taxi, shops). You wear the earbuds, and the translation plays aloud from your phone speaker for the other person to hear.
- **Free Talk Mode:** Designed for business. The AI automatically detects sentences and translates during natural pauses, allowing for hands-free conversation.

Image: An illustration showing two individuals using the B11 earbuds for a business meeting, demonstrating hands-free and touch modes for instant voice translation.

Speaker Mode

One person wears earphones and one person holds the mobile phone, suitable for strangers who are inconvenient to wear your earphones.



Image: Two women demonstrating Speaker Mode, where one wears an earbud and the other listens to translations from the phone speaker.

Touch Controls

The earbuds feature sensitive touch controls for various functions:

- **Play/Pause Music:** Single tap on either earbud.
- **Next Song:** Double tap on the right earbud.
- **Previous Song:** Double tap on the left earbud.
- **Volume Up:** Triple tap on the right earbud.
- **Volume Down:** Triple tap on the left earbud.
- **Answer/End Call:** Single tap on either earbud.
- **Reject Call:** Long press on either earbud.
- **Activate Voice Assistant:** Long press on either earbud for 2 seconds.
- **Power On/Off:** Long press the touch function for 3 seconds.
- **Switch between Chinese and English:** Double click in pairing status.

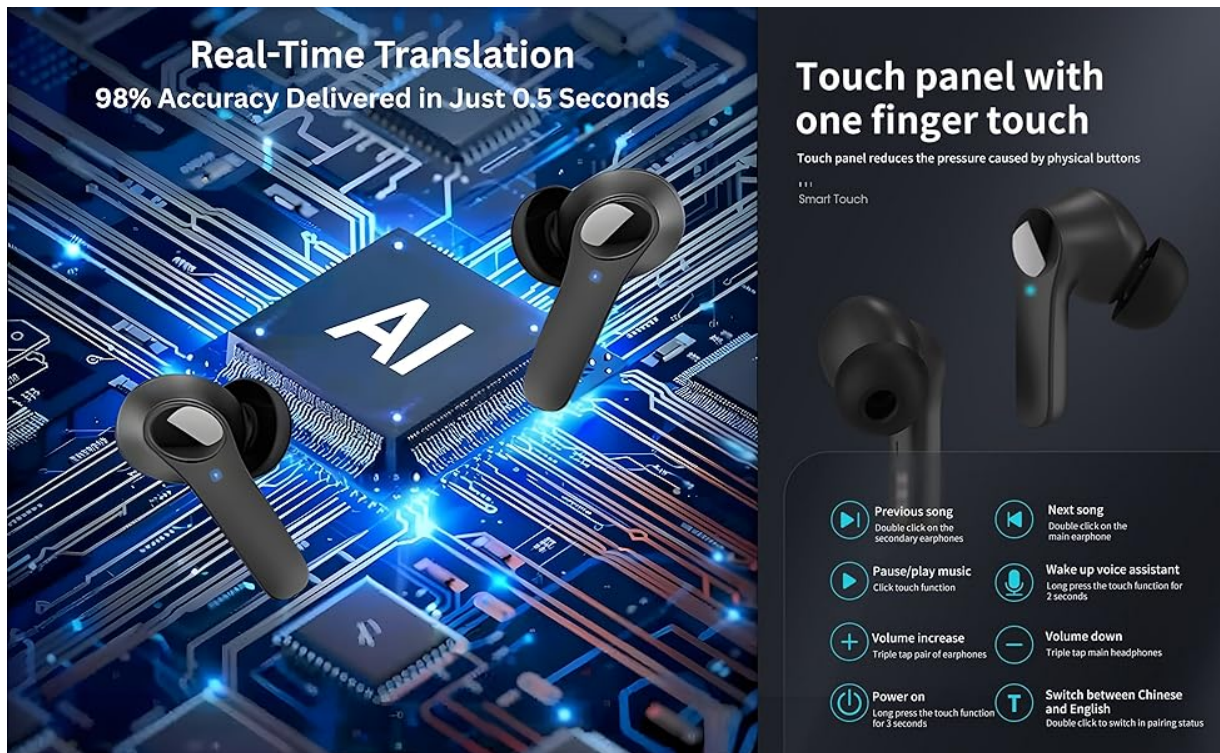


Image: Diagram illustrating the touch control functions of the B11 earbuds, including commands for music, calls, and voice assistant.

App Features

The companion app enhances the functionality of your B11 earbuds:

- **Online Translation:** Provides real-time translation for 144 languages with up to 98% accuracy. This service is free for life.
- **Offline Mode:** Allows translation without an internet connection. This is a value-added service available for purchase within the app. Supports 10 languages including English (USA), Chinese (Simplified & Traditional), Japanese, French, Korean, German, Russian, Thai, and Spanish.
- **Photo Translation:** Translate text from images. This is a value-added service available for purchase within the app.
- **Audio & Video Call Translation:** Real-time translation during audio and video calls. This feature requires a separate top-up (billed per 60 minutes).
- **Remote Chat Translation:** Share the app link with friends to enable remote chat translation.
- **Conversation Recording:** Transcribes and translates communication content in real-time, allowing users to view records at any time.

Translate content text Real time recording

During the communication process, the conversation content is transcribed and translated into text in real-time, and synchronously presented to the mobile app, allowing users to view records at any time.

Offline Mode (Need to purchase offline version)

Translate instantly without an internet connection.
Supports 10 Languages: English (USA), Chinese (Simplified & Traditional), Japanese, French, Korean, German, Russian, Thai, and Spanish.

Audio & Video Call Translation (Requires separate payment)

Real-time translation for both audio and video calls.
Note: This feature requires a separate top-up (billed per 60 minutes).

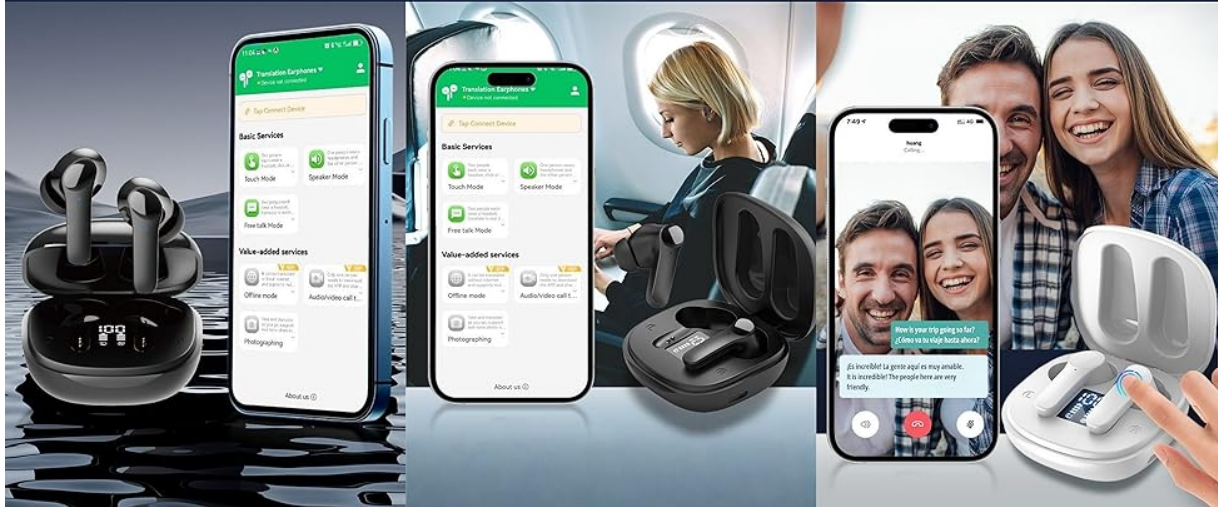


Image: A composite image showcasing the B11 app's capabilities, including real-time recording, offline translation (paid), and audio/video call translation (paid).

MAINTENANCE

To ensure the longevity and optimal performance of your B11 earbuds:

- **Cleaning:** Regularly clean the earbuds and charging case with a soft, dry, lint-free cloth. Avoid using harsh chemicals or abrasive materials.
- **Storage:** Store the earbuds in their charging case when not in use to protect them and keep them charged.
- **Avoid Water:** The earbuds are not waterproof. Avoid exposure to water, moisture, or extreme temperatures.
- **Charging:** Use the provided USB-C cable for charging. Do not use damaged cables or chargers.

TROUBLESHOOTING

Problem	Solution
Earbuds not pairing	<ul style="list-style-type: none"> • Ensure earbuds are charged. • Turn off and on Bluetooth on your device. • Place earbuds back in the case, close, then reopen to re-enter pairing mode. • Forget "B11" from your device's Bluetooth list and try pairing again.
No sound from earbuds	<ul style="list-style-type: none"> • Check device volume and earbud volume. • Ensure earbuds are properly connected to your device. • Try playing audio from a different application.

Problem	Solution
Translation not working	<ul style="list-style-type: none"> • Ensure the translation app is open and connected to the earbuds. • Check your internet connection for online translation. • Verify microphone permissions for the app on your phone. • Ensure correct source and target languages are selected in the app.
Earbuds not charging	<ul style="list-style-type: none"> • Ensure the charging cable is securely connected. • Try a different USB-C cable or power adapter. • Clean the charging contacts on the earbuds and inside the case.

SPECIFICATIONS

Feature	Detail
Model Number	B11
Connectivity	Bluetooth 5.3
Bluetooth Range	Up to 10 meters (33 feet)
Translation Languages	144 (online)
Translation Accuracy	Up to 98%
Response Time	As low as 0.5 seconds
Audio Driver	10mm Hi-Fi Dynamic Driver
Battery Life (with case)	Approximately 15 hours
Control Method	Touch
Compatibility	Android and iOS devices
Item Weight	43 Grams

WARRANTY AND SUPPORT

Your Generic B11 TWS AI Translation Earbuds come with a **1-Year Manufacturer Warranty**. This warranty covers defects in materials and workmanship under normal use. It does not cover damage caused by misuse, accidents, unauthorized modifications, or normal wear and tear.

For warranty claims or technical support, please contact your retailer or the manufacturer directly. Refer to the packaging or product website for contact information.