

Manuals.plus /

› FlexiSpot /

› FlexiSpot E1 Pro Dual-Motor Electric Standing Desk 120x80cm User Manual

FlexiSpot E1B-PRO+PR1208

FlexiSpot E1 Pro Dual-Motor Electric Standing Desk

Model: E1B-PRO+PR1208 | Brand: FlexiSpot

1. INTRODUCTION

Thank you for choosing the FlexiSpot E1 Pro Dual-Motor Electric Standing Desk. This manual provides essential information for the safe and efficient assembly, operation, and maintenance of your new desk. Please read these instructions carefully before use and retain them for future reference.

2. SAFETY INSTRUCTIONS

- Ensure all components are present and undamaged before assembly.
- Keep children and pets away from the desk during operation to prevent injury.
- Do not overload the desk beyond its maximum weight capacity of 100 kg.
- Ensure the power cable is properly connected and not damaged.
- Avoid placing liquids directly on the control panel or near electrical components.
- Do not attempt to disassemble or repair the motor or control system yourself. Contact qualified service personnel if needed.
- Ensure there are no obstructions in the desk's path during height adjustment to prevent collisions.

3. PRODUCT OVERVIEW

The FlexiSpot E1 Pro is an advanced electric standing desk designed for ergonomic comfort and productivity. It features a robust dual-motor system for stable and efficient height adjustments, a seamless one-piece desktop, and a smart control panel with memory functions.

Key Features:

- **Powerful Dual Motors:** Provides stable and efficient height adjustment at 25 mm/s.
- **One-Piece Desktop:** Ensures enhanced safety and durability with a seamless surface.

- **Height Adjustable:** Range from 70 cm to 119 cm to suit various user heights and work needs.
- **High Load Capacity:** Supports up to 100 kg dynamically, 120 kg statically.
- **Low Noise Operation:** Operates at less than 50 dB, ensuring a quiet environment.
- **Anti-Collision System:** Automatically stops and reverses if an obstruction is detected.
- **Smart Control Panel:** Features an LED display and four programmable memory presets.
- **Durable Desktop:** 2.5 cm thick desktop with rounded corners for safety and comfort.



Image: The FlexiSpot E1 Pro Dual-Motor Standing Desk in a modern home office environment.



POWERFUL DUAL MOTORS

Stable, Quiet, and Efficient

Max Load:	Speed:
100kg	25mm/s
Energy Consumption:	Low Noise:
< 0.5W	< 50dB

Image: Detailed desk dimensions and key performance specifications.



QUIET FOR EVERYDAY FAMILY LIFE

Low Noise Level: **<50dB**

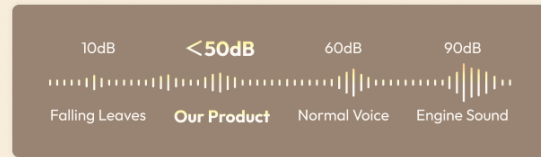
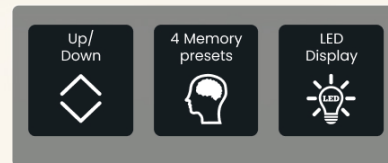


Image: Illustration highlighting the powerful dual motors and their performance metrics.



SMART CONTROL PANEL

Your Desk, Your Way – Effortless Adjustment



New Version: Controller with Matte Finish
Clear Design and Subtle Details for a Premium Experience

Image: Visual comparison demonstrating the seamless quality of the one-piece desktop.

4. SETUP AND ASSEMBLY

Your FlexiSpot E1 Pro desk is designed for easy assembly. It typically ships in two separate packages: one for the desktop and one for the desk frame. We recommend two people for assembly, which usually takes between 30 to 45 minutes. A clear step-by-step instruction manual is included in every box.

Assembly Tips:

- Unpack all components and verify against the parts list in the included manual.
- Assemble the frame first, ensuring all screws are tightened securely.
- Carefully attach the desktop to the assembled frame.
- Connect the control panel and power supply according to the diagrams.



Image: The desk is delivered in two distinct packages for the desktop and frame.

Optional Accessories:

To enhance your workspace, consider using optional accessories such as under-desk cable management trays, side hooks for headphones or bags, and adhesive cable clips to keep your area tidy. The desk frame can also be fitted with wheels (e.g., FlexiSpot W1) for increased mobility.

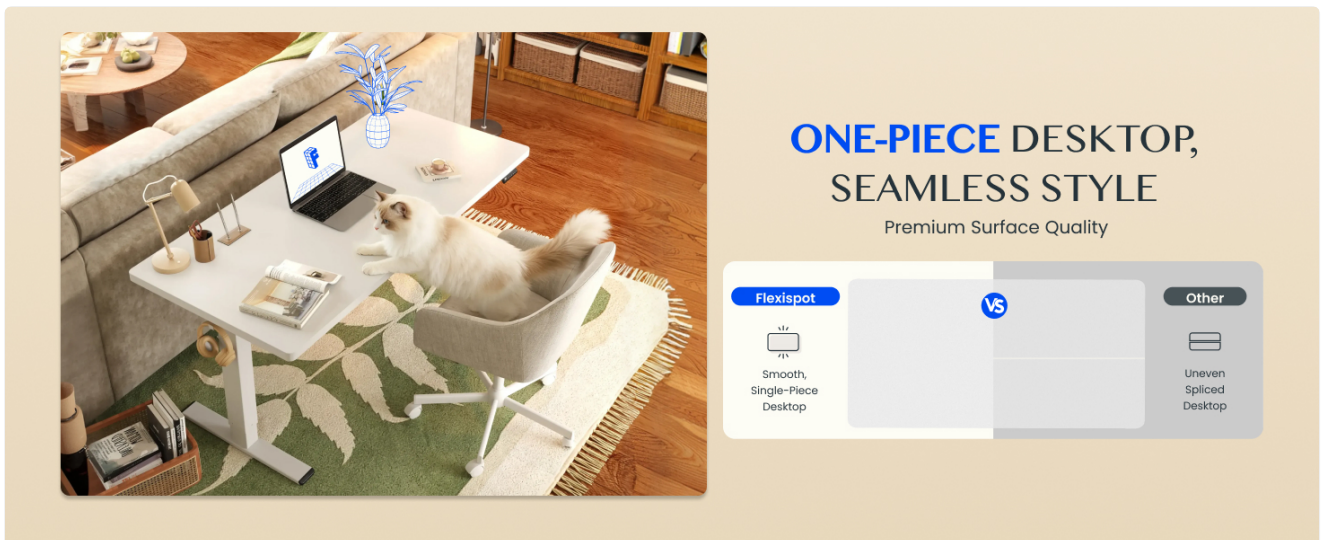


Image: Examples of simple desk helpers for organization and mobility.

5. OPERATING INSTRUCTIONS

Control Panel:

The desk is equipped with a smart control panel featuring an LED display, Up/Down buttons, and four memory preset buttons for effortless height adjustment.



Image: The smart control panel with its intuitive buttons and LED display.

Height Adjustment:

- Press the **Up** or **Down** arrow buttons to adjust the desk height manually. The LED display will show the current height.
- Release the button when the desired height is reached.

Setting Memory Presets:

You can save up to four preferred desk heights for quick recall:

1. Adjust the desk to your desired height using the Up/Down buttons.
2. Press the **M** button (or similar memory button, if applicable, refer to your specific control panel diagram).
3. Immediately press one of the numbered memory buttons (**1, 2, 3, or 4**) to save the current height to that preset. The LED display may flash to confirm.
4. To recall a saved height, simply press the corresponding numbered memory button. The desk will automatically move to the saved position.

Anti-Collision System:

The desk is equipped with an anti-collision system for safety. If the desk encounters an obstruction during height adjustment, it will automatically stop and reverse slightly to prevent damage or injury.

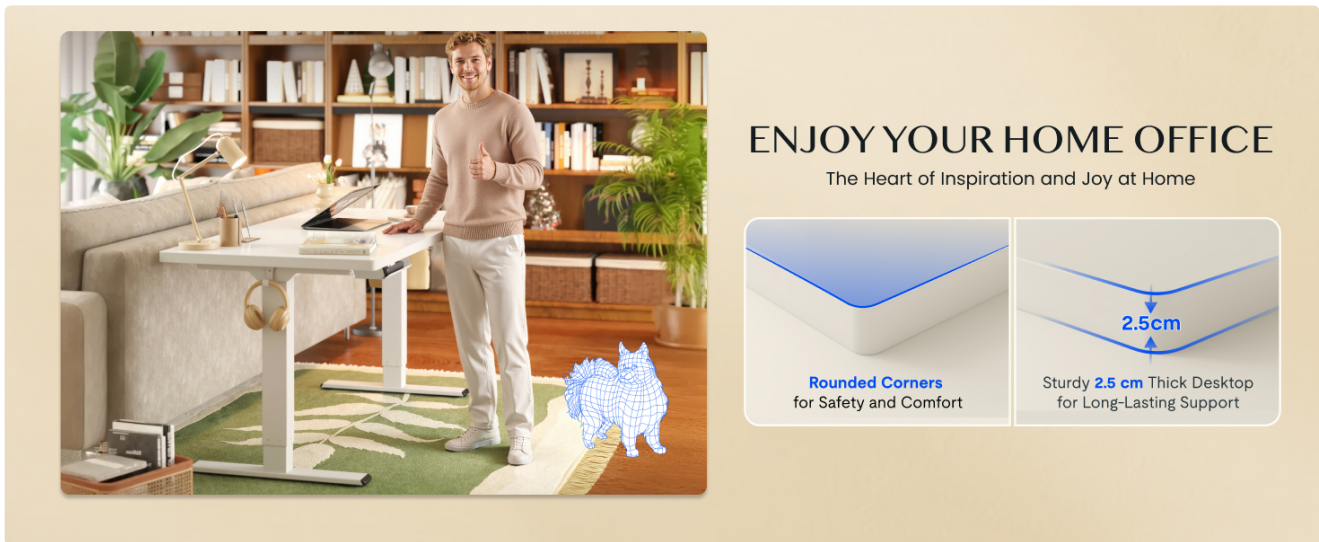


Image: The anti-collision safety feature ensures the desk stops if an obstacle is detected.

6. MAINTENANCE

Regular maintenance ensures the longevity and optimal performance of your FlexiSpot E1 Pro desk.

- **Cleaning:** Wipe the desktop and frame with a soft, damp cloth. Avoid abrasive cleaners or harsh chemicals.
- **Cable Management:** Periodically check and organize cables to prevent tangles and damage.
- **Connections:** Ensure all electrical connections are secure and free from damage.
- **Inspection:** Regularly inspect the desk for any loose screws or signs of wear. Tighten as necessary.

7. TROUBLESHOOTING

If you encounter issues with your desk, refer to the following common troubleshooting steps:

- **Desk not moving:** Check if the power cable is securely plugged into both the desk and the wall outlet. Ensure the control panel is properly connected.
- **Error code on display:** Refer to the detailed troubleshooting section in the separate assembly manual for specific error codes and their solutions. Often, a simple reset (unplugging for 10 seconds and plugging back in) can resolve minor issues.
- **Uneven movement:** Ensure the desk is not overloaded and that weight is distributed evenly. Perform a reset if

necessary.

- **Anti-collision system too sensitive/not working:** Check for any obstructions. If the issue persists, consult the detailed manual or contact customer support.

If these steps do not resolve the issue, please contact FlexiSpot customer support for assistance.

8. SPECIFICATIONS

Brand	FlexiSpot
Model Number	E1B-PRO+PR1208
UPC	840521537100
Desk Design	Standing Desk (T-Shape)
Desktop Dimensions	120 x 80 cm
Height Adjustment Range	70 - 119 cm
Maximum Load Capacity	100 kg (Dynamic), 120 kg (Static)
Maximum Adjustment Speed	25 mm/s
Noise Level	< 50 dB
Motors	Dual Motors
Control Panel	Smart Panel with 4 Memory Presets, LED Display
Anti-Collision System	Yes
Desktop Thickness	2.5 cm
Assembly Required	Yes
Item Weight	20 kg (frame only, desktop weight varies)

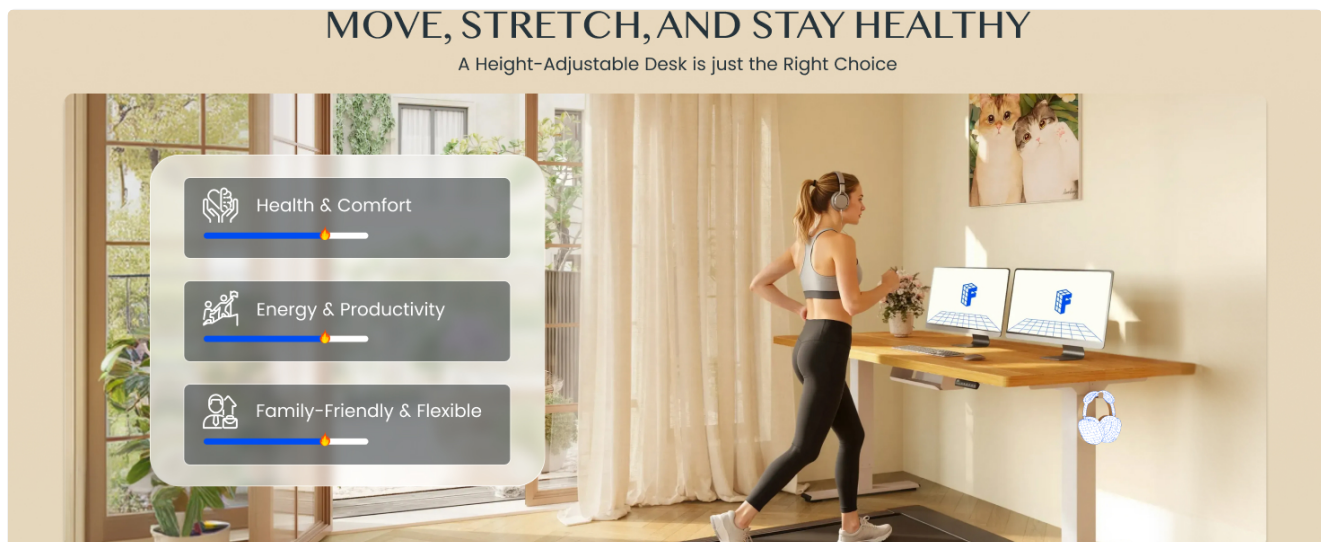


Image: Visual representation of the desk's low noise level during operation.

9. WARRANTY AND SUPPORT

Warranty Information:

FlexiSpot stands by the quality of its products. The E1 Pro Electric Standing Desk comes with the following warranty:

- **5-Year Warranty:** Applies to the desk frame, motors, and other mechanical parts.
- **2-Year Warranty:** Applies to the controller, switch, and electronic components.

This warranty covers defects in materials and workmanship under normal use. Please retain your proof of purchase for warranty claims.

Customer Support:

For technical support, warranty claims, or any questions regarding your FlexiSpot E1 Pro desk, please contact FlexiSpot customer service. Our team is available to provide assistance and ensure your satisfaction.

You can typically find contact information on the official FlexiSpot website or through your purchase platform.

<p>Q Why Choose FlexiSpot Over Other Brands?</p> <p>With years of ergonomic expertise, FlexiSpot delivers high-quality, durable, and user-friendly designs that stand out for comfort and reliability.</p>	<p>Q Do I Need to Assemble the Desk Myself?</p> <p>Our desks are designed for easy assembly. We recommend two people for the job, and it typically takes 30-45 minutes. A clear step-by-step instruction manual is included in every box.</p>
<p>Q How Can a Height-Adjustable Desk Improve Comfort and Posture?</p> <p>Save your ideal heights with memory presets. Keep your screen at eye level with a monitor arm. Stand comfortably with an anti-fatigue mat. Sit with relaxed arms and your screen an arm's length away.</p>	<p>Q Is Additional Equipment Available?</p> <p>Yes, we offer a full range of accessories to complete your setup: Monitor arms – for healthier posture and improved screen positioning Cable management systems – to keep your workspace tidy Anti-fatigue mats – to improve comfort when standing Plus: mobile storage drawers, CPU holders, and more.</p>
<p>Q How Is Delivery Handled?</p> <p>Fast dispatch within 2-5 working days from our EU warehouse. Depending on the model, your order may arrive in one or two securely packed boxes (frame and desktop). You'll receive a tracking email as soon as your order is on the way.</p>	<p>Q What Warranty Does FlexiSpot Provide?</p> <p>Our desks come with a 3- to 7-year warranty, depending on the model. We're confident in the durability of our products and provide quick repair or replacement support if needed. Technical support is always free and available throughout the life of the product.</p>
<p>Q Can I Return the Desk If It Doesn't Suit Me?</p> <p>Yes – you have 30 days to return it for free. Our customer service team will assist you every step of the way.</p>	<p>Q Is the Desk Suitable for Both Home and Office Use?</p> <p>Absolutely. Whether you're working from home or furnishing a shared office, FlexiSpot desks offer excellent load capacity, smooth and quiet movement, and clean, modern design—perfect for any environment.</p>

Image: Common questions and answers regarding FlexiSpot products, including warranty details.