

[Manuals.plus](#) /

› [Samsung](#) /

› Samsung Galaxy S26 Ultra 5G User Manual

Samsung Galaxy S26 Ultra

Samsung Galaxy S26 Ultra 5G User Manual

Model: Galaxy S26 Ultra

1. INTRODUCTION

This manual provides essential information for setting up, operating, and maintaining your Samsung Galaxy S26 Ultra 5G smartphone. Please read this manual carefully to ensure proper use and to maximize the device's capabilities.



Figure 1: Samsung Galaxy S26 Ultra 5G in White with S Pen.

2. SETUP

2.1 What's in the Box

Verify that your product package contains the following items:

- Samsung Galaxy S26 Ultra 5G Smartphone
- Data Cable (Type C to C)
- SIM Ejection Pin
- Quick Start Guide
- S Pen

Largest service network in smartphones*




3300+
Service
Touchpoints
24x7 Support


Galaxy S26 Series
Galaxy AI ✨

*T&C apply.

Figure 2: Included items in the product package.

2.2 Inserting the SIM Card

1. Locate the SIM card tray on the side of your device.
2. Insert the SIM ejection pin into the small hole next to the tray to open it.
3. Place your Nano-SIM card(s) into the tray with the gold contacts facing down. This device supports Dual SIM.
4. Gently push the tray back into the slot until it clicks into place.

2.3 Initial Power On and Setup

Press and hold the Power button until the Samsung logo appears. Follow the on-screen instructions to complete the initial setup, including language selection, Wi-Fi connection, Google account login, and security settings.

3. OPERATING YOUR DEVICE

3.1 Privacy Display

The Galaxy S26 Ultra features a built-in Privacy Display, designed to protect your screen content from prying eyes in public places. When activated, the screen's pixels dynamically adjust to limit the viewing angle, making the display visible only when viewed straight on, while appearing dimmed from the sides.

- **Activation:** Customize settings to activate Privacy Display for specific apps or notifications.
- **Customization:** Adjust the level of privacy and viewing angles in the display settings.

The world's first Privacy Display on mobile

Built-in privacy screen. For your eyes only

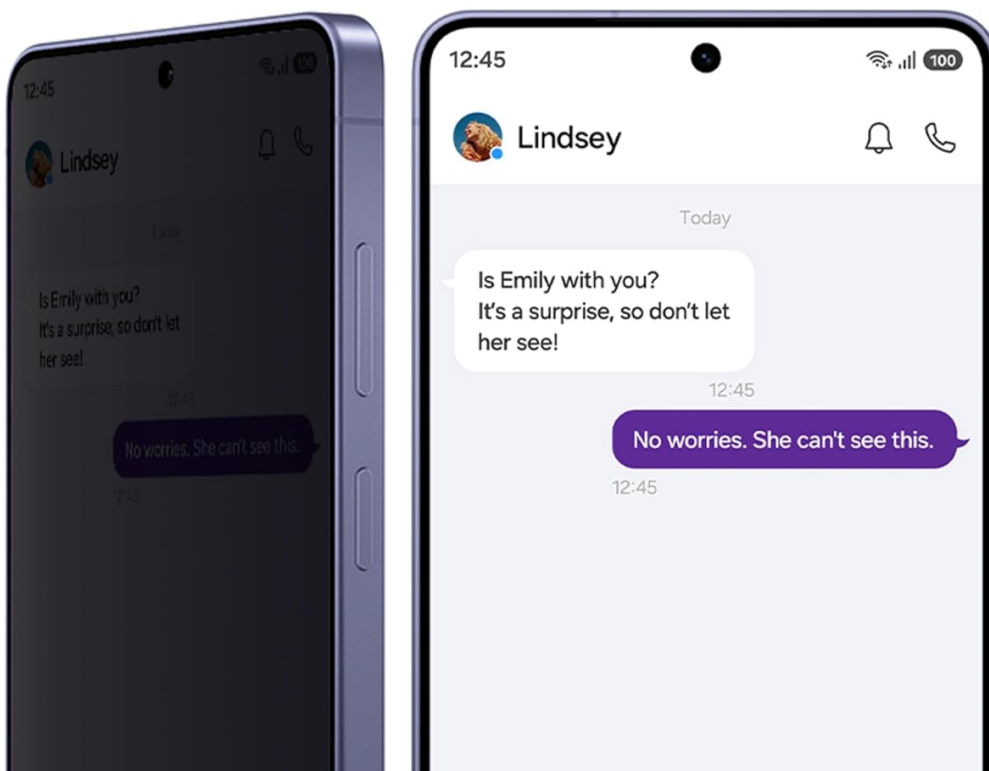


Figure 3: Privacy Display in action, showing restricted viewing from the side.

3.2 AI Features

Experience enhanced functionality with the integrated Galaxy AI features:

- **Photo Assist:** Utilize AI to easily edit your photos with simple prompts, enhancing clarity and details.
- **Creative Studio:** Generate personalized stickers from your photos with a simple tap.
- **Now Nudge:** Receive intelligent, real-time suggestions based on your screen content, simplifying tasks.
- **Finder:** Quickly search for information on your device, including flight details or notes, directly from the home screen.

Photo Assist ✨

Studio-level edits. Built in



Figure 4: Photo Assist feature for image editing.

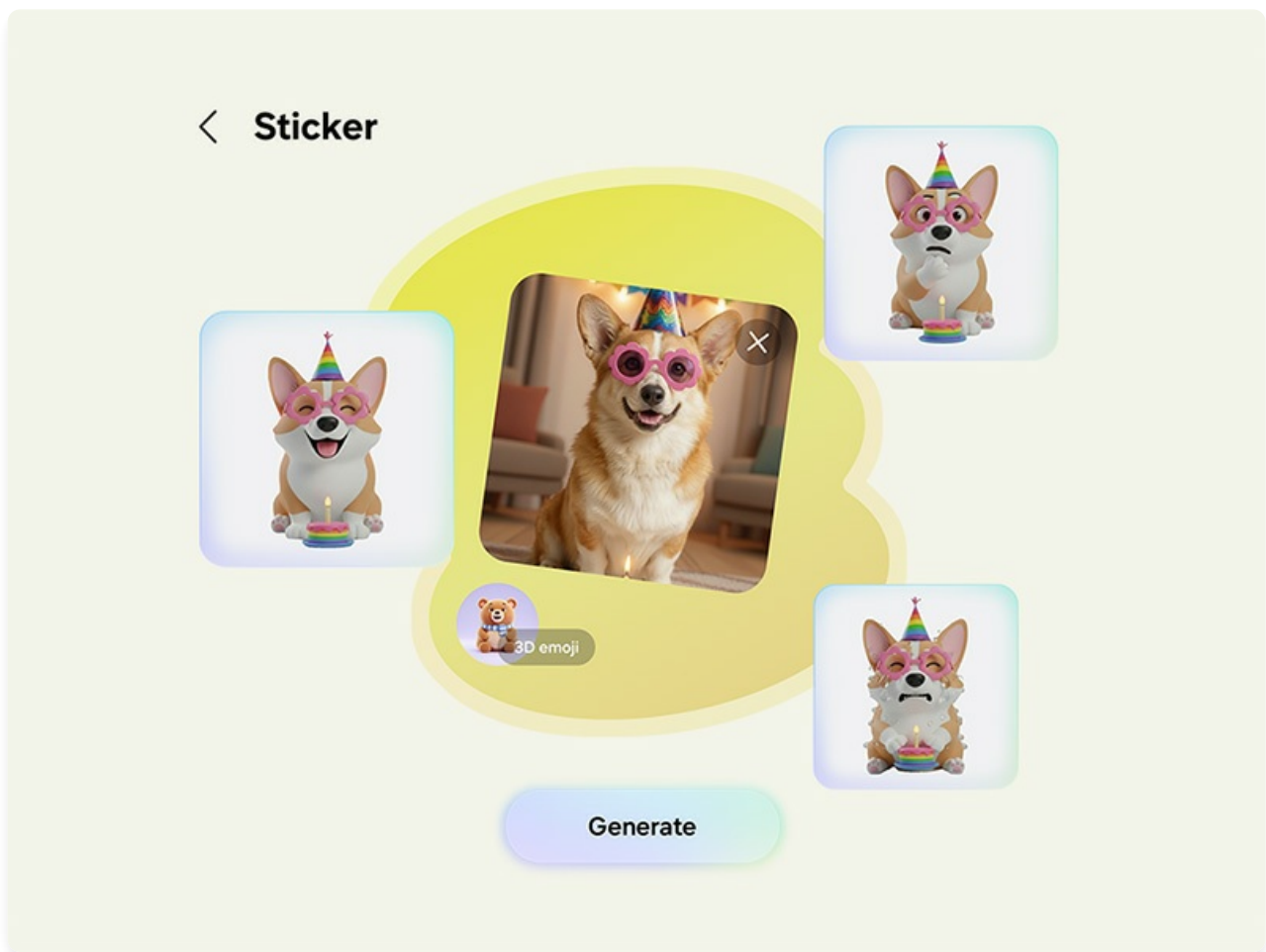


Figure 5: Generating stickers using Creative Studio.

3.3 Camera System

The Galaxy S26 Ultra features an advanced camera system for high-quality photography and videography:

- **200MP High Resolution Camera:** Capture bright and detailed photos and videos, even in challenging lighting conditions, with enhanced noise reduction.
- **Nightography:** Optimized for low-light environments, ensuring clear and vibrant night shots.
- **Space Zoom:** Utilize 100x AI-powered Space Zoom for capturing distant subjects with clarity.
- **ProVisual Engine:** Enhances image processing for improved color depth and clarity.

Our best camera with ProVisual Engine

12 MP

F2.2
Selfie Camera

50 MP

F1.9
Ultra Wide

200 MP

F1.4
Wide 2x Optical
Quality Zoom

50 MP


F2.9
Telephoto 5x
Optical Zoom
& 10x Optical
Quality Zoom

10 MP

F2.4
Telephoto
3x Optical Zoom



Customized processor for Galaxy



NPU

39%

faster AI
performance

GPU

24%

improved
graphics

CPU

19%

faster
processing

Compared to Galaxy S25 Ultra

Ultra-fast charge. Ultra-long lasting



5000 mAh

31 hrs
of video playback

75%
charge in around 30 mins

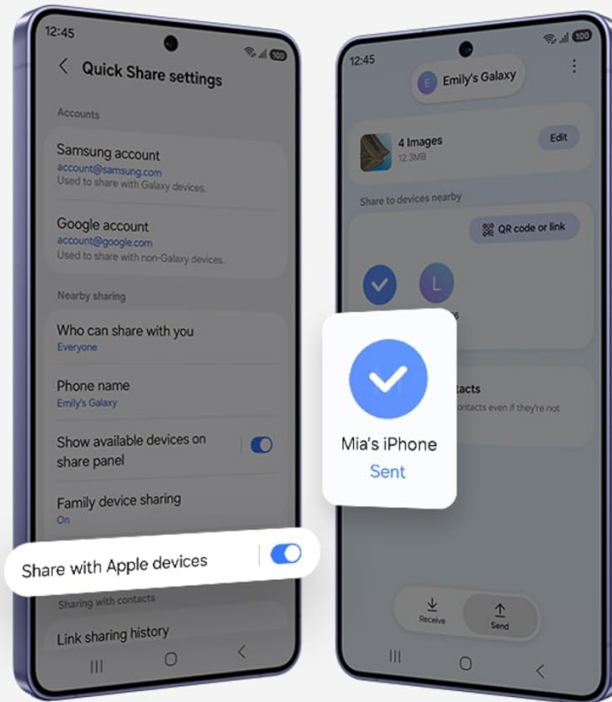
Figure 6: Overview of the Galaxy S26 Ultra camera system.

3.4 Quick Share

Quick Share allows for easy and fast sharing of files with other Galaxy devices and compatible Android and Apple devices. Access Quick Share from the share panel to send photos, videos, and documents wirelessly.

Quick Share. Now open to AirDrop®

Galaxy S26 Ultra



Quick Share feature between Galaxy devices available with the following OS: smartphones and tablets with Android OS version 10.0 (Q) and One UI 2.1 or above, Galaxy Books released in 2020 or later. Requires Samsung Account and Wi-Fi and Bluetooth connection. To share with Apple devices, a Galaxy device with Quick Share app version 13.8.51.27 or later and Google Play services version 26.11.xx or later is required. As of March 2026, "Share with Apple devices" is supported only on Galaxy S26 Series and will be expanded to select flagship models in the future. Availability subject to change. Compatibility supported only by Google. Compatible devices required. Must be within Bluetooth distance. AirDrop® is a registered trademark of Apple Inc. Your phone may temporarily disconnect from Wi-Fi networks when searching for or sharing with Apple devices.

Figure 7: Quick Share interface for sharing files.

3.5 Performance

The Galaxy S26 Ultra is powered by the Snapdragon 8 Elite Gen 5 processor, customized for Galaxy devices, ensuring smooth performance for demanding applications and games. A newly designed Vapor Chamber efficiently dissipates heat, maintaining optimal performance during extended use.

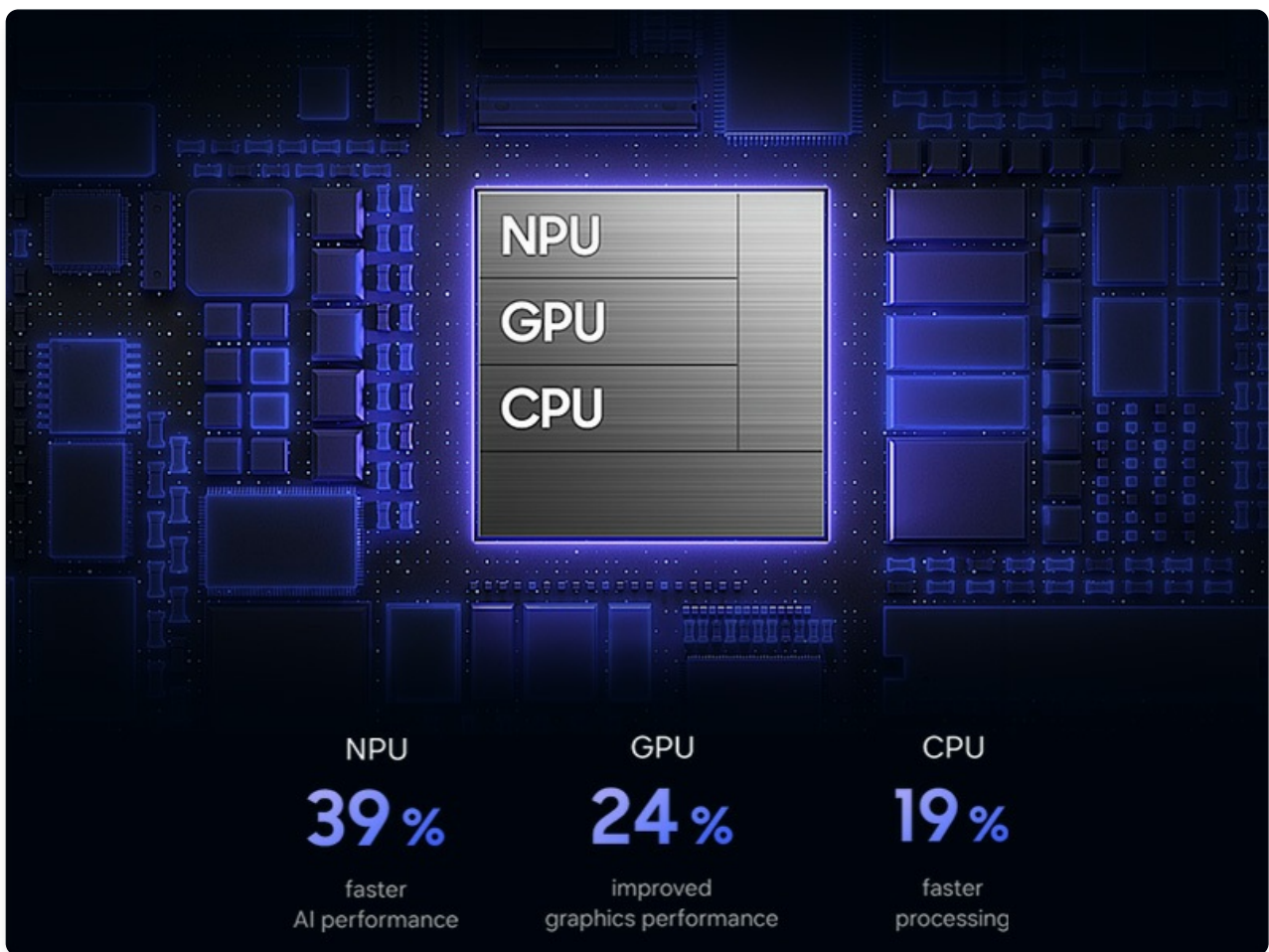


Figure 8: Customized processor architecture for enhanced performance.

4. MAINTENANCE

4.1 Charging

The Galaxy S26 Ultra supports Super Fast Charging 3.0 (up to 60W) and Super Fast Wireless Charging (up to 25W). Use only Samsung-approved chargers and cables to prevent damage to your device.

- A typical charge can reach up to 75% in approximately 30 minutes with a compatible 60W charger.
- The 5000mAh battery provides up to 31 hours of video playback on a full charge.

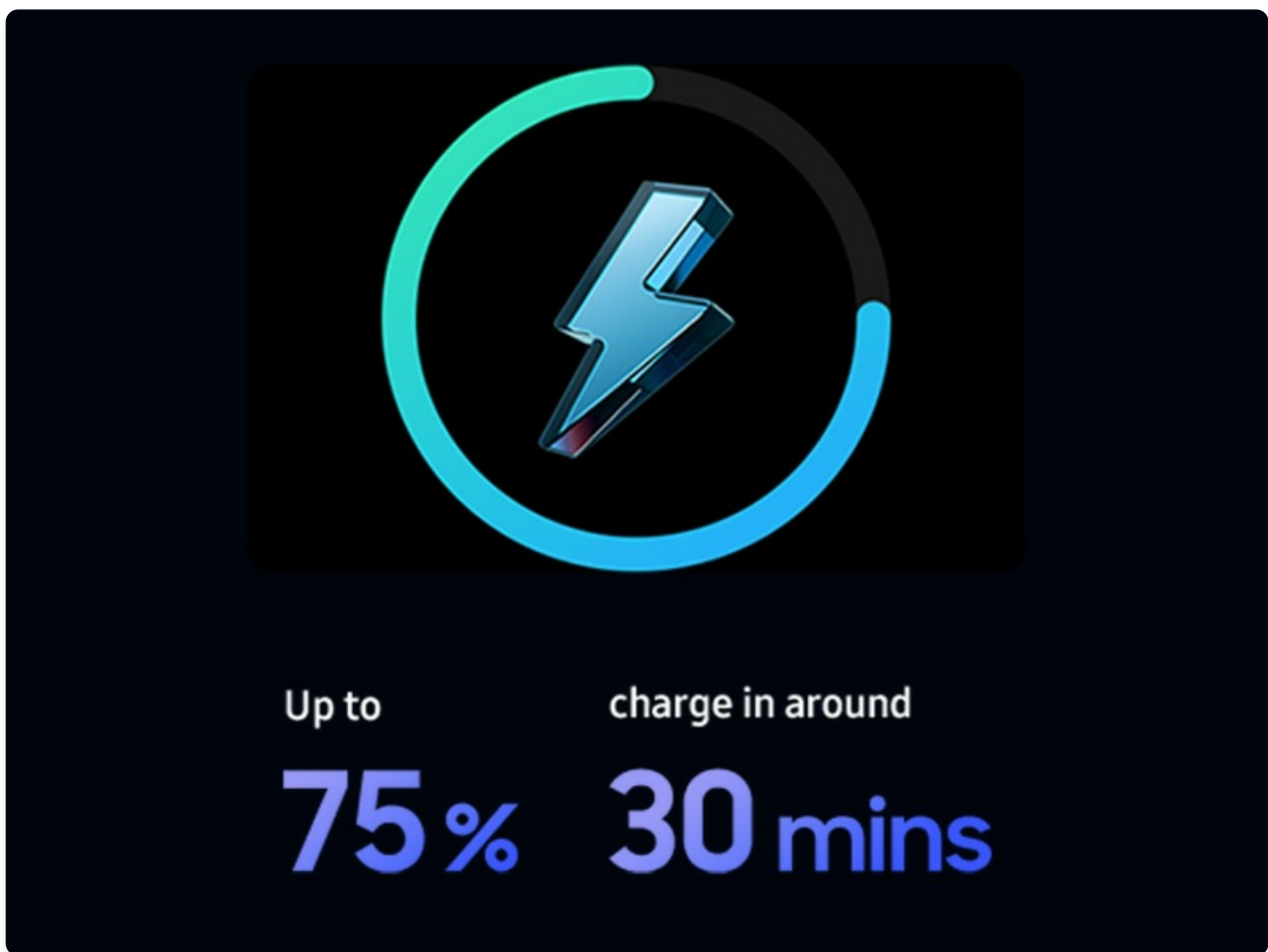


Figure 9: Super Fast Charging capability.

4.2 Water Resistance

Your Galaxy S26 Ultra is water resistant. However, avoid exposing the device to high-pressure water, water at high temperatures, or submersion beyond recommended depths and durations. Always ensure the SIM tray is properly closed to maintain water resistance.

4.3 Cleaning Your Device

To clean your device, gently wipe it with a soft, lint-free cloth. Avoid using harsh chemicals or abrasive materials that could damage the screen or finish.

5. TROUBLESHOOTING

If you encounter issues with your device, try the following basic troubleshooting steps:

- **Restart the device:** A simple restart can resolve many minor software glitches.
- **Check for software updates:** Ensure your device is running the latest software version. Go to *Settings > Software update*.
- **Clear app cache:** If a specific app is causing issues, try clearing its cache in *Settings > Apps > [App Name] > Storage > Clear cache*.
- **Factory reset:** As a last resort, you may perform a factory data reset. **Warning:** This will erase all data on your device. Back up important data before proceeding.

For more complex issues, refer to the official Samsung support website or contact customer service.

6. SPECIFICATIONS

Feature	Specification
Brand	Samsung
Model	Galaxy S26 Ultra
Operating System	Android 16
RAM	12 GB
Internal Storage	256 GB
CPU Model	Snapdragon 8 Elite Gen 5
CPU Speed	4.74 GHz
Colour	White
SIM Card Slot Count	Dual SIM
Connector Type	USB Type C
Biometric Security	Fingerprint Recognition
Human Interface Types	Touchscreen with Stylus Support
Water Resistance Level	Water Resistant
Product Features	Always On Display, Built-In GPS, Fast Charging Support, Stereo Speakers, Water Resistant
Front Camera Resolution	12 MP
Rear Camera Resolution	10 MP, 200 MP, 50 MP, 50 MP (Quad Camera)
Battery Capacity	5000 Milliamp Hours
Item Weight	214 Grams
Item Dimensions	8 x 78 x 164 Millimeters
Screen Size	6.9 Inches
Resolution	3120 x 1440
Refresh Rate	120 Hz

Feature	Specification
Display Type	AMOLED
Cellular Technology	5G
Video Capture Resolution	4K, 8K

7. WARRANTY AND SUPPORT

7.1 Warranty Information

Your Samsung Galaxy S26 Ultra 5G comes with a **1 Year Manufacturer Warranty** for the device and **6 Months Warranty** for in-box accessories from the date of purchase.

7.2 Security and Software

The device is protected by **Samsung Knox security**, offering defense-grade multi-layered protection for your data. The user interface is powered by **One UI 8.5**, providing a personalized and intuitive experience.



Figure 10: Samsung Knox security logo, representing device protection.

7.3 Customer Support

For further assistance, technical support, or warranty claims, please contact Samsung customer service:

- **Manufacturer:** Samsung India Electronics Pvt Ltd
- **Address:** 6th Floor, DLF Centre, Sansad Marg, New Delhi - 110001, India
- **Email:** support.india@samsung.com