

## Ulefone RugKing 5 Pro

# Ulefone RugKing 5 Pro Rugged Smartphone Instruction Manual

**Brand:** Ulefone | **Model:** RugKing 5 Pro

## 1. INTRODUCTION

---

The Ulefone RugKing 5 Pro is a rugged smartphone designed for durability and high performance in challenging environments. Featuring a massive 20000mAh battery, advanced camera system, and military-grade protection, this device is built to withstand extreme conditions while providing a seamless user experience. This manual provides essential information for setting up, operating, maintaining, and troubleshooting your device.

Your browser does not support the video tag.

*Video: Ulefone RugKing 5 Pro Product Overview. This video provides a general overview of the smartphone's features and design.*

## 2. WHAT'S IN THE BOX

---

Upon unboxing your Ulefone RugKing 5 Pro, you should find the following items:

- AC Power Charger (100~240V)
- Type-C to Type-C Data Cable (100cm)
- Screen Protector
- Pry Opener
- Lanyard



*Image: The Ulefone RugKing 5 Pro and its included accessories laid out. This image displays the smartphone, AC power charger, Type-C data cable, screen protector, pry opener, and lanyard.*

Your browser does not support the video tag.

*Video: Ulefone RugKing 5 Pro Unboxing Video. This video demonstrates the unboxing process and shows all items included in the package.*

## 3. SETUP

### 3.1. SIM Card & MicroSD Installation

To install your SIM card(s) and/or MicroSD card:

1. Locate the SIM card tray on the left side of the device.
2. Use the provided pry opener to gently open the waterproof flap covering the tray.
3. Carefully pull out the SIM tray.
4. Place your Nano SIM card(s) and/or MicroSD card into the designated slots on the tray.
5. Ensure the cards are correctly oriented and securely seated.
6. Gently push the tray back into the device until it is flush with the side.
7. Close the waterproof flap firmly to maintain water and dust resistance.

### 3.2. Initial Power On & Basic Setup

To power on your device for the first time:

1. Press and hold the Power button (usually on the right side) until the Ulefone logo appears.
2. Follow the on-screen prompts to select your language, connect to a Wi-Fi network, and agree to the terms and conditions.
3. You will be guided through setting up your Google account and other initial preferences.

### 3.3. Fingerprint & Face Unlock Setup

For enhanced security, set up fingerprint and face unlock:

1. Navigate to **Settings > Security & privacy > Device unlock**.
2. Select **Fingerprint Unlock** and follow the on-screen instructions to register your fingerprint. You will need to lift and touch your finger multiple times to capture different parts of your print.
3. Select **Face Unlock** and follow the prompts to register your face. Ensure you are in a well-lit area.

## 4. OPERATING YOUR DEVICE

### 4.1. Battery & Charging

The RugKing 5 Pro features a massive 20000mAh battery for extended usage and supports 33W fast charging. It also offers OTG (On-The-Go) reverse charging, allowing you to use your phone as a power bank for other devices.

- **Charging:** Connect the provided Type-C cable and AC charger to your phone and a power outlet. The 33W fast charging ensures quick replenishment.
- **Reverse Charging:** Use a Type-C to Type-C data cable (or appropriate adapter) to connect your RugKing 5 Pro to another device. The phone will then act as a power bank.




*Image: An illustration highlighting the 20000mAh battery capacity, 33W fast charging, and OTG reverse charging capabilities of the Ulefone RugKing 5 Pro.*

### 4.2. Display Features

Experience visuals on a 6.78-inch FHD+ display protected by Corning Gorilla Glass. With a maximum brightness of 910 nits, the screen remains visible even in direct sunlight. The innovative Water-Lock Mode disables touchscreen input when submerged or wet, preventing accidental touches.

- **Water-Lock Mode:** This mode can be activated from the quick settings panel. It locks the touchscreen to prevent unintended actions when the phone is wet or underwater.



*Image: A visual representation of the Ulefone RugKing 5 Pro's 6.78-inch FHD+ display, emphasizing its brightness, resolution, and Corning Gorilla Glass protection.*

## Various Camera Modes

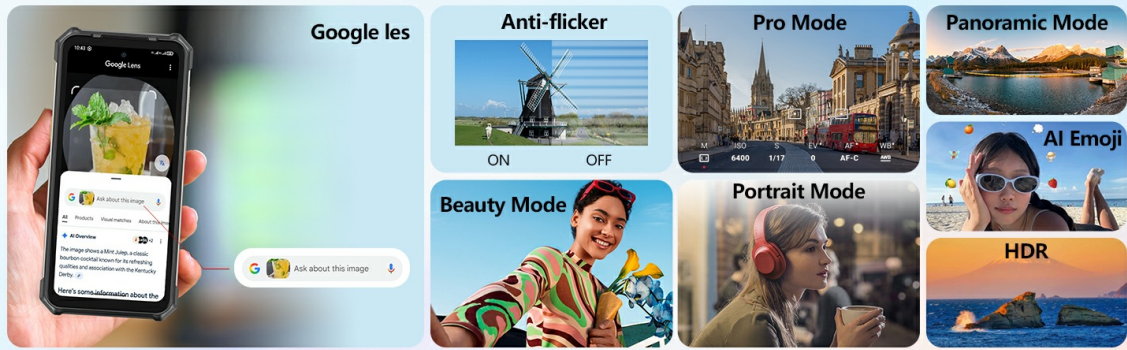


Image: The Water-Lock Mode feature of the Ulefone RugKing 5 Pro, illustrating its function in wet conditions to prevent accidental touchscreen inputs.

### 4.3. Camera System

The RugKing 5 Pro is equipped with a versatile camera setup:

- **64MP Main Camera:** For high-resolution photos with incredible detail.
- **20MP Night Vision Camera:** Paired with two infrared LEDs, this camera allows for clear visuals in complete darkness.
- **16MP Front Camera:** Ideal for selfies and video calls.

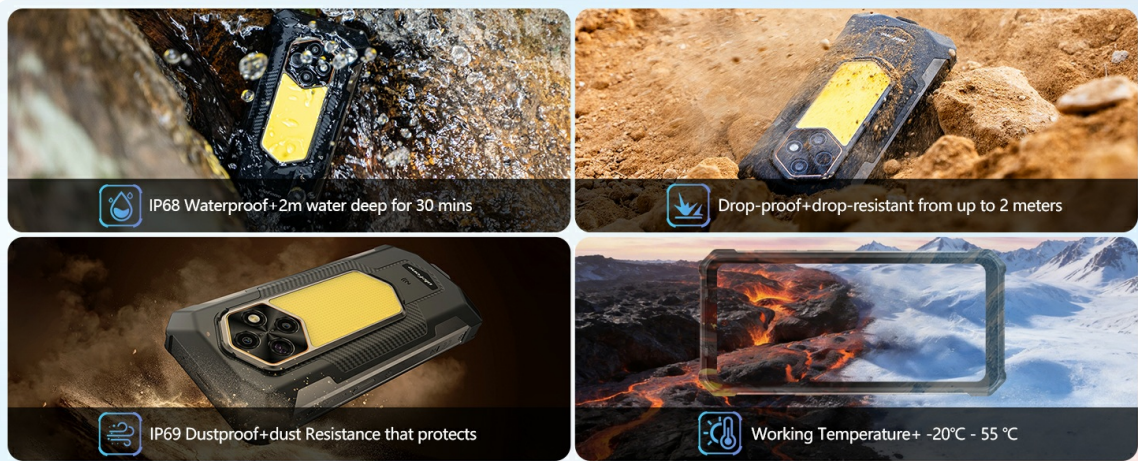


Image: A detailed view of the Ulefone RugKing 5 Pro's camera module, highlighting the 64MP main camera, 20MP night vision camera with IR LEDs, and the 16MP front camera.



Image: The 20MP Night Vision Camera of the Ulefone RugKing 5 Pro in action, demonstrating its ability to capture

clear images in low-light or dark conditions using infrared LEDs.

#### 4.4. Versatile LED Light

The RugKing 5 Pro features a powerful built-in LED light with 1202 LEDs, delivering 976 lumens of brightness. It offers multiple lighting modes for various situations:

- **Lighting Mode:** Standard illumination.
- **Sharp Light Mode:** Focused, brighter beam.
- **SOS Mode:** Flashes an SOS signal.
- **AlwaysLighting Mode:** Provides continuous, ambient light.

The LED light can be activated and controlled via a dedicated custom key on the side of the phone or through the 'Camping Light' app.

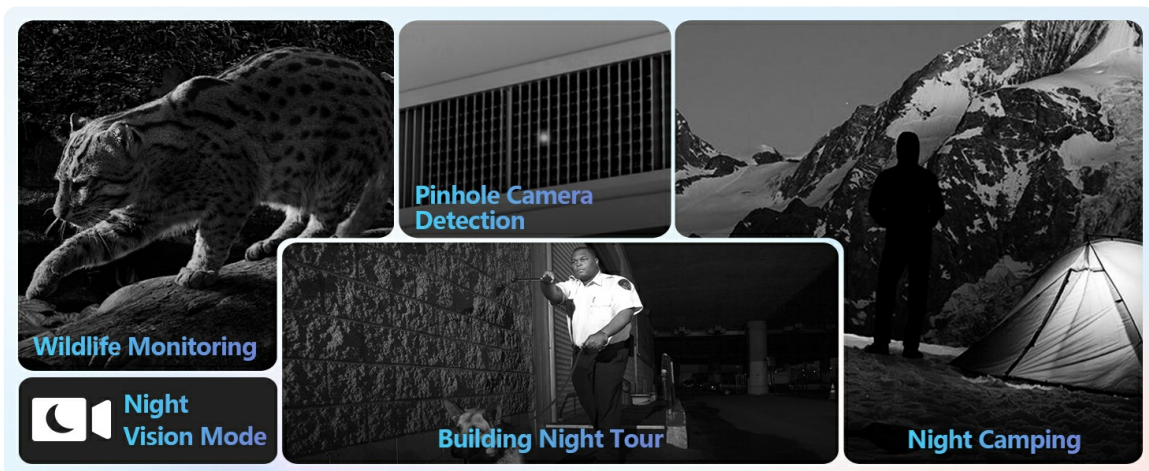


Image: The Ulefone RugKing 5 Pro's versatile LED light, showcasing its brightness and utility for outdoor activities like camping.

#### 4.5. AI Assistant

The smartphone integrates with various AI platforms, including Google Gemini, ChatGPT, and Grok, offering intelligent features:

- **AI Recorder:** Instantly record audio and generate transcripts and summaries.
- **AI Writer:** Optimize messages with writing tools and auto-correction.
- **AI Search:** Highlight items or text on the screen for instant search results.

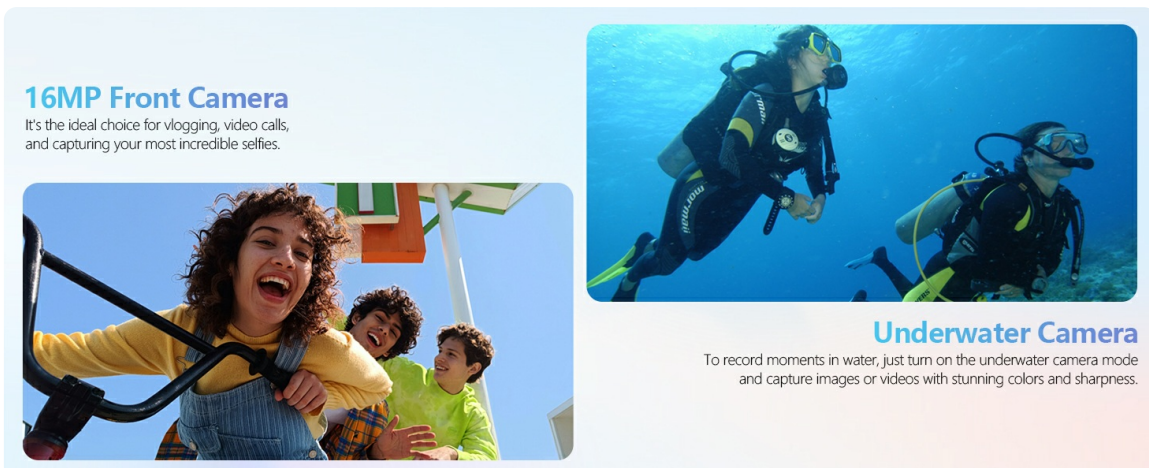
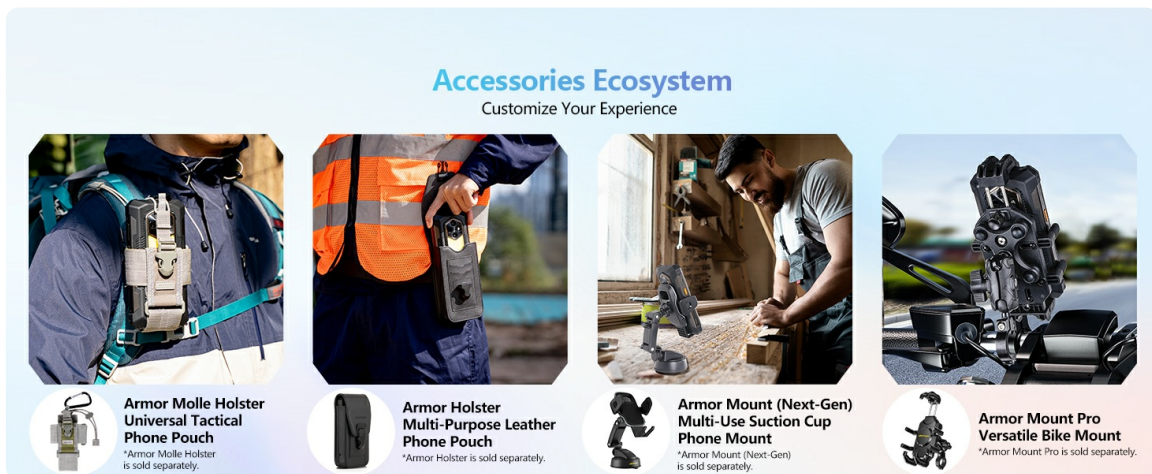


Image: An illustration of the Ulefone RugKing 5 Pro's integrated AI features, including Google Gemini, AI Recorder, AI Writer, and AI Search.

## 4.6. Connectivity & Other Functions

The RugKing 5 Pro offers a range of additional functionalities:

- **Widevine L1:** Enjoy high-definition streaming on platforms like Netflix, Hulu, and Prime Video.
- **Dual 4G:** Supports dual 4G connectivity for reliable network access.
- **NFC:** For contactless payments and data transfer.
- **Headset-Free FM Radio:** Listen to FM radio without needing a headset.
- **Custom Key:** A programmable button for quick access to preferred functions.
- **Outdoor Toolbox:** A suite of utility apps for outdoor adventures.
- **3-Card Slot:** Accommodates two SIM cards and one MicroSD card simultaneously.
- **Navigation:** Supports GPS, GLONASS, Beidou, and Galileo for accurate positioning.



*Image: An overview of the Ulefone RugKing 5 Pro's additional features, such as the 3-card slot, biometric security, Widevine L1 certification, NFC, custom key, outdoor toolbox, and multi-system GPS.*

## 5. MAINTENANCE

### 5.1. Ruggedness & Durability

The Ulefone RugKing 5 Pro is built to military-grade standards (MIL-STD-810H) and boasts IP68/IP69K ratings, ensuring resistance against water, dust, and drops. This makes it suitable for construction sites, extreme sports, and outdoor adventures.

- **Water Resistance:** Can withstand submersion in water up to 1.5 meters for 30 minutes. Ensure all port covers are securely closed before exposure to water.
- **Dust Resistance:** Fully protected against dust ingress.
- **Drop Resistance:** Designed to survive drops from up to 1.5 meters.

## 6.78 inch FHD+ Display Corning Gorilla Glass



**1080x2460**  
Screen Resolution



**910nits**  
Max Brightness



**396 PPI**  
Pixel Density



*Image: The Ulefone RugKing 5 Pro demonstrating its IP68/IP69K and MIL-STD-810H certifications, showcasing its resistance to water, drops, and dust in various outdoor scenarios.*

## 5.2. Cleaning

To maintain your device's performance and appearance:

- Wipe the screen and body with a soft, damp cloth.
- Avoid using harsh chemicals or abrasive materials.
- Ensure all port covers are closed before cleaning with water.

## 6. TROUBLESHOOTING

---

If you encounter any issues with your Ulefone RugKing 5 Pro, consider the following basic troubleshooting steps:

- **Device Freezing/Unresponsive:** Press and hold the Power button for about 10-15 seconds to force a restart.
- **Battery Drain:** Check background app usage in **Settings > Battery**. Reduce screen brightness and disable unnecessary features like GPS or Wi-Fi when not in use.
- **Network Issues:** Ensure your SIM card is properly inserted. Try toggling Airplane Mode on and off. If issues persist, contact your wireless carrier.
- **Water-Lock Mode Not Disengaging:** If the screen remains locked after being wet, ensure the phone is completely dry. You may need to manually disable the mode from quick settings or restart the device.

## 7. SPECIFICATIONS

---

Feature	Detail
Brand	Ulefone
Operating System	Android 16
RAM Memory Installed Size	16 GB
Memory Storage Capacity	256 GB (expandable up to 2TB via SD card)
Screen Size	6.78 Inches
Display Resolution Maximum	1080 x 2460 FHD+ Pixels
Max Brightness	910 nits
Rear Facing Camera Photo Sensor Resolution	64 MP (Main) + 20 MP (Night Vision)
Front Photo Sensor Resolution	16 MP
Battery Capacity	20000 Milliamp Hours
Charging	33W Fast Charge, OTG Reverse Charging
Water Resistance Level	IP68/IP69K
Durability Standard	MIL-STD-810H
Versatile LED Light	976 lumens, 1202 LEDs
Connectivity	Dual 4G, NFC, GPS + GLONASS + Beidou + Galileo
Biometric Security	Face Recognition, Fingerprint Recognition
Item Weight	629 Grams
Item Dimensions	7.05 x 3.35 x 1.04 inches

## 8. WARRANTY & SUPPORT

Ulefone provides a **12-month manufacturer warranty service** in the US for the RugKing 5 Pro. For any questions about the product, technical assistance, or warranty claims, please contact Ulefone customer support.

You can find more information and support resources on the official Ulefone website or through their Amazon store page:

- [Ulefone Amazon Store](#)