

[Manuals.plus](#) /

> [UNIHAND](#) /

> UNIHAND AI Smart Chips Rechargeable Hand Warmers Instruction Manual

UNIHAND AOY-768

UNIHAND AI Smart Chips Rechargeable Hand Warmers Instruction Manual

Model: AOY-768

1. OVERVIEW

The UNIHAND AI Smart Chips Rechargeable Hand Warmers provide portable and long-lasting warmth. This 2-in-1 device consists of two units that can be used together for 360-degree heating or separately. Equipped with advanced AI temperature control, these hand warmers offer three heat settings and extended battery life, making them suitable for various outdoor activities and cold environments.



Image: AI Smart Chip for Intelligent Temperature Control. This image displays a stylized AI chip with text indicating 'AI Smart Chip' and 'Intelligent Temperature Control', highlighting enhanced safety, heating efficiency, and lasting warmth.

2. WHAT'S IN THE BOX

- 2 x UNIHAND AI Smart Chips Rechargeable Hand Warmers
- 1 x USB-C Charging Cable
- 1 x User Manual



Image: Contents of the UNIHAND Hand Warmer Box. This image shows two black hand warmer units, a white USB-C charging cable, and a user manual, all neatly packaged.

3. PRODUCT FEATURES

- **2-in-1 Design:** Two units connect for compact, palm-sized 360-degree warmth, or use separately.
- **AI Smart Temperature Control:** Advanced sensor chip maintains optimal comfort with 3 precise heat settings (up to 130°F).
- **Extended Battery Life:** High-capacity rechargeable battery provides 8.5 to 20 hours of continuous heat.
- **Ergonomic & Sleek Design:** Inspired by supercar aesthetics, with a matte, anti-slip surface for enhanced grip.
- **Safety Certifications:** CE and FCC certified for safe and reliable performance.



Image: 2-in-1 Rechargeable Hand Warmer Design. This image illustrates the two hand warmer units, highlighting their ability to connect for combined use or separate for individual use, providing 360-degree heating.

Pro.Beyond. Next-gen AI Chip



Over-Voltage Protect




Over-Heating Protect



Over-Current Protect



Over-Charging Protect



Improved Heating Performance
Real-time Temperature Monitoring

Image: Three Temperature Modes for Hand Warmers. This image shows two hand warmers glowing red, with an indicator displaying three heat settings: Low (95-107.5°F), Medium (104-118.5°F), and High (118.5-130°F).

4. SETUP

1. **Initial Charge:** Before first use, fully charge both hand warmer units using the provided USB-C cable. Connect the USB-A end to a power adapter (not included) and the two USB-C ends to each hand warmer. The blue indicator lights will flash during charging and remain solid when fully charged.
2. **Separate or Connect:** The two hand warmer units can be used independently or connected together. To connect, align the units and slide them together until they click. To separate, slide them apart.

5. OPERATING INSTRUCTIONS

1. **Power On/Off:** Long press the power button (orange button) for 3 seconds to turn the hand warmer on or off. Red indicator lights will illuminate when powered on.
2. **Adjust Heat Settings:** Short press the power button once to cycle through the three heat settings: Low (1 red light), Medium (2 red lights), and High (3 red lights).
3. **Check Battery Life:** Double press the power button to check the remaining battery life. Blue indicator lights will display: 1 light (<35%), 2 lights (35-70%), 3 lights (70-100%). The blue lights will shut off automatically after 3-4 seconds.

Quick Charging Long-lasting Than Ever

20

hours
Using Time

3 - 4

hours
Charging Time



Image: Easy to Use Hand Warmer Controls. This image visually explains the controls: long press to turn on/off (red light), short press

to switch heat levels, and double press to check battery life (blue light).

2 in 1 HAND WARMERS

EASY TO CONNECTION & SEPARATE AND




Image: Hand Warmer Indicator Light Guide. This image details the meaning of the indicator lights for both temperature level (red lights for Low, Medium, High) and battery remaining (blue lights for <35%, 35-70%, 70-100%).

Your browser does not support the video tag.

Video: AI Hand Warmers Rechargeable 2Packs. This video demonstrates the product's features, including the AI chip, 3 heat settings, and the 2-in-1 design for connection and separation.

6. CHARGING

Use the provided USB-C charging cable to recharge the hand warmers. The charging time is approximately 3-4 hours for a full charge, providing 8.5 to 20 hours of continuous heat depending on the selected heat setting. The blue indicator lights will flash during charging and remain solid when fully charged.



Image: Quick Charging for Extended Use. This image shows two hand warmers connected to a USB-C charging cable, indicating a charging time of 3-4 hours for up to 20 hours of use.

7. MAINTENANCE

- **Cleaning:** Wipe the surface of the hand warmers with a soft, dry cloth. Do not use abrasive cleaners or immerse in water.
- **Storage:** Store the hand warmers in a cool, dry place when not in use. Ensure they are fully charged before long-term storage to maintain battery health.

- **Battery Care:** To prolong battery life, avoid completely draining the battery frequently. Recharge regularly, even if not used daily.

8. SAFETY INFORMATION

- Do not expose to extreme temperatures (above 130°F or below 0°F).
- Do not puncture, disassemble, or modify the device.
- Keep away from water and moisture.
- Do not use if the device is damaged.
- Keep out of reach of children.
- The device includes built-in safety protection against overheating, overcharging, over-current, and over-voltage.

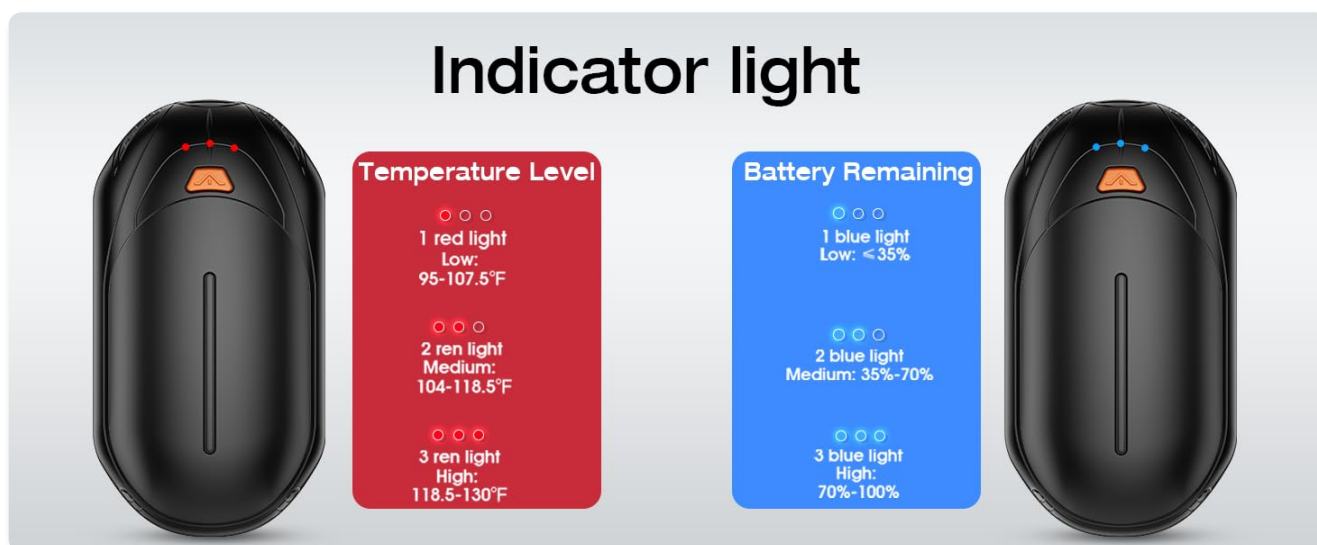


Image: Safety Certifications and Protections. This image highlights the CE/FCC certifications and lists built-in protections: Over-Voltage Protect, Over-Heating Protect, Over-Current Protect, and Over-Charging Protect.

9. TROUBLESHOOTING

Problem	Possible Cause	Solution
Device not turning on	Low battery	Charge the device fully.
Device not heating	Not powered on or incorrect setting	Long press to power on. Short press to cycle through heat settings.
Short battery life	High heat setting or aging battery	Use a lower heat setting. Ensure full charge before use.

10. SPECIFICATIONS

- **Model Name:** AOY-768
- **Brand:** UNIHAND
- **Color:** Black
- **Material:** Aluminum

- **Battery Description:** Lithium-Ion
- **Charging Time:** 3-4 Hours (for full charge)
- **Upper Temperature Rating:** 54 Degrees Celsius (130°F)
- **Reusability:** Rechargeable
- **Item Package Dimensions L x W x H:** 5.35 x 4.02 x 0.98 inches
- **Package Weight:** 0.21 Kilograms
- **Manufacturer:** Guangdong Aoyun Technology Co., Ltd.
- **UPC:** 803173646316

11. WARRANTY AND SUPPORT

This UNIHAND product comes with a **2-Year Warranty**. For any product inquiries, technical support, or warranty claims, please contact the manufacturer, Guangdong Aoyun Technology Co., Ltd., or refer to the contact information provided in your purchase documentation.