

[Manuals.plus](#) /

> [TCL](#) /

> TCL 75QM9K Series Mini LED QLED 4K TV User Manual

TCL 75QM9K

TCL 75QM9K Series Mini LED QLED 4K TV User Manual

Model: 75QM9K | Brand: TCL

INTRODUCTION

Welcome to the user manual for your new TCL 75QM9K Series Mini LED QLED 4K TV. This television is designed to deliver an exceptional viewing experience with advanced display technologies, smart features, and immersive audio. This manual provides essential information for setting up, operating, maintaining, and troubleshooting your TV to ensure optimal performance and enjoyment.

The TCL 75QM9K features QD-Mini LED technology, 4K UltraHD resolution, a 144Hz native refresh rate, and the Google TV Smart OS with Gemini AI for a responsive and intelligent user experience. Enjoy stunning brightness, precise dimming, vibrant colors, and immersive sound powered by Dolby Atmos and Bang & Olufsen.

PACKAGE CONTENTS

Before you begin, please ensure all items are present in the package:

- TCL 75QM9K Series Mini LED QLED 4K TV
- Power Cable
- Remote Control (Backlit Premium Voice Remote)
- TV Stand Components
- User Manual (this document)
- Warranty Card

SETUP INSTRUCTIONS

1. Unpacking the TV

Carefully remove the TV from its packaging. It is recommended to have two people for this process due to the size and weight of the 75-inch display. Place the TV face down on a soft, flat surface to avoid screen damage during stand installation.

2. Installing the TV Stand

Attach the included stand components to the bottom of the TV using the provided screws. Ensure the stand is securely fastened before placing the TV upright on a stable surface.

3. Wall Mounting (Optional)

If you choose to wall mount your TV, ensure you use a VESA-compatible wall mount that supports a 600 x 400 mm pattern and the weight of the TV (approximately 89 pounds). Follow the instructions provided with your wall mount kit. Professional installation is recommended for wall mounting.

4. Connecting Devices

Connect your external devices to the TV using the available ports:

- **HDMI Ports (x4):** For connecting Blu-ray players, gaming consoles, cable boxes, etc. HDMI 1 and HDMI 2 support 4K@144Hz for high-refresh-rate gaming. HDMI 4 supports eARC for enhanced audio return.
- **USB Ports (x2):** For connecting USB flash drives to view media or for pausing/rewinding live TV. One USB 3.0 and one USB 2.0 port are available.
- **LAN Port:** For a wired internet connection.
- **Audio Out (Optical):** For connecting to soundbars or receivers.
- **Cable/ANT:** For connecting an antenna for over-the-air broadcasts.

Refer to the image below for port locations:



Figure 1: TV Rear Panel Connections

This image displays the rear panel of the TCL 75QM9K TV, highlighting the various input and output ports. These include multiple HDMI ports, USB ports, a LAN port for wired internet, an optical audio output, and a coaxial input for cable or antenna connections. Each port is labeled for easy identification and connection of external devices.

5. Powering On the TV

Connect the power cable to the TV and then to a power outlet. Press the power button on the remote control or on the TV itself to turn it on.

OPERATING INSTRUCTIONS

1. Initial Setup with Google TV

Upon first power-on, the TV will guide you through the initial setup process. This includes selecting your language, connecting to a Wi-Fi network (or using the LAN connection), and signing in with your Google account to access Google TV features and Gemini AI. Follow the on-screen prompts.

2. Using the Remote Control and Voice Features

The included Backlit Premium Voice Remote allows for easy navigation and control. Utilize the built-in microphone for hands-free voice commands and contextual search powered by Google Gemini. Simply say "Hey Google" or press the voice assistant button on the remote to activate.

3. Google TV Smart OS with Gemini AI

Google TV organizes movies, shows, and live TV from across your apps and subscriptions. Gemini AI enhances the experience with more responsive voice control, contextual search, and personalized content recommendations based on your viewing habits and interests.

Up to LD6000 Precise Dimming Series

Adaptive local dimming for deep blacks and great contrast.




Figure 2: Google TV Interface

This image shows the Google TV smart interface on the TCL 75QM9K. The home screen displays a clean layout with top picks for you, sponsored content, and a row of popular streaming applications like Netflix, YouTube, Prime Video, Disney+, Apple TV, and Hulu. This interface is designed for easy content discovery and navigation.

4. Picture and Sound Settings

Access the TV settings menu to adjust picture and sound preferences. Explore various picture modes, including **Filmmaker Mode**, which preserves the creative intent of the filmmaker by adjusting post-processing features, color, contrast, and brightness. The TV supports **Dolby Atmos Audio** and features **Audio by Bang & Olufsen** for an immersive sound experience.

5. Gaming Features

The TCL 75QM9K is optimized for gaming with a **144Hz Native Refresh Rate** for smooth motion. **Game Accelerator 288** and **Auto Game Mode (ALLM)** ensure blistering fast gameplay and low input lag. It also supports **AMD FreeSync Premium Pro** for a tear-free, flicker-free experience.

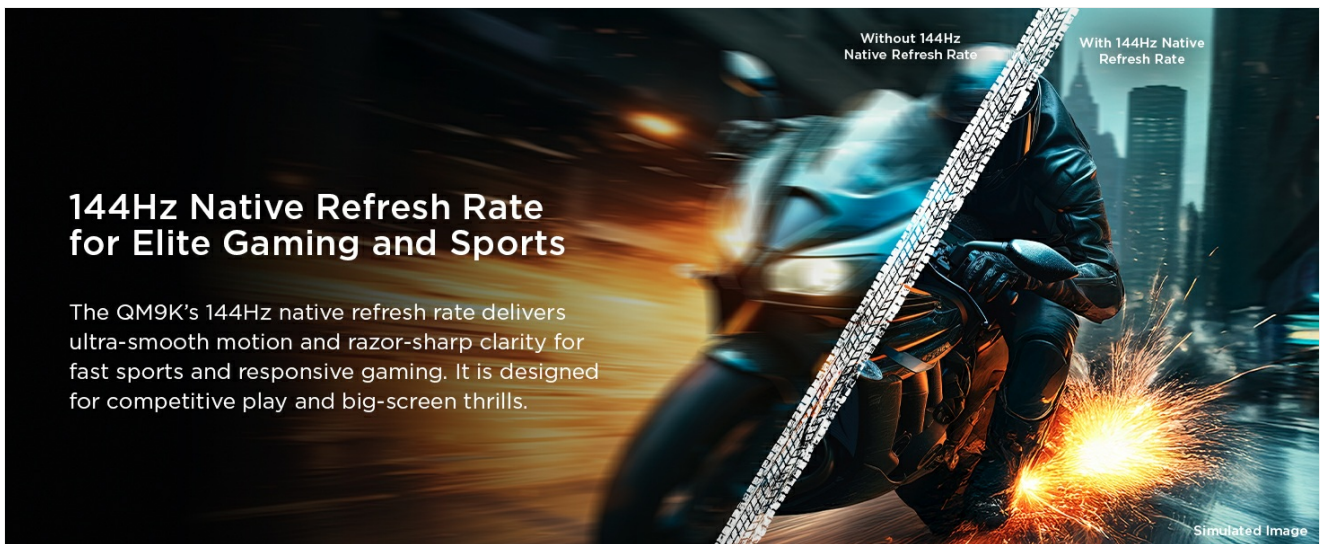


Figure 3: 144Hz Native Refresh Rate for Smooth Motion

This image visually demonstrates the benefit of a 144Hz native refresh rate. On the left, a blurred image of a motorcycle rider represents a screen without this feature, while the right side shows a sharp, clear image with the 144Hz refresh rate, highlighting its ability to produce crystal clear motion for fast-moving action in games and sports.

KEY FEATURES

QD-Mini LED with TCL Halo Control System

The premium QD-Mini LED display, combined with the new TCL Halo Control System, ensures a stunning viewing experience. This advanced technology suite includes a Super High Energy LED Microchip, Condensed Micro Lens, Micro-OD Reduced Optical Distance, High Contrast HVA Panel, Enhanced QLED, Zero Delay Transient Response, Bi-direction 23-bit Backlight Controller, and Dynamic Light Algorithm for stunning "Halo-Free" images with precise lighting and contrast.

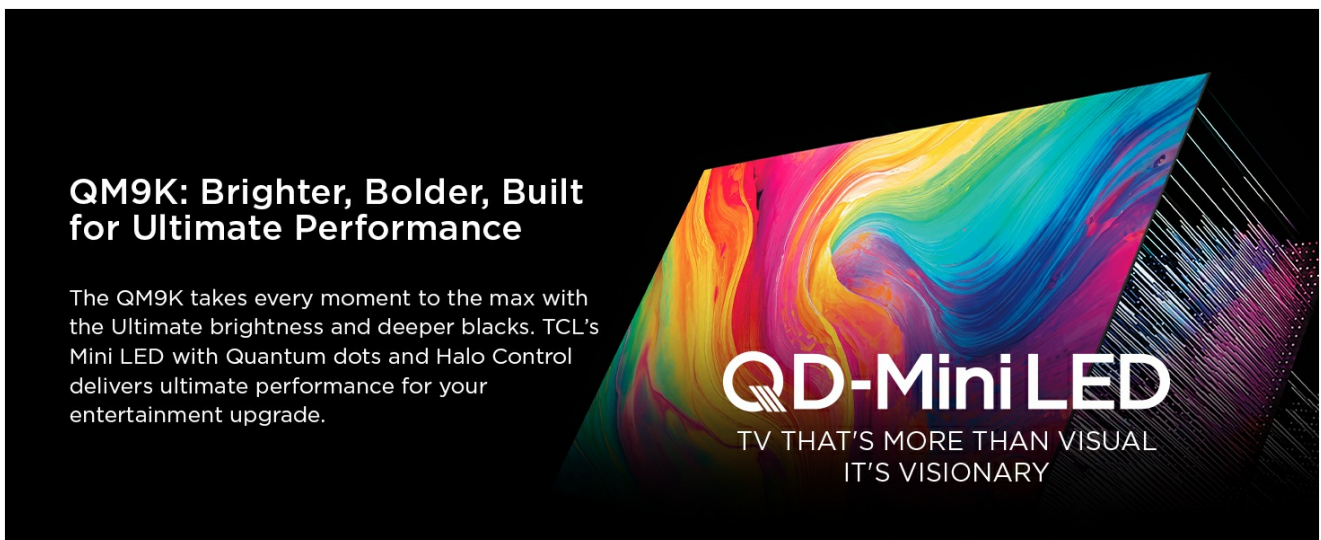


Figure 4: QD-Mini LED Technology

This image showcases the QD-Mini LED technology, emphasizing its ability to produce vibrant colors and precise lighting. It visually represents the advanced backlighting system that contributes to the TV's superior picture quality.

LD6000 Precise Dimming Series & HDR6500 Brightness

Experience pure black levels with up to 6000 precisely controlled local dimming zones (LD6000 Precise Dimming Series). Coupled with up to HDR6500 peak brightness, the TV delivers a great picture in virtually any room lighting environment, providing high contrast images with dazzling specular highlights for amazing HDR impact.

Your TV, Now Smarter with **Google Gemini**



Figure 5: LD6000 Precise Dimming Series

This image illustrates the LD6000 Precise Dimming Series, showing a visual representation of how adaptive local dimming zones work to create deep blacks and enhanced contrast in the display. It highlights the TV's capability to control individual lighting areas for superior picture depth.

CrystGlow WHVA Panel & Enhanced QLED

The CrystGlow WHVA Panel offers an ultimate viewing experience from any angle, maintaining vibrant colors and crisp detail. Its anti-reflective, edge-to-edge ZeroBorder design reduces glare from windows and room light. Enhanced QLED technology provides rich, vibrant colors covering nearly the entire DCI-P3 color space, bringing images to life with precision.

CrystGlow WHVA Panel: Ultimate Experience at any angle

Every seat is the best seat. CrystGlow WHVA Panel keeps colors bright and true blacks, so the picture stays sharp from the couch to the corner. Ideal for big games and movie nights.

*ZeroBorder only refers to the hardly perceived BM zone at the edge of the image under normal viewing scene and distance.



Figure 6: CrystGlow WHVA Panel Viewing Angle

This image compares a conventional LED panel with TCL's CrystGlow WHVA Panel. It visually demonstrates that the CrystGlow panel offers consistent viewing angles without the color shift seen in conventional displays, ensuring a clear and vibrant picture from any seat.

4K UltraHD Resolution

Experience incredible detail with 4X the resolution of 1080p Full HDTVs. 4K Ultra HD reveals fine detail and smooth edges, making all content look clear and precise.

Presence Sensor

The Presence Sensor detects when you are near, allowing the TV to automatically turn on or off and display a screensaver or widgets based on your proximity, enhancing energy efficiency and convenience.

ATSC 3.0 NextGen TV Digital Tuner

The QM9K includes an ATSC 3.0 tuner for NextGen TV, allowing you to enjoy free local channels with improved reception and advanced audio where available.

IMAX Enhanced Certification

This TV is IMAX Enhanced certified, meeting high requirements for resolution, contrast, brightness, color, and sound, ensuring a more immersive cinematic experience at home.

Ultra Slim Design

The QM9K features a sleek, ultra-slim profile and refined build that looks premium on a stand and nearly flush on a wall, offering more style and less clutter.

Google Chromecast Built-in

Works with the streaming apps you know and love. Enjoy TV shows, movies, videos, songs, games, sports, and more from thousands of apps by casting directly from your mobile device.

MAINTENANCE

Cleaning the TV

To clean the screen, gently wipe it with a soft, lint-free cloth. For stubborn marks, lightly dampen the cloth with water or a screen-cleaning solution. Avoid using harsh chemicals or abrasive materials. For the TV body, use a soft, dry cloth.

Software Updates

Your TCL TV may receive automatic software updates to improve performance and add new features. Ensure your TV is connected to the internet to receive these updates. You can also manually check for updates in the TV's settings menu.

TROUBLESHOOTING

If you encounter any issues with your TV, please refer to the following common troubleshooting steps:

- **No Power:** Ensure the power cable is securely connected to both the TV and a working power outlet. Try plugging another device into the same outlet to confirm it has power.
- **No Picture/Sound:** Check all cable connections (HDMI, audio cables) to ensure they are firmly seated. Verify the correct input source is selected on the TV.
- **Remote Control Not Working:** Replace the batteries in the remote control (2 AAA batteries required). Ensure there are no obstructions between the remote and the TV's IR sensor.
- **Network Connection Issues:** For Wi-Fi, try restarting your router and modem. For wired connections, ensure the Ethernet cable is properly connected. You can also try forgetting and re-connecting to the Wi-Fi network in the TV settings.
- **Picture Quality Issues:** Adjust picture settings (brightness, contrast, color) in the TV menu. Ensure your content source is of high quality (e.g., 4K content for 4K resolution).

For more detailed troubleshooting or persistent issues, please contact TCL customer support.

SPECIFICATIONS

Screen Size	75 Inches
Display Technology	Mini LED, QLED
Resolution	4K UltraHD (3840 x 2160)
Refresh Rate	144 Hz Native
Peak Brightness	Up to HDR6500 Nits
Dimming Zones	Up to LD6000 Precise Dimming Series (approx. 6000 zones)
HDR Format Supported	Dolby Vision IQ, HDR10+, HDR10, HLG
Processor	TCL AIPQ PRO Processor
Smart TV OS	Google TV with Gemini AI
Audio Output Mode	Digital
Integrated Surround Sound	Dolby Atmos, Audio by Bang & Olufsen
Connectivity Technology	Bluetooth, HDMI (4), USB (2), Wi-Fi, LAN
VESA Mount Standard	600 x 400 mm
Product Dimensions (D x W x H)	14.49"D x 65.28"W x 38.82"H
Item Weight	89 Pounds

WARRANTY AND SUPPORT

Your TCL 75QM9K Series TV comes with a **1 Year Manufacturer Warranty**. Please refer to the included Warranty Card for detailed terms and conditions. For technical support, service inquiries, or additional product information, please visit the official TCL website or contact their customer service department.

OFFICIAL PRODUCT VIDEOS

TCL_Call of Duty

Your browser does not support the video tag.

This video showcases the TCL 75QM9K's gaming capabilities, highlighting its 144Hz refresh rate, Game Accelerator 288, and Auto Game Mode for a smooth and responsive gaming experience with Call of Duty.

TCL_Hughes Brothers Challenge

Your browser does not support the video tag.

This video features the Hughes Brothers demonstrating the TCL 75QM9K's picture quality and smart features, including Google TV with Gemini, in a home setting while watching sports.