

Aoxun G37019-A-1/G37019-B-1

Aoxun 8x6 FT Metal Outdoor Storage Shed Instruction Manual

Model: G37019-A-1/G37019-B-1

1. INTRODUCTION

Thank you for choosing the Aoxun 8x6 FT Metal Outdoor Storage Shed. This manual provides essential information for the safe assembly, operation, and maintenance of your new storage shed. Please read all instructions carefully before beginning assembly and retain this manual for future reference.

This shed is designed to provide secure and weather-resistant storage for various outdoor items such as garden tools, bicycles, and other equipment. Its durable construction ensures long-lasting performance.

2. SAFETY INFORMATION

- Always wear appropriate safety gear, including gloves and eye protection, during assembly.
- Assembly requires at least two people for safety and ease of installation.
- Ensure the assembly area is clear of obstructions and level.
- Keep children and pets away from the assembly area.
- Do not attempt to assemble the shed in strong winds or adverse weather conditions.
- Periodically check all fasteners to ensure they remain tight.
- Do not climb on the shed roof.

3. PACKAGE CONTENTS

Your Aoxun 8x6 FT Metal Outdoor Storage Shed is shipped in two boxes. Please verify all parts are present and undamaged before beginning assembly. Each part is labeled for easy identification.

- All necessary metal panels and structural components.

- Fasteners and hardware kit.
- Heavy-duty floor panel.
- Two pairs of protective gloves.
- Step-by-step instruction manual.

4. SETUP AND ASSEMBLY

Assembly of the Aoxun storage shed typically takes 3-5 hours with two people. Follow the included step-by-step manual for detailed instructions. All parts are pre-labeled to simplify the process.

4.1 Site Preparation

Choose a level and stable location for your shed. The included heavy-duty floor panel allows for installation on various terrains, such as lawn or sand, while keeping contents elevated from damp ground.

4.2 Assembly Steps

1. Unpack all components and verify against the parts list.
2. Assemble the base frame first, ensuring it is square and level.
3. Attach the wall panels according to the numerical sequence in the manual.
4. Install the roof structure and panels, ensuring proper alignment for water drainage.
5. Mount the doors and install the locking mechanism.
6. Secure all protective plastic caps on corners and screws.



HIGH STRENGTH BASE

- Raise the Interior space of the storage shed.
- Prevent items from touching the ground directly.
- Adapt to various terrains such as lawn, sand.
- Make the storage shed more stable.



Figure 4.1: High Strength Base. The shed includes a robust floor panel to raise interior space and prevent items from touching the ground directly, adapting to various terrains and enhancing stability.




Figure 4.2: Weather Resistance. The shed is designed with UV protection, is rain-proof, has a high snow load rating (up to 6 inches depth), and offers wind resistance, ensuring durability in various weather conditions.

5. OPERATING INSTRUCTIONS

The Aoxun storage shed is designed for straightforward use and secure storage.

5.1 Access and Security

- The double doors provide wide access to the shed interior.
- The doors feature a lockable stainless steel hasp for enhanced security. A padlock is not included and must be purchased separately.

5.2 Ventilation

- Integrated air vents promote crucial airflow, reducing moisture buildup and preventing odors inside the shed. Ensure these vents remain unobstructed.

5.3 Water Drainage

- The sloped roof design effectively sheds rainwater, preventing accumulation and protecting the shed's contents.

DETAILS



4 AIR VENTS


Conducivet to air flow,keep the room fresh and clean



MULTIFUNCTIONAL STORAGE SHED



Security Door Lock Latch



Anti-collision Protective Shell



Smooth Plastic Protective Shell



Stainless Steel Hinge

Figure 5.1: Shed Details. Key features include four air vents for circulation, a security door lock latch, anti-collision protective shells, and durable stainless steel hinges.



Figure 5.2: Interior Organization. The spacious interior allows for various storage solutions, including pegboards, shelving units, and workbenches, to keep tools and equipment organized.

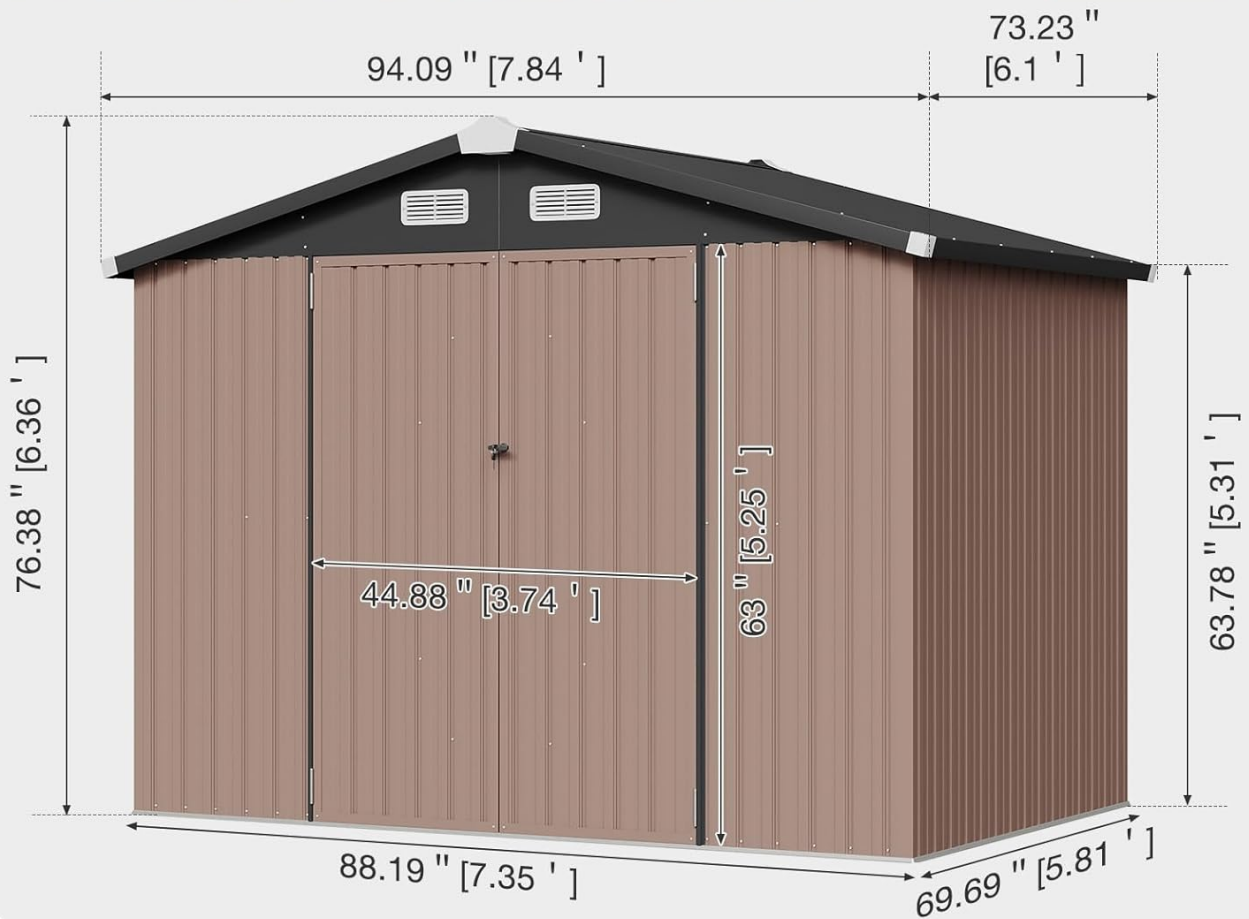
6. MAINTENANCE

Regular maintenance will extend the life and appearance of your Aoxun storage shed.

- **Cleaning:** Clean the exterior of the shed periodically with mild soap and water. Avoid abrasive cleaners or harsh chemicals that could damage the finish.
- **Inspection:** Annually inspect all panels, fasteners, and the roof for any signs of damage, loose connections, or rust. Tighten any loose screws.
- **Rust Prevention:** The shed is constructed from rust-resistant galvanized steel with UV protection. However, if any scratches or chips occur, touch up with appropriate rust-inhibiting paint to prevent corrosion.
- **Ventilation:** Ensure the air vents are clear of debris to maintain proper airflow.

PRODUCT DIMENSIONS

aoxun



All In Two Boxes



2 Pairs of Gloves



Storage Capacity:
276 Cuft



Spacious Door:
L44.88 " X H63 "

Figure 6.1: Durable Coating. The shed features an upgraded coating and metal construction designed for long-term use, resisting rust and corrosion compared to untreated metal.

7. TROUBLESHOOTING

If you encounter issues with your Aoxun storage shed, refer to the following common solutions:

- **Loose Panels/Instability:** Ensure all screws and bolts are securely tightened. Verify the base is level.
- **Door Alignment Issues:** Check that the shed base is perfectly level. Adjust hinges if necessary, following the assembly manual.
- **Water Leakage:** Inspect all roof and wall panel overlaps for proper sealing. Ensure all fasteners are tight. Verify the shed is on a level surface to prevent water pooling.
- **Difficulty Assembling:** Re-read the step-by-step manual carefully. Ensure all parts are correctly identified and oriented. Remember that two people are recommended for assembly.

For further assistance, please contact Aoxun customer support.

8. SPECIFICATIONS

Detailed specifications for the Aoxun 8x6 FT Metal Outdoor Storage Shed:



Figure 8.1: Product Dimensions. Detailed measurements of the shed, including overall width, depth, height, and door dimensions.

Feature	Specification
Brand	Aoxun
Model Number	G37019-A-1/G37019-B-1
Product Dimensions (D x W x H)	63.36"D x 87.96"W x 77.16"H
Item Weight	130 Pounds
Material	Alloy Steel, Plastic (Galvanized Steel Top)

Feature	Specification
Color	Brown
Door Width	44.88 Inches
Door Height	63.78 Inches
Water Resistance Level	Water Resistant
Required Assembly	Yes (Two-person recommended)
Storage Capacity	Approximately 276 Cubic Feet
Floor Panel Load Capacity	82 lbs per square foot

9. WARRANTY AND SUPPORT

Aoxun is committed to providing quality products and customer satisfaction. While specific warranty details are not provided in this manual, please retain your proof of purchase. For any questions, concerns, or assistance with assembly or parts, please contact Aoxun customer support. Our responsive team is ready to assist you.

