

Edifier W280NB Pro

Edifier W280NB Pro Neckband Wireless Headphones User Manual

Model: W280NB Pro

1. PRODUCT OVERVIEW

The Edifier W280NB Pro are neckband wireless headphones designed for immersive audio experiences with advanced features. They offer hybrid active noise cancellation, Hi-Res Audio support with LDAC, and a durable, comfortable design suitable for various activities.



Image: Edifier W280NB Pro headphones with key features highlighted.

Key Features:

- **Deep Hybrid Active Noise Cancellation:** Up to -45dB noise reduction with 4 selectable modes (High ANC, Medium ANC, Ambient Aware, Wind Reduction).
- **Studio-Quality Hi-Res Audio:** 10mm dynamic drivers with titanium-coated composite diaphragms, supporting LDAC codec and Hi-Res Audio Wireless certification (20Hz-40KHz frequency response).
- **Long-Lasting Battery & Fast Charging:** Up to 23 hours of playback (ANC off), 14 hours (ANC on). 15

minutes of charging provides 5 hours of playtime. Full charge in 1.5 hours.

- **Stable Bluetooth 5.4 Connection:** Ensures stable transmission, low power consumption, and multipoint connection for seamless device switching.
- **All-Day Comfort & Secure Fit:** Lightweight, flexible neckband with skin-friendly material and multiple sizes of ear wings for a secure fit. Magnetic earbuds for tangle-free storage.
- **Durable & Clear Calls:** IP55 dust and water resistance. Built-in AI noise-canceling microphones for clear communication in noisy environments.

2. SETUP GUIDE

2.1 Package Contents

Before use, please ensure all items are present in the package:

- Edifier W280NB Pro Neckband Wireless Headphones
- USB-C Charging Cable
- Multiple sizes of ear tips and ear wings
- User Manual (this document)

2.2 Charging the Headphones

Charge the headphones fully before first use to ensure optimal battery performance.

1. Connect the provided USB-C charging cable to the charging port on the neckband.
2. Connect the other end of the cable to a USB power adapter (not included) or a computer's USB port.
3. The indicator light will show charging status (refer to the LED indicator section for details).
4. A full charge takes approximately 1.5 hours. A 15-minute quick charge provides approximately 5 hours of playback.

All-Day Comfort & Long Battery

15 mins = **5** hrs
Fast Charging

23 hrs
ANC OFF

14 hrs
ANC ON



Image: Visual representation of battery life (23 hours ANC off, 14 hours ANC on) and fast charging (15 mins = 5 hours).

2.3 Fitting the Headphones

Proper fit is crucial for comfort, sound quality, and effective noise cancellation.

1. Select the ear tips and ear wings that best fit your ears. Experiment with different sizes for the most secure and comfortable seal.
2. Place the neckband around your neck.
3. Insert the earbuds into your ear canals and adjust the ear wings to sit snugly in your outer ear for stability.

Easy Button Controls

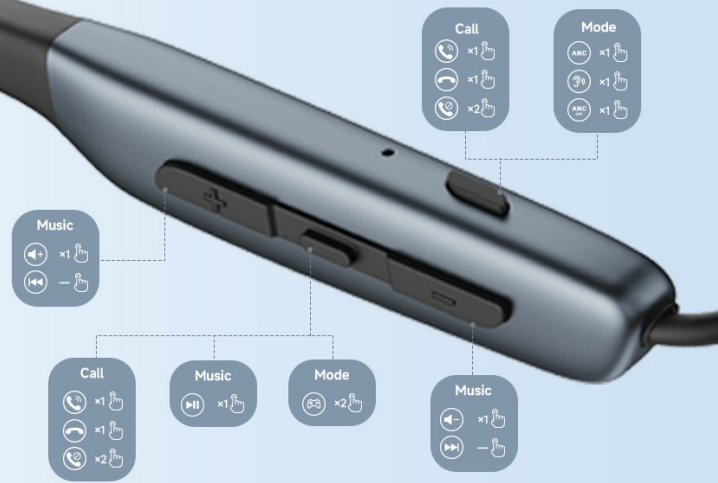


Image: Diagram showing various ear tip and ear wing sizes for a secure and comfortable fit.

2.4 Bluetooth Pairing

Pair your Edifier W280NB Pro headphones with your device via Bluetooth.

1. Ensure the headphones are charged and powered off.
2. Press and hold the multi-function button (usually the power button) until the indicator light flashes rapidly (e.g., blue and red alternately), indicating pairing mode.
3. On your device (smartphone, tablet, laptop), enable Bluetooth and search for available devices.
4. Select "Edifier W280NB Pro" from the list of found devices.
5. Once connected, the indicator light will typically show a steady blue light or flash slowly.

Multipoint Connection:

The W280NB Pro supports multipoint connection, allowing you to connect to two Bluetooth devices simultaneously.

1. Pair the headphones with the first device as described above.
2. Disable Bluetooth on the first device.
3. Put the headphones back into pairing mode and pair with the second device.
4. Re-enable Bluetooth on the first device. The headphones should now be connected to both devices, allowing seamless switching.

Stable Transmission & Multipoint

Bluetooth 5.4 Delivers Stable Transmission & Seamless
Multipoint Switching




Image: Illustration of Bluetooth 5.4 technology for stable transmission and multipoint connection.

3. OPERATING INSTRUCTIONS

3.1 Power On/Off

- **Power On:** Press and hold the multi-function button for approximately 3 seconds until the indicator light illuminates.
- **Power Off:** Press and hold the multi-function button for approximately 5 seconds until the indicator light turns off.

3.2 Button Controls

The Edifier W280NB Pro features intuitive button controls on the neckband for easy management of music, calls, and noise cancellation modes.

Easy Button Controls



Image: Diagram illustrating the functions of each button on the neckband for calls, music playback, and mode switching.

Button Functions

Action	Function
Multi-function Button (Power)	Press and hold 3s: Power On Press and hold 5s: Power Off Press and hold (pairing mode): Enter Bluetooth pairing Single press (during call): Answer/End Call Double press (during call): Reject Call
Volume Up (+)	Single press: Increase Volume Press and hold: Next Track
Volume Down (-)	Single press: Decrease Volume Press and hold: Previous Track
Play/Pause Button	Single press: Play/Pause Music
ANC Mode Button	Single press: Cycle through ANC modes (High ANC, Medium ANC, Ambient Aware, Wind Reduction, ANC Off)

3.3 Active Noise Cancellation (ANC) Modes

The W280NB Pro offers four distinct noise cancellation modes to adapt to your environment.

-45dB Hybrid ANC

4 Modes

Supports multiple noise cancellation modes, letting you switch effortlessly for optimal performance in any environment.

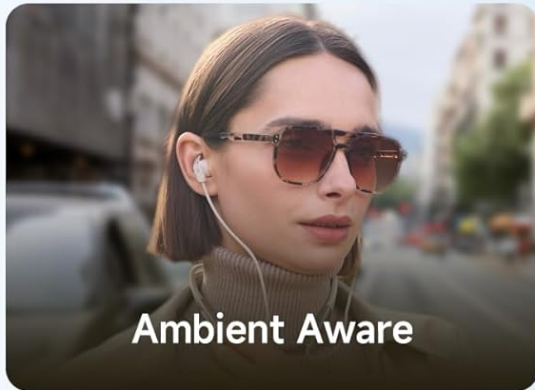


Image: Visual guide to the four ANC modes and their typical use cases.

- **High ANC:** Provides maximum noise reduction, ideal for very noisy environments like airplanes or subways.
- **Medium ANC:** Offers a balanced level of noise cancellation, suitable for offices or cafes.
- **Ambient Aware:** Allows you to hear your surroundings while still enjoying your audio, useful for urban environments or when needing to be aware of announcements.
- **Wind Reduction:** Specifically designed to minimize wind noise during outdoor activities.

3.4 Making and Receiving Calls

The headphones feature AI noise-canceling microphones for clear call quality.

- **Answer Call:** Single press the multi-function button.
- **End Call:** Single press the multi-function button.

- **Reject Call:** Double press the multi-function button.

AI-Enhanced Clear Calls

High-Sensitivity Mics with AI Noise Cancellation: Clear Calls, No Background Noise



Image: A person using the headphones for a call, highlighting the AI-enhanced clear call feature.

3.5 Edifier Connect App

For advanced settings and customization, download the Edifier Connect app from your device's app store. The app allows you to:

- Rename your device.
- Personalize ANC levels.
- Fine-tune audio with preset EQs or custom EQs.
- Locate lost headphones.

4. MAINTENANCE

4.1 Cleaning

The W280NB Pro headphones are IP55 rated for dust and water resistance, but proper cleaning helps maintain their condition.

- Wipe the neckband and earbuds with a soft, dry, lint-free cloth.
- For ear tips, gently remove them and clean with a damp cloth and mild soap if necessary. Ensure they are completely dry before reattaching.
- Avoid using harsh chemicals, abrasive materials, or submerging the headphones in water.

Built for Movement

IP55 Rating for Sweat & Dust Protection

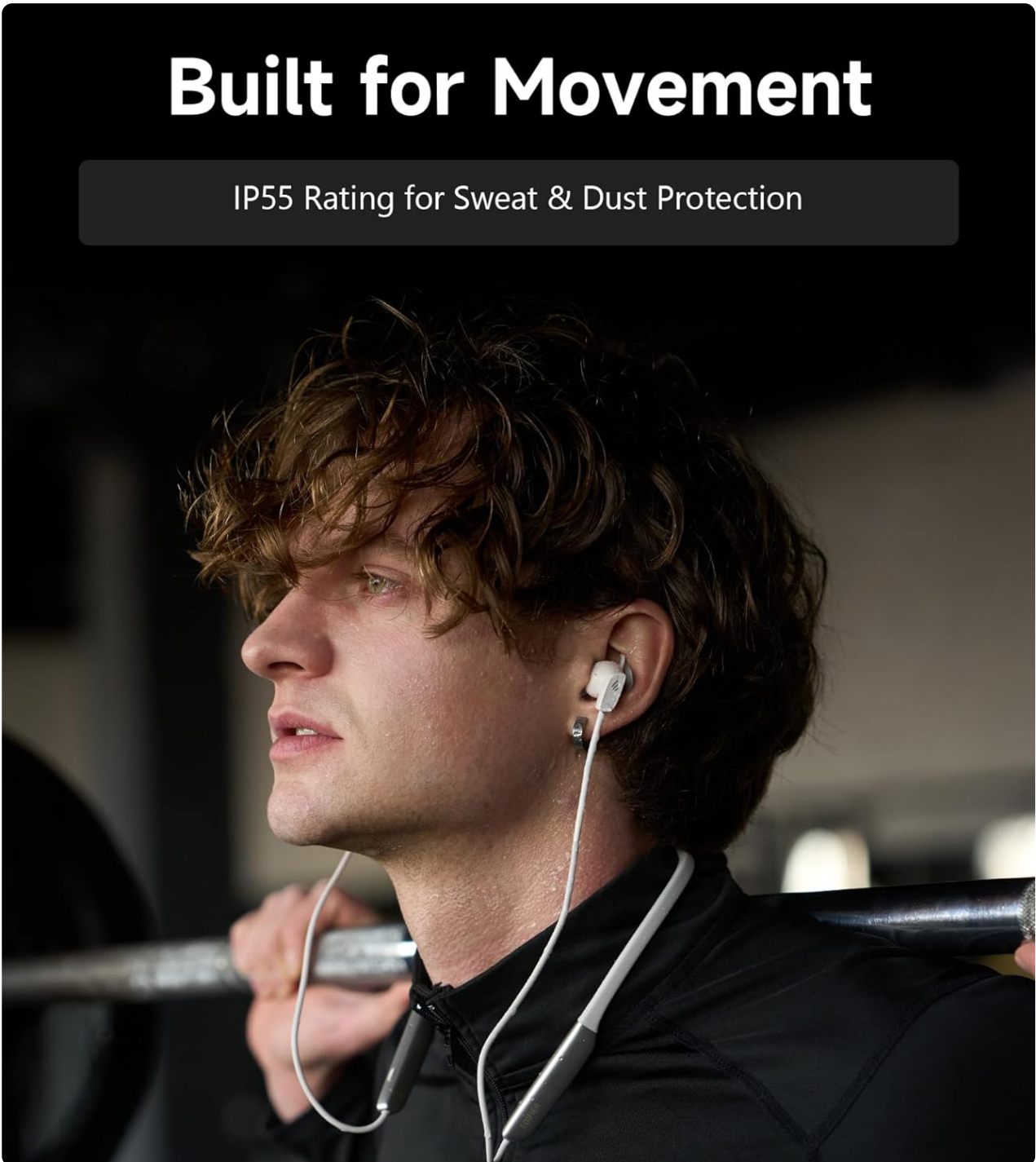


Image: A person wearing the headphones during a workout, illustrating the IP55 sweat and dust protection.

4.2 Storage

When not in use, store your headphones properly to prevent damage.

- The earbuds are magnetic, allowing them to snap together for tangle-free storage around your neck or in a bag.
- Store in a cool, dry place away from direct sunlight and extreme temperatures.

4.3 Battery Care

- Avoid fully discharging the battery frequently.
- Charge the headphones regularly, even if not used for extended periods, to maintain battery health.

5. TROUBLESHOOTING

If you encounter issues with your Edifier W280NB Pro headphones, refer to the following common problems and solutions.

Troubleshooting Guide

Problem	Possible Cause	Solution
Headphones do not power on.	Low battery.	Charge the headphones fully.
Cannot pair with device.	Headphones not in pairing mode. Bluetooth disabled on device. Device too far from headphones.	Ensure headphones are in pairing mode (flashing indicator). Enable Bluetooth on your device. Move device closer to headphones (within 10 meters). Try resetting the headphones (refer to manual for specific reset procedure if available, or power cycle).
No sound or low volume.	Volume too low on headphones or device. Headphones not connected. Incorrect audio output selected on device.	Increase volume on both headphones and device. Ensure headphones are successfully paired and connected. Check your device's audio settings to ensure output is set to Edifier W280NB Pro.
Poor sound quality.	Poor Bluetooth connection. Improper ear tip fit. Audio source quality.	Move closer to the connected device. Ensure ear tips provide a secure seal. Try a different audio source or file.
Active Noise Cancellation not effective.	Improper ear tip fit. Incorrect ANC mode selected. Extreme noise conditions.	Ensure ear tips provide a secure seal. Cycle through ANC modes to select the most appropriate one. ANC works best for low-frequency, constant noise.
Microphone not working during calls.	Headphones not selected as input device. Microphone muted on device.	Check your device's call settings to ensure Edifier W280NB Pro is selected for microphone input. Ensure microphone is not muted on your device.

6. SPECIFICATIONS

Detailed technical specifications for the Edifier W280NB Pro Neckband Wireless Headphones.

Technical Specifications

Feature	Detail
Brand	Edifier
Model Name	W280NB Pro
Color	Black
Ear Placement	In Ear
Form Factor	Neckband
Impedance	24 Ohms
Noise Control	Active Noise Cancellation
Frequency Range	20Hz-40KHz
Audio Driver Type	Dynamic Driver (10mm with Titanium-Coated Diaphragm)
Connectivity Technology	Wireless (Bluetooth)
Bluetooth Version	5.4
Bluetooth Range	10 Meters (33 feet)
Battery Average Life (Playback)	23 Hours (ANC off), 14 Hours (ANC on)
Battery Charge Time	1.5 Hours
Water Resistance Level	IP55 (Dust & Waterproof)
Compatible Devices	Smartphones, Tablets, Laptops, Smart Speakers
Material	Silicone (Enclosure)
UPC	628430220005

7. WARRANTY INFORMATION

The Edifier W280NB Pro Neckband Wireless Headphones come with a **1 Year Manufacturer Warranty**.

This warranty covers defects in materials and workmanship under normal use. It does not cover damage caused by misuse, accidents, unauthorized modifications, or normal wear and tear. Please retain your proof of purchase for warranty claims.

8. CUSTOMER SUPPORT

For further assistance, technical support, or warranty inquiries, please contact Edifier customer service.

- **Website:** Visit the official Edifier website for FAQs, support resources, and contact information.
- **Email/Phone:** Refer to the Edifier website or your product packaging for specific contact details in your region.