

## Manuals+

[Q & A](#) | [Deep Search](#) | [Upload](#)

Manuals.plus /

› [Visoud](#) /

› Visoud K2 Wireless Android Auto & CarPlay Adapter User Manual

## Visoud K2

# Visoud K2 Wireless Android Auto & CarPlay Adapter User Manual

Model: K2 | Brand: Visoud

[Instructions](#)   [Features](#)   [Maintenance](#)   [Troubleshooting](#)   [Specifications](#)   [Warranty & Support](#)

[Introduction](#)   [Package Contents](#)   [Setup](#)   [Operating](#)

## 1. INTRODUCTION

The Visoud K2 Wireless Android Auto & CarPlay Adapter converts your vehicle's wired CarPlay or Android Auto system into a wireless connection. This device enhances your driving experience by providing seamless access to smartphone features on your car's display without the need for cables. It features an upgraded A9 chip, supporting 2.4GHz+5.8GHz Wi-Fi and Bluetooth 6.0 for fast and stable connectivity.



Image: The Visoud K2 Wireless Android Auto & CarPlay Adapter, a compact black device with a USB-A connector, featuring an LED indicator light.

## 2. PACKAGE CONTENTS

Verify that all items listed below are included in your package:

- 1 x Visoud K2 Wireless CarPlay Adapter
- 1 x User Manual
- 1 x USB-A to USB-A Cable
- 1 x USB-A to USB-C Adapter
- 1 x USB-A to USB-A Adapter 90°
- 1 x Product Packaging Box

## Package contents

1. Wireless CarPlay Adapter
2. User Manual
3. USB-A to USB-A Cable
4. USB-A to USB-C Adapter
5. USB-A to USB-A Adapter 90°
6. Product Packaging Box



Image: An illustration showing the Visoud K2 Wireless Adapter and its included accessories: user manual, USB-A to USB-A cable, USB-A to USB-C adapter, and a 90-degree USB-A adapter, all within its packaging.

## 3. SETUP GUIDE

Follow these steps to set up your Visoud K2 Wireless Adapter:

1. **Connect the Adapter:** Plug the Visoud K2 adapter into your car's USB port (USB-A or USB-C, using the appropriate adapter if necessary). The adapter's indicator light will turn on.
2. **Enable Wi-Fi:** On your smartphone, ensure Wi-Fi is turned on.
3. **Enable Bluetooth:** On your smartphone, enable Bluetooth and search for available devices.
4. **Pair with "Smartbox-XXXX":** Locate and select "Smartbox-XXXX" (where XXXX is a unique identifier) from your phone's Bluetooth device list. Confirm the pairing request on your phone and car display if prompted.
5. **Confirm Connection:** Once paired, your car's display will prompt you to connect to CarPlay or Android Auto. Select "Connect" or "Use" to initiate the wireless connection.

The connection process typically takes approximately 3 seconds after initial pairing.

**Your browser does not support the video tag.**

Video: A demonstration of connecting the Visoud K2 Wireless Adapter to a car's infotainment system and pairing it with a smartphone via Bluetooth to activate CarPlay.



Image: A visual guide illustrating the three-step connection process: plugging the adapter into the car, opening Wi-Fi and Bluetooth on the phone, pairing with "Smartbox-XXXX", and enjoying CarPlay/Android Auto.

## Greater Performance



**6.0**  
Bluetooth



**2.4GHz+5.8GHz**  
WiFi 6



**A9**  
Ultra Chip

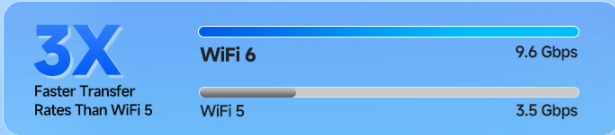




Image: The Visoud K2 adapter shown with various connection options including USB-C adapter, 90-degree USB-A adapter, and a USB-A to USB-A cable, demonstrating its flexible compatibility with different car ports.

## 4. OPERATING INSTRUCTIONS

### 4.1 Automatic Reconnection

After the initial setup, the adapter will automatically connect to the last paired device when you start your car, providing a seamless experience.



### Easy Online Upgrade




-  Supports online version upgrades
-  Supports submitting issue reports online
-  Most issues can be resolved through an OTA update.

Image: A visual representation of the adapter automatically reconnecting to a smartphone (CarPlay or Android Auto) upon car startup.

### 4.2 Multi-Device Switching

The adapter supports pairing with multiple devices and allows for one-click switching between two recently paired phones. To switch devices, simply press the button on the side of the adapter. Wait approximately 2 seconds for the other phone to display a successful connection. Ensure Bluetooth and Wi-Fi are enabled on both phones.

## Multi-Function at Your Fingertip



Disconnect the  
current connection



Switch to the next phone



Double-click to restore  
factory settings

Image: A car interior showing two users with smartphones (one Android Auto, one CarPlay) and the Visoud K2 adapter, illustrating one-click device switching and 2-in-1 functionality.

Your browser does not support the video tag.

Video: A demonstration of the one-click switching feature between multiple devices (smartphones) connected to the Visoud K2 Wireless Adapter, showing the car display transitioning between phone interfaces.

## Secure Session, One-Click Disconnect



Image: The Visoud K2 adapter highlighting its multi-function button for disconnecting the current connection, switching to the next phone, or double-clicking to restore factory settings.

## 5. KEY FEATURES

- **Advanced A9 Chip:** Equipped with the latest A9 chip for enhanced performance and stability.
- **Dual-Band Wi-Fi & Bluetooth 6.0:** Supports 2.4GHz + 5.8GHz Wi-Fi and Bluetooth 6.0 for ultra-fast and reliable wireless connections.
- **Fast Connection Speed:** Achieves connection in approximately 3 seconds.
- **2-in-1 Functionality:** Compatible with both Apple CarPlay (iOS 12+) and Android Auto (Android 11+).
- **OTA Firmware Updates:** Supports Over-The-Air updates for continuous performance improvements and new features.
- **Seamless Integration:** Works with your car's original controls, including voice assistant, touchscreen, buttons, and knobs.

- **Clutter-Free Design:** Eliminates the need for cables, contributing to a cleaner car interior.



Image: An illustration detailing the advanced features of the Visoud K2 adapter, including Bluetooth 6.0, 2.4GHz+5.8GHz WiFi 6, and the A9 Ultra Chip, emphasizing 3X faster transfer rates than WiFi 5.

## Superior Stability & Impact Resistance

**50,000+** Bumpy Road Tests

**Durable**

**30,000+** Secure Plug-in Tests

**Non-Loosening**

Speed Bump

Rough Road

Slamming the Brakes

Image: The Visoud K2 adapter displayed alongside various popular CarPlay and Android Auto applications, indicating support for official apps like navigation, music, and communication tools.

## Seamlessly Integrates with Original Controls

**Wheel Control**

**Touch Control**

**OEM Knob**

Image: A driver interacting with their car's infotainment system using voice commands, steering wheel controls, touchscreen, and an OEM knob, demonstrating the adapter's seamless integration with original car controls.

## 6. MAINTENANCE

To ensure optimal performance and longevity of your Visoud K2 adapter:

- Keep the device clean and free from dust and debris.
- Avoid exposing the device to extreme temperatures or direct sunlight for prolonged periods.
- Do not attempt to disassemble or repair the device yourself. Contact customer support for assistance.
- Regularly check for and install OTA firmware updates to ensure the latest features and bug fixes.



### Easy Online Upgrade



-  Supports online version upgrades
-  Supports submitting issue reports online
-  Most issues can be resolved through an OTA update.

Image: An illustration showing cloud icons and a gear, representing easy online upgrades (OTA) for the adapter, which supports online version updates and issue reporting.

## 7. TROUBLESHOOTING

If you encounter issues with your Visoud K2 adapter, refer to the following common solutions:

Problem	Solution
<b>Adapter not powering on:</b>	Ensure the adapter is securely plugged into a functional USB port in your car. The indicator light should turn on.
<b>Voice assistant commands not working:</b>	Voice input is through your phone's microphone. Ensure Siri (for iOS) or Google Assistant (for Android) is enabled and properly configured on your phone.
<b>Adapter frequently disconnects:</b>	This problem is often caused by an overloaded phone cache. Clear your phone's cache. Also, ensure your phone's Wi-Fi and Bluetooth remain active.
<b>Cannot pair with more than one phone simultaneously:</b>	The adapter can be paired with multiple phones and stores two recently paired phones, but it can only be connected to one device at a time. To switch, disconnect the current connection first.

Problem	Solution
Video playback software not supported:	Video applications are not officially supported due to security concerns.

The image shows a Q&A section with several questions and answers. The questions are: "How do I know the adapter is working properly?", "I'm trying to send voice assistant commands to the wireless carplay adapter, but nothing happens?", "Why does my wireless CarPlay adapter keep disconnecting? I have to unplug and reconnect to get it back to normal.", "Does it support watching videos?", and "Can the adapter be paired with more than one phone?". The answers provide instructions on how to check the adapter's status, how to use voice commands, why the adapter might disconnect (overloaded cache), that it does not support video, and that it can be paired with multiple phones but only one at a time.

Image: A Q&A section addressing common user queries and providing solutions for issues like voice assistant commands, disconnections, multi-phone pairing, and video support.

## 8. SPECIFICATIONS

Feature	Detail
Brand	Visoud
Model Number	K2
Hardware Interface	802.11 ac/b/g/n, Bluetooth 6.0
Color	Black
Compatible Devices	In-Car System, Smartphone
Data Link Protocol	WiFi, Bluetooth
Data Transfer Rate	5800 MHz (5.8GHz WiFi)
Compatible Operating System	iOS 12+ / Android 11+
Compatible Car Models	2016+ car models with wired CarPlay/Android Auto



Image: A graphic illustrating the extensive compatibility of the adapter with iPhone series running iOS 12+ and phones running Android 11+. Includes QR codes for checking matching car models for [iOS CarPlay](#) and [Android Auto](#).

## 9. WARRANTY & SUPPORT

The Visoud K2 Wireless Android Auto & CarPlay Adapter comes with a **24-month warranty**, ensuring peace of mind regarding product quality and performance.

For any questions, technical support, or warranty claims, please contact Visoud customer service. You can also utilize the OTA firmware update feature for resolving most issues and accessing the latest software improvements. If you are unsure about compatibility with your specific car model, please contact customer support for verification.