



Manuals.plus /

› Sennheiser /

› Sennheiser RS 275 TV Headphones Instruction Manual

Sennheiser RS 275 (Model 700440)

Sennheiser RS 275 TV Headphones Instruction Manual

Model: RS 275 (700440) | Brand: Sennheiser

1. INTRODUCTION

The Sennheiser RS 275 TV Headphones provide a high-fidelity wireless audio experience designed for television viewing. This system includes the HDR 275 TV Headphones and the BTA1 TV Transmitter, offering features like Virtual Surround Sound, Speech Clarity, and Auracast technology for an enhanced listening experience. With up to 50 hours of battery life, these headphones ensure extended comfort and uninterrupted entertainment.

2. WHAT'S IN THE BOX

Verify that all components are present in your package:

- HDR 275 TV Headphones with User Replaceable Battery
- BTA1 TV Transmitter
- Headphone Stand
- TV Audio Digital (Toslink to Mini Toslink Optical Cable)
- TV Audio Analog (Audio Cable 3.5 mm)
- USB A-C Cable
- USB C-C Cable
- User Information (this manual)

Contents of delivery

- ① HDR 275 TV Headphones with User Replaceable Battery
- ② BTA1 TV Transmitter
- ③ Headphone Stand
- ④ TV Audio Digital (Toslink to Mini Toslink Optical Cable)
- ⑤ TV Audio Analog (Audio Cable 3.5 mm)
- ⑥ USB A-C Cable
- ⑦ USB C-C Cable
- + User Information



Image: Contents of delivery for Sennheiser RS 275 TV Headphones, showing headphones, transmitter, stand, and various cables.

3. SETUP

3.1 Connecting the BTA1 TV Transmitter to HDR 275 TV Headphones

The BTA1 TV Transmitter and HDR 275 TV Headphones are pre-paired for ease of use. When the transmitter is connected to a power supply, it automatically begins an Auracast transmission, allowing all Auracast-enabled headphones to connect automatically.

Comfortable to binge

Watch as long as you like. Or finally take on that epic 12-hour Norwegian train ride video in a single sitting. The connection will remain stable the entire time, no dropouts or sputters and with a range of up to 50 meters, you can enjoy that reliability while freely roaming around your home.

These headphones are also light, breathable, and super comfy. They've got plush fabric earcups. Because the last thing you want is headphones that distract you from your hard-earned me-time.



Image: Diagram illustrating the automatic wireless connection between the BTA1 TV Transmitter and HDR 275 TV Headphones.

3.2 Connecting to Other Bluetooth Devices

Your HDR 275 TV Headphones can also connect to other Bluetooth-enabled devices, such as smartphones or tablets.

1. Ensure your headphones are powered on.
2. Activate Bluetooth on your desired device.
3. Press and hold the Bluetooth pairing button on your headphones for approximately 5 seconds until the indicator light flashes.
4. Select 'HDR 275/255 TV Headphones' from the list of available devices on your phone or tablet.

Note: If no connection is established within 2 minutes, the pairing mode will terminate. Repeat the steps if necessary.

Key features

- ▶ **Brilliant 3D sound:** High-end Sennheiser drivers deliver immersive, perfectly synced sound and clear dialog with the cinematic immersion of Virtual Surround Sound.
- ▶ **Speech Clarity:** Never miss another line of dialog because voices are much clearer and easier to understand.
- ▶ **Bingeable battery life:** Up to 50 hours of playtime lets you watch TV as long as you like. Replaceable battery for long-term use.
- ▶ **Simple, guided setup:** Just plug in the transmitter, turn on the pre-paired headphones, and you're connected.
- ▶ **Connect to practically any Bluetooth device:** Use the headphones with your phone, tablet, or other Bluetooth devices.



Image: Step-by-step guide for connecting the headphones to a Bluetooth-enabled smartphone.

4. OPERATING INSTRUCTIONS

4.1 Virtual Surround Sound

Engage Virtual Surround Sound to enhance depth and immersion, recreating a cinematic audio experience. This feature is ideal for movies and immersive content.

TV sound tailored just for you



Sennheiser Speech Clarity makes sure nothing gets between you and the thrill of what you're watching. It selectively amplifies human voices so it's much easier to understand what people are saying on the screen.

Everyone hears differently. Which is why you can choose from four hearing profiles to ensure everything sounds the way you like it. But those commercials for stuff you wouldn't buy in a million years are still blasting twice as loud as your show. The "Normalize Volume" feature puts an end to this: now you can still hear everything during the quiet bits without turning down the volume for every action scene. These headphones even let you adjust the level of each ear separately to get the perfect balance.

Image: A user enjoying an immersive cinematic experience with Virtual Surround Sound.

4.2 Speech Clarity

Activate Speech Clarity to make dialogue crisper and easier to hear, especially over background noise. This feature also includes automatic leveling of sudden volume spikes for a consistent listening experience.



Image: A user experiencing balanced audio and enhanced speech clarity while listening to content.

4.3 Hearing Profiles and Volume Control

Customize your sound with four different hearing profiles to match your preferences. The headphones also offer independent left/right balance control for personalized audio adjustment.

Tired of negotiating the TV volume? This no-compromise, high-fidelity Bluetooth headphone and transmitter bundle gives you great sound and lets you watch TV your way. The only problem: finding something new to argue about.

- Best TV sound
- Crystal-clear speech
- Easy and reliable
- Versatile connectivity

The RS 275 TV Headphones deliver high-fidelity wireless audio without lag, keeping sound and picture perfectly in sync. Exceptional fidelity and advanced features like Virtual Surround Sound make movies feel like you're in a movie theater, but without the gross sticky floor.

Image: Headphones and transmitter showcasing hearing enhancement features and customizable sound profiles.

4.4 Auracast Technology

The BTA1 TV Transmitter supports Bluetooth Auracast, allowing an unlimited number of additional Auracast headphones or devices to connect to the same audio stream. Each connected device can maintain its own independent volume and feature settings.

Which TV listening setup fits your watching style?




	 Generic Headphone MOMENTUM 4	 Single Transmitter BTA1 TV Transmitter	 Bundle (Headphone & Transmitter) RS 275 TV Headphones
USE CASE	Occasional TV Use For everyday listening, with the flexibility to enjoy TV audio whenever you want.	Auracast Upgrade For Auracast headphone users looking to improve TV sound quality using the headphones they already own.	Dedicated TV Experience For daily TV viewing with the most effortless, reliable, and fully optimized experience—featuring superior sound and advanced built-in features.
CONNECT MULTIPLE HEADPHONES	Only 1	Unlimited	Unlimited
RANGE	Up to 10 m	Up to 50 m	Up to 50 m
BLUETOOTH	Bluetooth Classic	Auracast	Bluetooth Classic & Auracast

Image: Multiple headphones and earbuds demonstrating shared listening via Auracast technology.

Watch together with one or more headphones

Want to watch with others who prefer a different volume level? It's no problem with Bluetooth Auracast.

Leave the TV speaker on for everyone else, or take advantage of this bundle's support for cutting-edge Bluetooth Auracast technology. Your new RS 275 and the included transmitter allow an unlimited number of additional Auracast headphones to tap into the same audio stream as you.

It's like old-school radio, but with much better sound. All listeners can choose their own volume and custom settings. Whether unwinding solo or watching with the family, these TV headphones give you effortless control and uncompromising fidelity everyone can enjoy.



Image: The BTA1 TV Transmitter, highlighting its role in enabling multi-device Auracast listening.

5. FEATURES OVERVIEW

- **Optimal Sound:** Virtual Surround Sound for enhanced depth and immersion, and Speech Clarity for clear dialogue.
- **Maximum Comfort:** Ergonomic design with plush ear cups and up to 50 hours of battery life for extended listening sessions.
- **Flexible Listening:** Auracast technology allows multiple headphones to connect to one transmitter, each with individual sound settings. Bluetooth Classic support for other devices.
- **Easy Setup:** Pre-paired headphones and color-coded cables simplify initial setup.
- **Long Range:** Up to 50 meters wireless range for freedom of movement.

Effortless setup, flexible listening

The bundle comes pre-paired to eliminate setup hassles. It's all ready to go straight out of the box and works with any TV with optical or analog connection. Of course we did thorough user testing to make sure the rest of the setup is a breeze, too. Since these are Bluetooth headphones, you can easily connect them to your phone, tablet, or other devices as well. To keep your setup organized, you also get a headphone stand that neatly stores the headphones and transmitter.



Image: A user demonstrating the ease of use and comfort of the headphones.



Tired of negotiating the TV volume? This no-compromise, high-fidelity Bluetooth headphone and transmitter bundle gives you great sound and lets you watch TV your way. The only problem: finding something new to argue about.



Best TV sound



Crystal-clear speech



Easy and reliable



Versatile connectivity

The RS 275 TV Headphones deliver high-fidelity wireless audio without lag, keeping sound and picture perfectly in sync. Exceptional fidelity and advanced features like Virtual Surround Sound make movies feel like you're in a movie theater, but without the gross sticky floor.

Image: Close-up of the headphones highlighting their comfortable design and plush earcups.

6. MAINTENANCE

6.1 Battery Replacement

The HDR 275 TV Headphones feature a user-replaceable battery. Refer to the detailed instructions in the full user manual for safe and proper battery replacement procedures.

6.2 Cleaning

To clean your headphones, use a soft, dry cloth. For the earcups, which are made of fabric, gently wipe with a slightly damp cloth if necessary, and allow to air dry completely before use. Do not use harsh chemicals or abrasive materials.

7. TROUBLESHOOTING

If you encounter issues with your Sennheiser RS 275 TV Headphones, try the following:

- **No Sound:** Ensure the transmitter is properly connected to your TV's audio output and powered on. Check headphone battery level.
- **Pairing Issues:** If headphones do not connect to the transmitter or a Bluetooth device, ensure both devices are in pairing mode and within range. Remember, pairing mode terminates after 2 minutes if no connection is established.
- **Poor Audio Quality:** Check for interference from other wireless devices. Ensure the headphones are within the

optimal range of the transmitter or Bluetooth device.

- **Battery Not Charging:** Verify that the charging cables are securely connected to both the headphones/transmitter and the power source.

For further assistance, please refer to the comprehensive troubleshooting section in the complete user manual or visit the Sennheiser support website.

8. SPECIFICATIONS

Brand	Sennheiser
Model Name	RS 275
Model Number	700440
Color	Black
Ear Placement	Over Ear
Noise Control	Passive Noise Cancellation
Connectivity Technology	Bluetooth
Wireless Technology	Bluetooth
Bluetooth Range	50 Meters
Battery Average Life	50 Hours
Frequency Range	85 Hz - 20,000 Hz
Audio Driver Type	Dynamic Driver
Additional Features	Virtual Surround Sound, Speech Clarity
Compatible Devices	Television, Auracast Enabled Devices, Bluetooth-Enabled Devices
Item Weight	2.6 Pounds
Material	Fabric

9. OFFICIAL PRODUCT VIDEO

Your browser does not support the video tag.

Video: An official product overview of the Sennheiser RS 275 TV Headphones, showcasing key features and benefits.

10. WARRANTY AND SUPPORT

The Sennheiser RS 275 TV Headphones come with a 1-Year Manufacturer's Warranty. For warranty claims, technical support, or additional product information, please visit the official Sennheiser website or contact their customer service. You can also visit the Sennheiser Store on Amazon for more products and information.