ARPHA D289H

ARPHA D289H WiFi Smart Lock with Camera - Instruction Manual

Model: D289H | Brand: ARPHA

Setup

What's in the Box

The ARPHA D289H Smart Lock package includes all necessary components for installation and operation:

- Exterior Assembly (Smart Lock with Keypad and Camera)
- Interior Assembly (Battery Compartment and Thumb Turn)
- Latch
- Strike Plate
- Mounting Plate
- Installation Screws (various sizes)
- Keys (x2)
- Dingdong Machine (Doorbell Chime)
- 4x AA Batteries (not included, alkaline recommended)

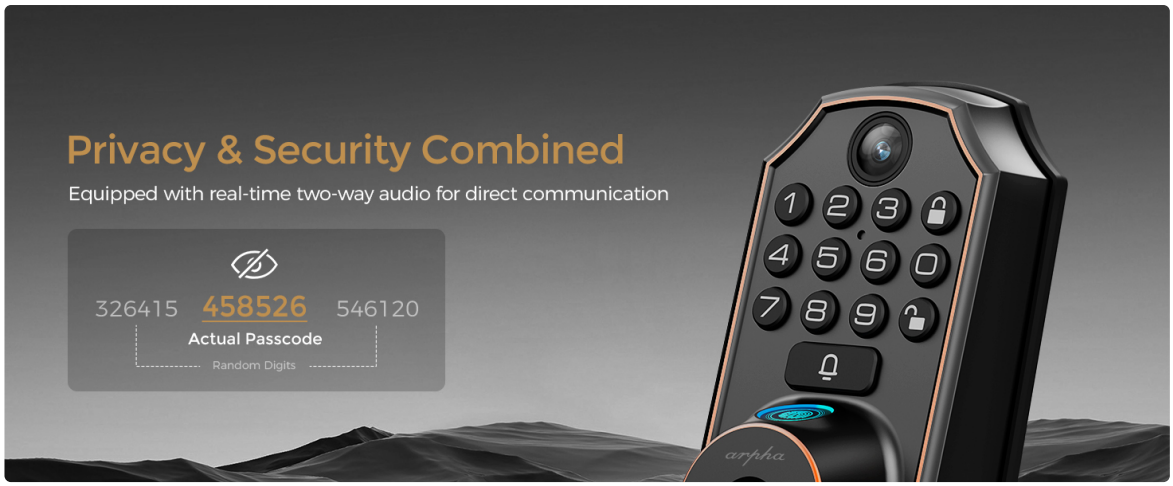

Figure 1: All components included in the ARPHA D289H Smart Lock package.

Pre-Installation Steps

Before beginning installation, ensure your door meets the required specifications. Measure the backset (distance from door edge to center of bore hole) and door thickness. The lock supports backsets of 60mm or 70mm and is suitable for 2-1/8" (54mm) door holes.

Figure 2: Door and lock dimensions for proper fit and installation.

Installation

Follow these steps to install your ARPHA D289H Smart Lock. Ensure the deadbolt is correctly oriented with the 'UP' marking facing upwards. The lock is compatible with both left and right-handed doors.

Your browser does not support the video tag.

Video 1: Detailed installation tutorial for the ARPHA D289H Smart Lock, covering all physical setup steps.

Figure 3: Visual guide for easy installation, including door compatibility.

Figure 4: The smart lock is designed to be compatible with both left and right-swinging doors.

Initialization Setup

After physical installation, perform the initialization setup to ensure the lock functions correctly and calibrates to your door's orientation.

Your browser does not support the video tag.

Video 2: Guide on how to perform the initial setup and calibration of the smart lock.

App Connection Settings

Connect your smart lock to the Tuya app for remote control, monitoring, and advanced features. Ensure your router supports a 2.4GHz Wi-Fi band as 5GHz is not compatible.

Your browser does not support the video tag.

Video 3: Instructions for connecting the smart lock to the Tuya app via Wi-Fi.



Figure 5: The smart lock supports direct Wi-Fi connectivity for remote access.

Operating Instructions

Unlocking Methods

The ARPHA D289H Smart Lock offers multiple convenient ways to unlock your door:

- **Fingerprint:** Use your registered fingerprint for quick access.
- **Keypad PIN:** Enter your personalized PIN code on the touchscreen keypad.
- **App Control:** Unlock remotely via the Tuya app on your smartphone.

- **Backup Keys:** Use traditional physical keys as a failsafe.



Figure 6: Various methods available to unlock the smart lock.



Figure 7: Fingerprint unlocking feature with performance metrics.

Auto-Lock Setting

Configure the auto-lock feature to automatically secure your door after a set period (10 seconds to 30 minutes) for enhanced security.

Your browser does not support the video tag.

Video 4: Instructions for setting up the automatic locking function.

Remote Unlock

When a visitor presses the doorbell, you receive a notification on your smartphone. You can then view live video, communicate via two-way audio, and unlock the door remotely through the Tuya app.

Your browser does not support the video tag.

Video 5: Demonstrates how to remotely unlock the door using the app after a doorbell press.

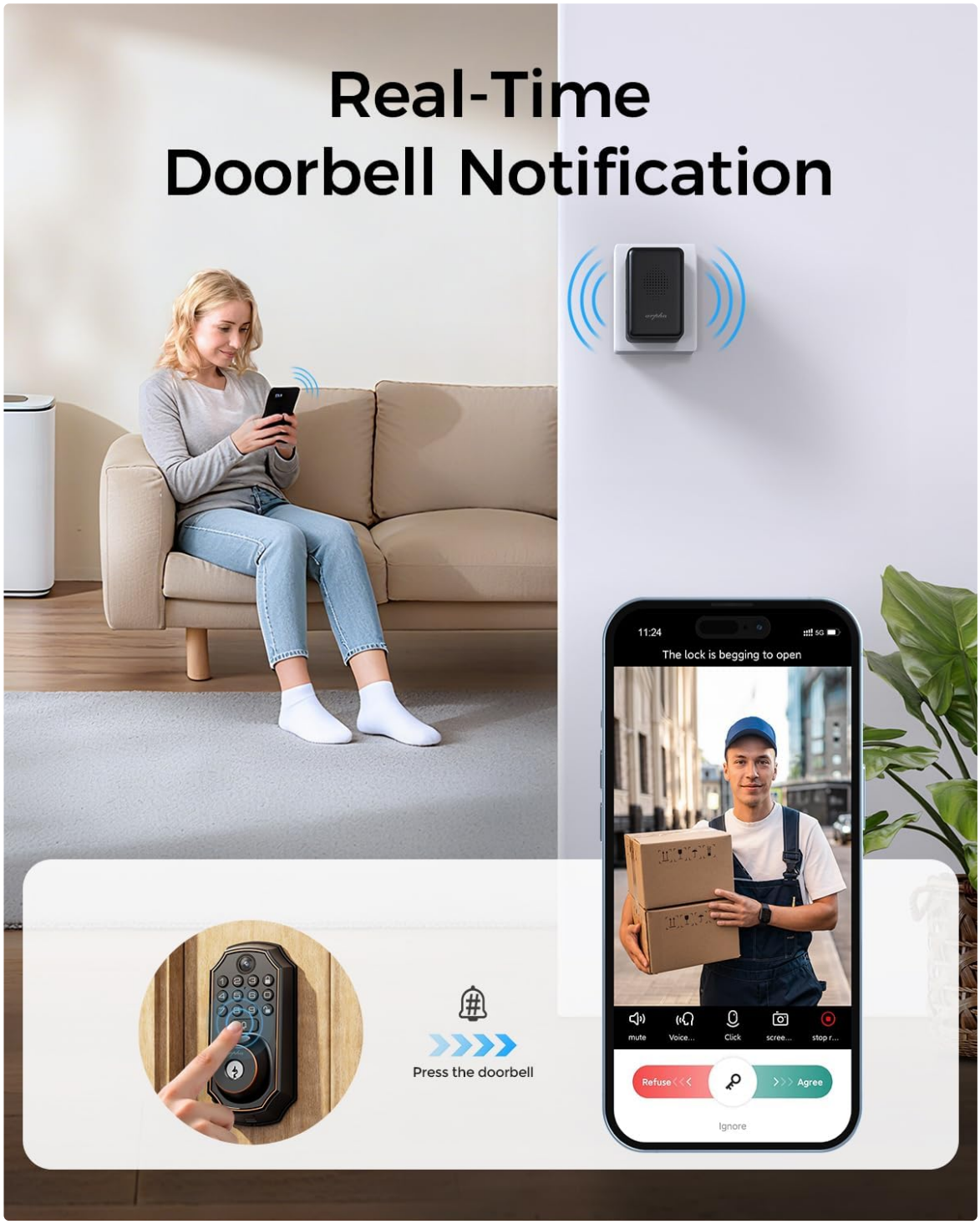

Figure 8: Real-time doorbell notifications and live video feed via the app.

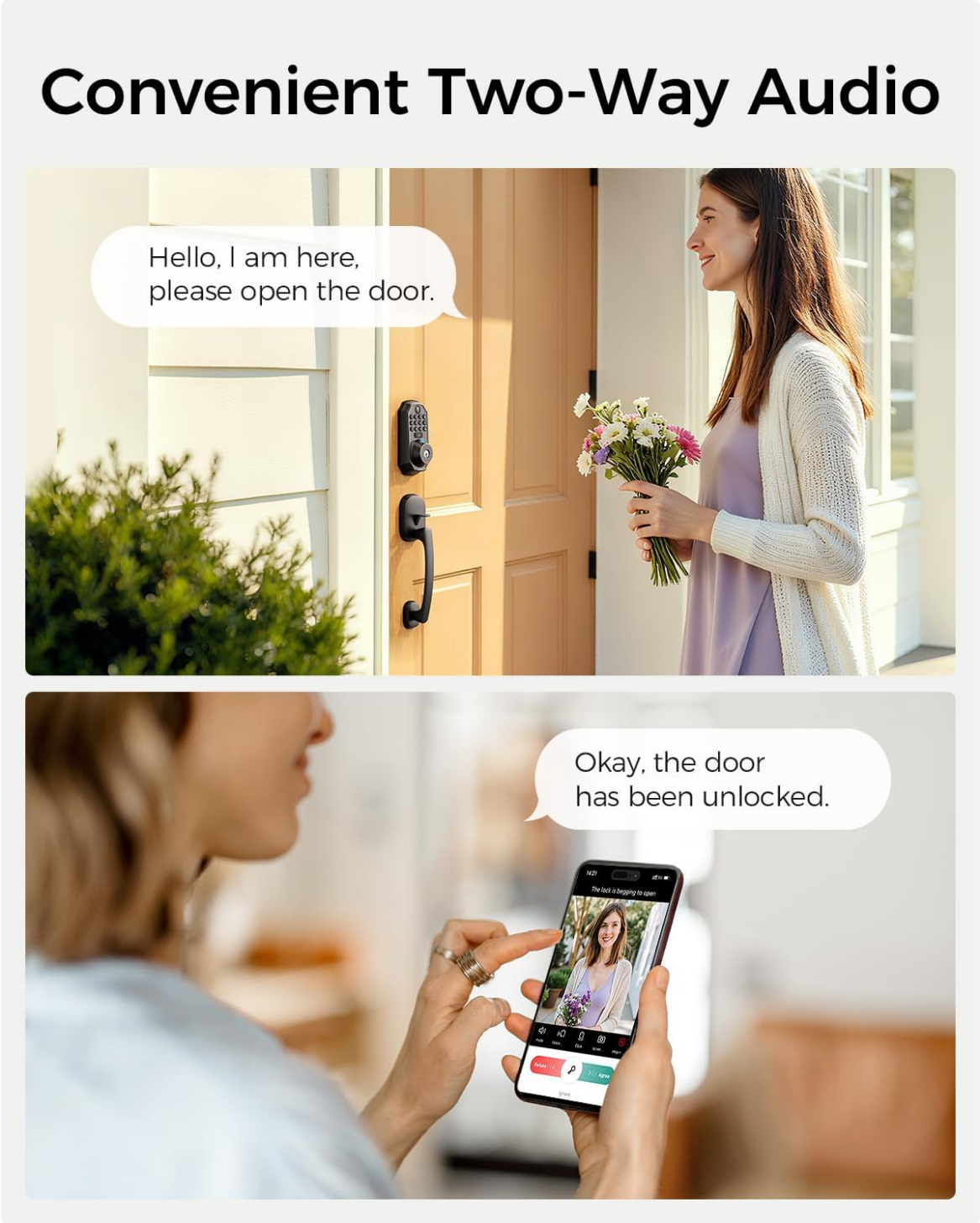

Figure 9: Two-way audio feature for communication with visitors.

Volume Setting

Adjust the volume of the lock's voice prompts and doorbell chime to your preferred level.

Your browser does not support the video tag.

Video 6: Guide on how to adjust the volume settings of the smart lock.

Doorbell Settings

Customize your doorbell settings, including ringtones and notification preferences, through the lock's interface or the app.

Your browser does not support the video tag.

Video 7: Instructions for configuring the doorbell settings.

Constant Open Setting

Activate the constant open mode when you need the door to remain unlocked for an extended period, such as during a party or moving furniture.

Your browser does not support the video tag.

Video 8: How to enable and disable the constant open setting for the smart lock.

Adding Users

Add new users with unique passwords or fingerprints to grant access to family members or trusted individuals.

Your browser does not support the video tag.

Video 9: Step-by-step guide on adding new users to the smart lock system.

Password Settings

Manage and configure various password types, including temporary and one-time passwords, for flexible access control.

Your browser does not support the video tag.

Video 10: Instructions for setting and managing passwords on the smart lock.

Fingerprint Settings

Enroll and manage fingerprints for quick and secure biometric access.

Your browser does not support the video tag.

Video 11: Guide on how to add and manage fingerprints for the smart lock.

Maintenance

Low Battery Alert

The smart lock will provide a low battery alert when power is running low. Replace the 4x AA alkaline batteries promptly. Note that the emergency power supply port is for temporary power only and cannot charge the batteries or transfer data.

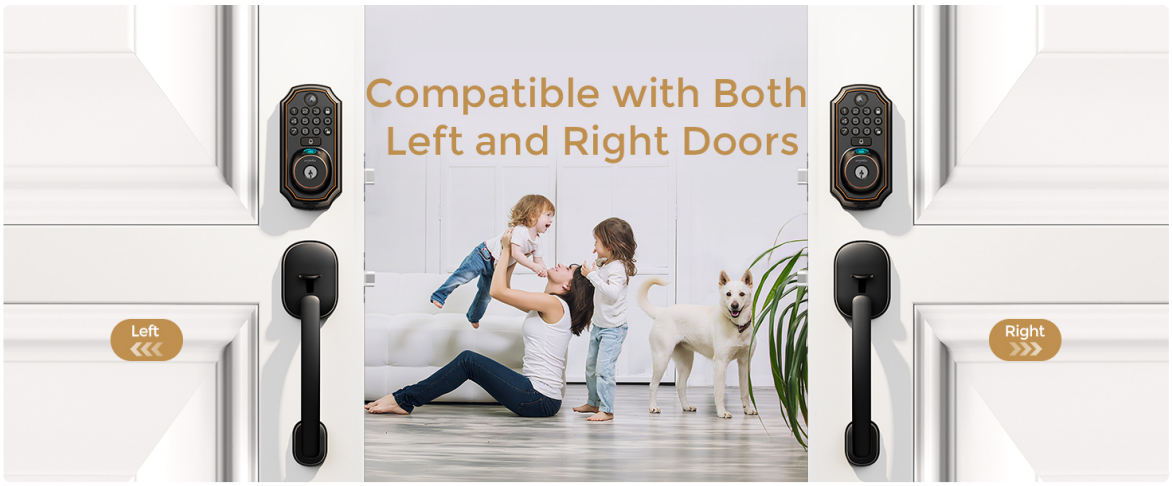

Figure 12: Low battery alert notification and emergency power port usage.

Durable Design

The ARPHA D289H Smart Lock features a durable, weatherproof design (IP65 rated) capable of withstanding extreme temperatures from -31°F to 158°F, ensuring reliable operation in various weather conditions.

Figure 13: The smart lock's durable and weatherproof construction.

Troubleshooting

If you encounter any issues with your ARPHA D289H Smart Lock, please refer to the troubleshooting section within the Tuya app or contact customer support for assistance. Common issues often relate to Wi-Fi connectivity (ensure 2.4GHz band) or battery levels.

Product Specifications

Feature	Specification
Brand	ARPHA
Model Number	D289H
Lock Type	Biometric, WIFI
Special Features	App Unlock, Camera, Fingerprint, WiFi
Connectivity Protocol	BLE, Wi-Fi (2.4GHz only)
Control Method	App
Material	Zinc
Color	Black
Item Dimensions (L x W x H)	5.8 x 2.3 x 1.57 inches
Item Weight	3 Pounds
Recommended Uses	Home
Included Components	Mounting screws, Front and rear lock mechanism, Handle set (interior/exterior), Installation guide

Warranty and Support

The ARPHA D289H Smart Lock comes with an 18-month warranty. For any product inquiries, technical support, or warranty claims, please refer to the contact information provided in your product packaging or visit the official ARPHA website.