

Sekey FW268

Sekey Beach Wagon Model FW268 Instruction Manual

Brand: Sekey

Model: FW268

INTRODUCTION

This manual provides essential information for the safe and efficient use of your Sekey Beach Wagon Model FW268. Please read these instructions carefully before assembly and operation to ensure proper function and longevity of the product.

SAFETY INFORMATION

Always observe the following safety guidelines to prevent injury or damage to the product:

- Do not exceed the maximum load capacity of the wagon.
- Ensure all parts are securely assembled and locked into place before each use.
- Keep hands and feet clear of moving parts during folding and unfolding operations.
- This wagon is not designed for transporting children or pets without appropriate safety restraints and constant supervision.
- Avoid pulling the wagon over sharp objects that could puncture the balloon tires.
- Always maintain a firm grip on the handle when pulling the wagon, especially on uneven or sloped terrain.

SETUP AND ASSEMBLY

The Sekey Beach Wagon Model FW268 is designed for quick setup. Follow these steps to prepare your wagon for use.

Unfolding the Wagon

1. Place the folded wagon on a flat, stable surface.
2. Release any securing straps or latches that hold the wagon in its folded position.
3. Gently pull the sides of the wagon apart until the frame is fully extended.
4. Press down firmly on the center of the wagon's base to ensure it is fully open and locked into position.

5. Extend the telescoping handle to your desired height.

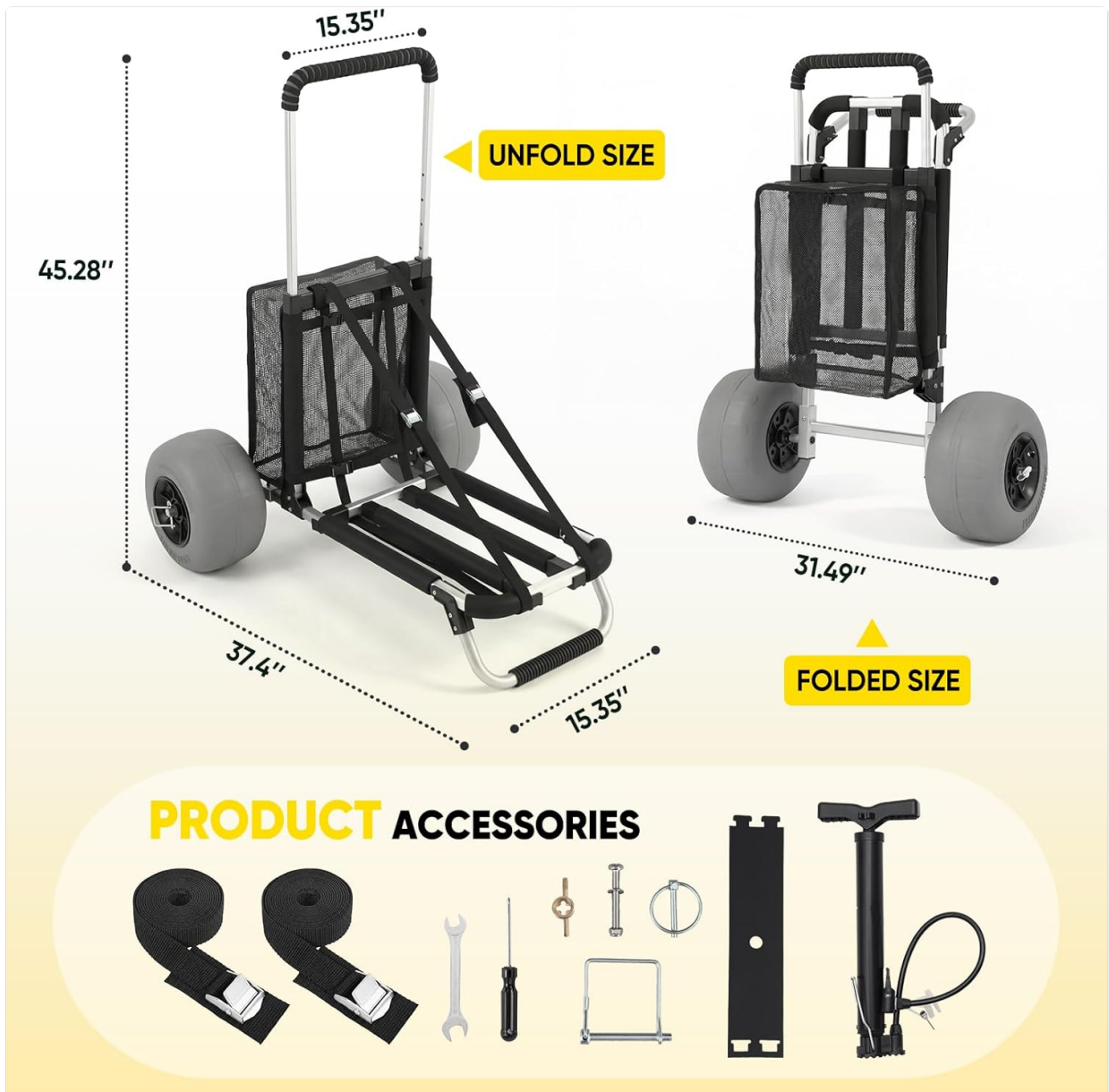


Image: The Sekey Beach Wagon shown in both its unfolded and folded states, with key dimensions indicated. This image also displays the included product accessories such as straps, tools, and a pump.

Attaching the Wheels

The 12-inch balloon wheels are designed for easy attachment and removal, if they are not pre-attached:

1. Align the wheel axle with the corresponding slot on the wagon frame.
2. Push the wheel firmly onto the axle until it clicks into place.
3. Ensure both wheels are securely attached and cannot be easily pulled off before loading the wagon.



Image: A detailed view of the 12-inch balloon wheel, highlighting its approximate 12-inch diameter and 7-inch width, designed for optimal performance on soft surfaces.

OPERATING INSTRUCTIONS

Loading the Wagon

To maintain stability and ease of pulling, distribute weight evenly across the wagon's cargo deck. Place heavier items at the bottom and center. Use the provided straps to secure items, especially if they are bulky or prone to shifting during transport.

Rolls smoothly on soft sand



Image: A man effortlessly pulling a loaded Sekey Beach Wagon across soft sand, demonstrating the wagon's smooth rolling capability even with heavy items like coolers and beach chairs.

Adjusting the Handle

The ergonomic telescoping handle can be adjusted to a comfortable height, ranging from approximately 31.9 inches to 49.21 inches, to minimize back strain during long walks.

1. Locate the adjustment buttons or flip-lock mechanism on the handle.
2. Press the buttons or release the lock to allow the handle to extend or retract.
3. Adjust the handle to your preferred height.
4. Securely lock the handle in place before pulling the wagon.



Image: A close-up view of the adjustable handle, highlighting the comfortable EVA material grip and the secure adjustment button for height customization.

Navigating Terrain

The 12-inch balloon tires are specifically designed to glide effortlessly over challenging surfaces such as soft beach sand, mud, gravel, and uneven terrain. Pull the wagon steadily and avoid sudden turns or movements, especially when fully loaded or on difficult ground.

One Cart, All Your Gear

QUICK-DRYING MESH
LET SAND & MOISTURE ESCAPE



SECURE STORAGE
ZIPPERED CLOSURE

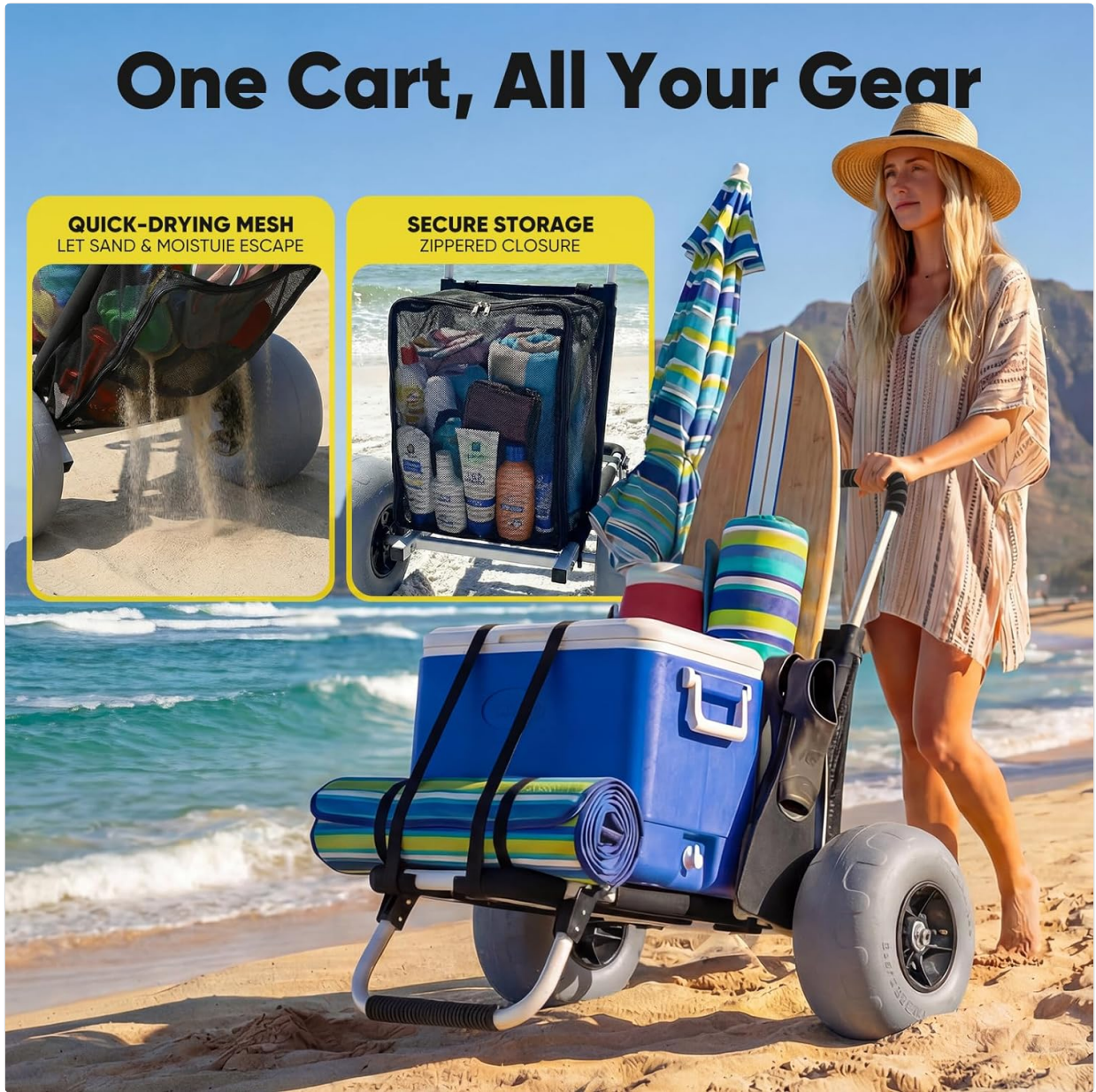


Image: The Sekey Beach Wagon loaded with various beach essentials, including a cooler, surfboard, and umbrella, being pulled along the shoreline, demonstrating its capacity and stability.

MAINTENANCE

Cleaning

After each use, particularly in sandy or saltwater environments, rinse the wagon frame and wheels thoroughly with fresh water. Allow all components to air dry completely to prevent rust and corrosion. The mesh bag can be cleaned with mild soap and water, then air dried.

Seaside Durability

Built to survive saltwater, sea breeze, and years of beach trips

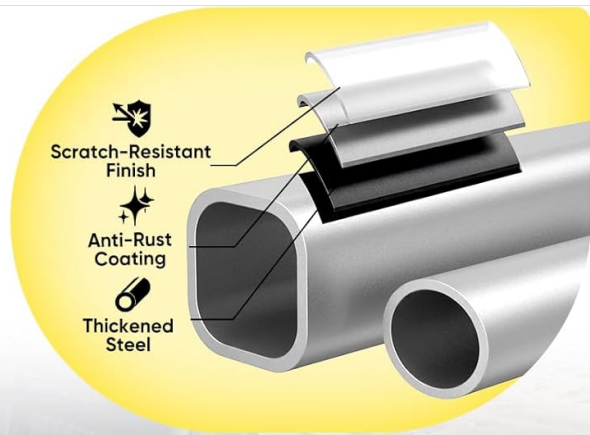


Image: A close-up of the wagon's frame and wheels partially submerged in shallow water, illustrating its robust construction and rust-resistant features designed for seaside durability.

Tire Care

Periodically check the tire pressure of the balloon wheels. The tires can be inflated using a standard pump (one may be included with your accessories). Avoid over-inflation, as this can reduce performance on soft surfaces and potentially damage the tires.

Storage

For compact storage, fold the wagon as described in the "Unfolding the Wagon" section. Store the wagon in a dry place, away from direct sunlight and extreme temperatures, when not in use.

TROUBLESHOOTING

Wagon is difficult to pull on sand.

- Check tire pressure. Under-inflated tires can increase drag on soft surfaces.
- Ensure weight is evenly distributed and not exceeding the wagon's capacity.
- Verify that all wheels are securely attached and rotating freely without obstruction.

Handle does not lock in place.

- Ensure the handle is fully extended or retracted to one of the designated locking positions.
- Check for any obstructions in the locking mechanism that might prevent it from engaging properly.

SPECIFICATIONS

Feature	Detail
Product Dimensions (Unfolded)	39.37"D x 32.28"W x 45.66"H
Model Number	FW268
Brand	Sekey
Material	Aluminum (Frame: Alumina)
Color	Black
Special Features	Sand Friendly, Multi-Use Hauler, Rugged Aluminum Frame, Rust-Resistant Build
Recommended Uses	Outdoor (Beach, Camping)
Tire Type	Tubeless Balloon Tires (12-inch)
Handle Material	Alloy Steel
Required Assembly	Yes

CUSTOMER SUPPORT

For further assistance, inquiries, or warranty information, please refer to the product packaging or visit the official Sekey website for contact details. Our customer support team is available to help you with any questions regarding your Sekey Beach Wagon.