

## GVDV CW35 PLUS

# GVDV CW35 Plus Foldable Wagon Cart Instruction Manual

Model: CW35 PLUS

## 1. SETUP AND ASSEMBLY

---

The GVDV CW35 Plus Foldable Wagon Cart requires minimal assembly. It is designed for tool-free setup, allowing for quick preparation for use.

### Unfolding the Wagon

1. Remove the wagon from its packaging.
2. Place the folded wagon on a flat, stable surface.
3. Gently push down on the center of the wagon's base until the frame fully expands and locks into place.
4. Insert the floor mat into the bottom of the wagon to provide a stable base.

### Attaching the Wheels

- Locate the four wheels and their corresponding slots on the wagon frame.
- Align each wheel with its slot and push firmly until it clicks securely into place. Ensure all wheels are properly attached before use.



Figure 1: The wagon's tool-free, one-step folding process, demonstrating its compact storage capability.

This image illustrates the simplicity of unfolding and folding the wagon, highlighting its compact storage. The process is designed to be quick and require no additional tools.

Your browser does not support the video tag.

Video 1: This official GVDV video demonstrates the folding and unfolding of the CW35 Plus wagon, including the handle extension and tailgate operation. It provides a visual guide to the setup process.

## 2. OPERATING INSTRUCTIONS

The GVDV CW35 Plus wagon is designed for versatile use, offering features that enhance portability and carrying capacity.

### Adjusting the Handle

- The telescoping handle can be adjusted from 25.6 inches to 42 inches.
- To extend, press the button on the handle and pull upwards. Release the button to lock it at the desired height.
- To retract, press the button and push downwards until fully collapsed.

### Camp & Beach, All in One

**One Cart Endless Fun**

 Beach Umbrella × 1	 Folding Beach Chair × 2	 Insulated Ice Pack × 1	 Folding Camp Side Table × 1
 Portable Double Sleeping Bag × 1	 Mini Canopy × 1	 Portable Grill × 1	 Outdoor Storage Bag × 2

Figure 2: The extended handle allows users to pull the wagon comfortably in an upright position, reducing strain.



Figure 3: Close-up of the adjustable ergonomic handle, highlighting its telescoping and angle flexibility for various pulling needs.

## Utilizing the Tailgate

- The wagon features a unique flip-down tailgate to expand its carrying capacity.
- To open the tailgate, locate the release mechanisms on either side of the rear panel and disengage them. The tailgate will then fold down.
- This extends the internal space by approximately 30%, ideal for transporting longer or bulkier items that exceed the standard 120L capacity.
- To close, lift the tailgate back into position and secure the release mechanisms.

## Navigating with All-Terrain Wheels

- The 2-inch wide all-terrain wheels are designed for smooth movement across various surfaces.
- The 360-degree rotation of the front wheels allows for easy steering and maneuverability on sand, grass, concrete, and gravel.
- Engage the wheel brakes when parking the wagon on inclines or to prevent unintended movement.

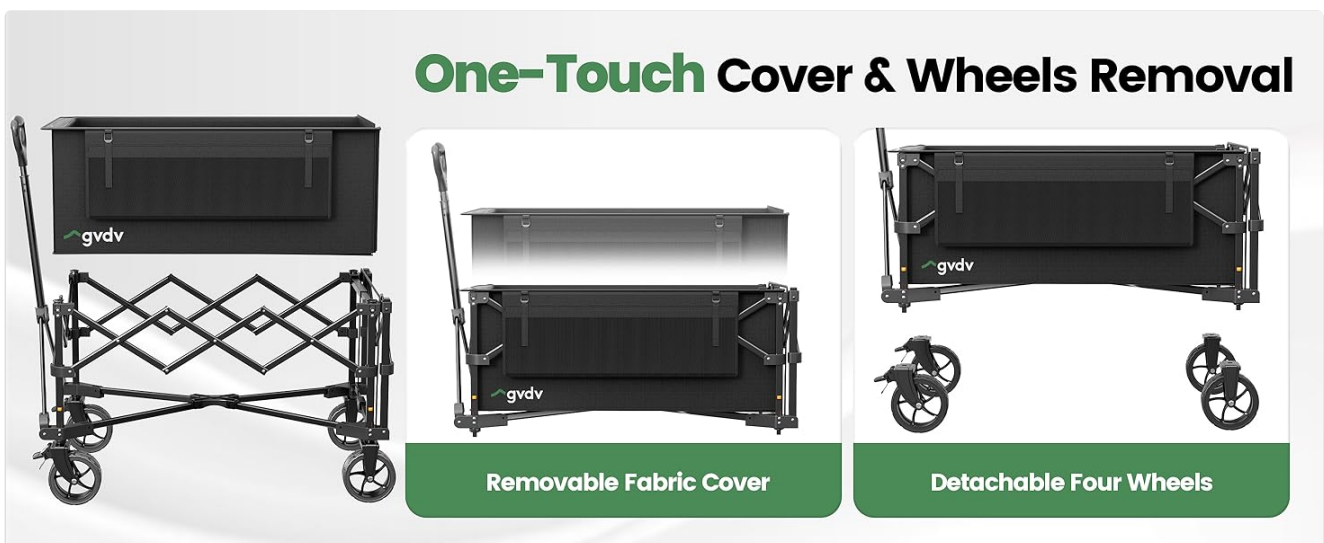


Figure 4: The all-terrain wheels are engineered for stability and ease of movement across diverse outdoor environments.

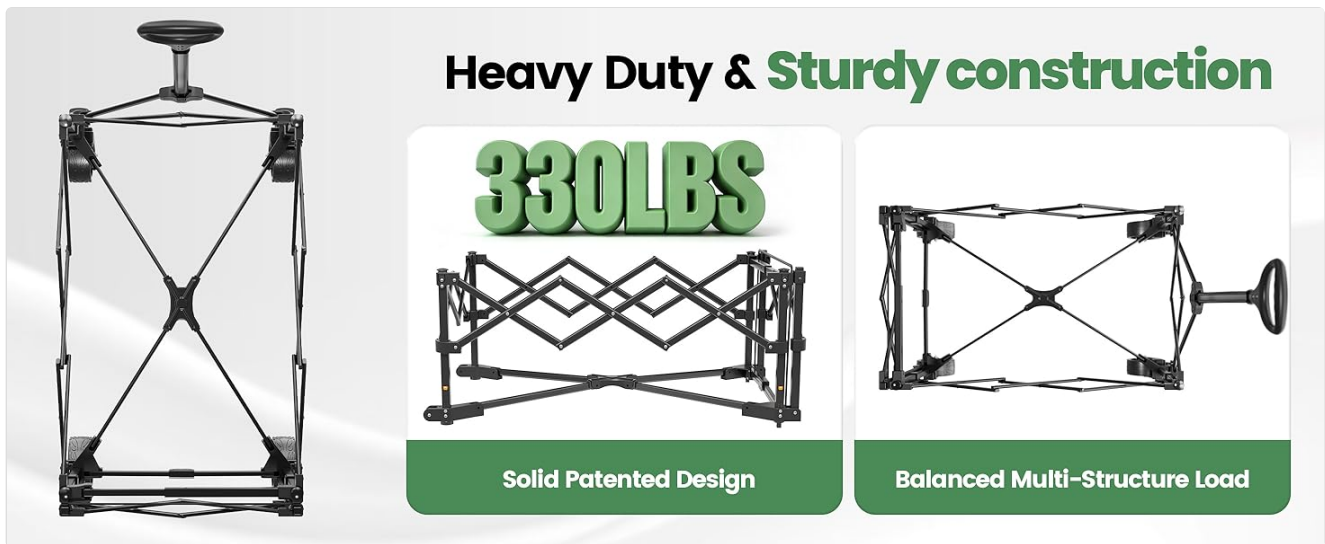


Figure 5: The wagon's capacity and versatility for carrying items for camping, beach trips, and other outdoor activities.

Your browser does not support the video tag.

Video 2: This official GVDV video highlights the features of the CW35 Plus wagon, including its tailgate functionality and overall utility for various tasks.

### 3. MAINTENANCE

---

Proper maintenance ensures the longevity and optimal performance of your GVDV CW35 Plus wagon.

#### Cleaning the Fabric

- The fabric cover of the wagon is removable for easier cleaning.
- To clean, wipe down the fabric with a damp cloth and a mild soap solution. Avoid harsh chemicals or abrasive cleaners.
- Allow the fabric to air dry completely before folding or storing the wagon to prevent mildew.

#### Wheel and Frame Care

- Regularly inspect the wheels for any debris, dirt, or tangled materials that might hinder smooth rotation. Clean as necessary.
- Check the frame for any signs of damage or loose connections. Ensure all bolts and fasteners are secure.
- Store the wagon in a dry, protected area when not in use to prevent rust on metal components and degradation of fabric.

## Tool-Free 1-Step Fold **80% Space Saved**



Pop Open in 10s  
(No Tools Required)



Collapse via Bottom Strap  
(1-Step Done)



Fits Car Trunk + Only  
12 LBS to Lift



Figure 6: The removable fabric cover and detachable wheels simplify cleaning and maintenance tasks.

## 4. TROUBLESHOOTING

---

This section addresses common issues you might encounter with your wagon.

### Difficulty Maneuvering Wheels

- **Issue:** Wheels do not turn smoothly or get stuck.
- **Solution:** Inspect the wheels and axles for any debris (e.g., sand, grass, small stones) that may be obstructing movement. Clean thoroughly. Ensure the wheel brakes are disengaged.

### Stiff Folding Mechanism

- **Issue:** The wagon is difficult to fold or unfold.
- **Solution:** Ensure no items are left inside the wagon that could obstruct the folding frame. Check that the bottom strap is pulled firmly when folding. If necessary, apply a small amount of silicone-based lubricant to the pivot points of the frame, being careful to avoid contact with the fabric.

### Handle Not Extending/Retracting Smoothly

- **Issue:** The telescoping handle is stiff or jams.
- **Solution:** Check for dirt or foreign objects within the telescoping sections. Clean the handle thoroughly. If needed, apply a small amount of silicone lubricant to the inner and outer handle tubes.

For any persistent issues not covered here, please refer to the Warranty & Support section for contact information.

## 5. SPECIFICATIONS

---

Detailed specifications for the GVDV CW35 Plus Foldable Wagon Cart.

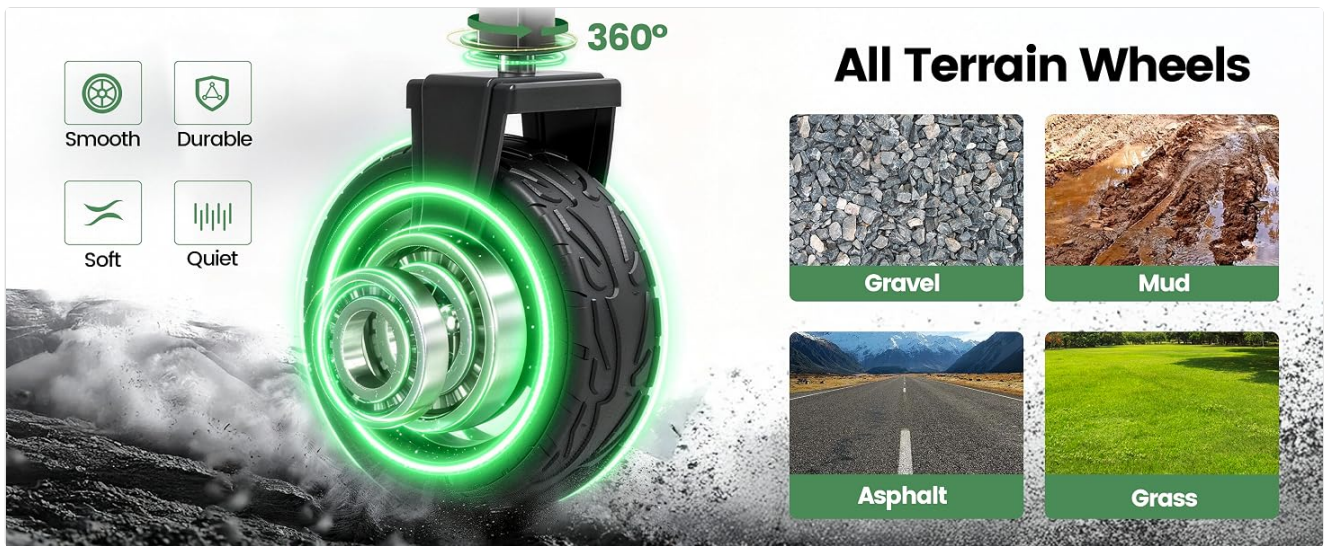


Figure 7: Visual representation of the wagon's dimensions and key performance metrics.

Feature	Detail
Product Dimensions (Unfolded, Tailgate Closed)	29.5"D x 19"W x 13"H (approximate, based on feature bullets)
Product Dimensions (Folded)	7.8"D x 7"W x 23.6"H (approximate, based on feature bullets)
Weight Capacity Maximum	330 Pounds
Base Capacity	120 Liters (expandable with tailgate)
Item Weight	12 Pounds
Handle Length	Adjustable, 25.6" to 42"
Wheel Type	All-Terrain, 2-inch wide, 360° Swivel
Material	Polyester (fabric), Carbon Steel (frame), ABS (handle)
Special Features	Adjustable Handle, Built-In Cup Holder, Compact, Foldable, Lightweight, Flip-Down Tailgate
Model Number	CW35 PLUS

## 6. WARRANTY AND SUPPORT

Your GVDV CW35 Plus Foldable Wagon Cart is covered by a manufacturer's warranty and dedicated customer support.

### Warranty Information

The product includes a **1-year manufacturer's warranty** from the date of purchase. This warranty covers defects in materials and workmanship under normal use.

## Customer Support

For any questions, assistance, or to make a warranty claim, please contact GVDV customer service. They offer 24-hour customer service to address your needs.

**Manufacturer:** GVDV

**Seller:** GVDV GVDV