



[Manuals.plus](#) /

> [Redmi](#) /

> [REDMI Note 15 Pro+ 5G User Manual](#)

Redmi Note 15 Pro+ 5G

REDMI Note 15 Pro+ 5G User Manual

Model: Note 15 Pro+ 5G

[Introduction](#) [What's in the Box](#) [Setup](#) [Operating Your Device](#)
[Maintenance](#) [Troubleshooting](#) [Specifications](#) [Warranty & Support](#)

1. INTRODUCTION

This manual provides essential information for using your REDMI Note 15 Pro+ 5G smartphone. Please read it carefully to ensure proper operation and to maximize the device's features. Keep this manual for future reference.



Image: The REDMI Note 15 Pro+ 5G smartphone in Mirage Blue, showcasing its sleek design.

2. WHAT'S IN THE BOX

Verify that all items are present in your product packaging:

- REDMI Note 15 Pro+ 5G Smartphone
- Charger
- USB Type-C Cable
- SIM Eject Tool
- Warranty Card
- User Guide (this document)
- Protective Case

3. SETUP

3.1. Inserting the SIM Card

1. Locate the SIM card tray on the side of your device.
2. Insert the SIM eject tool into the small hole next to the tray and press gently until the tray pops out.
3. Place your Nano-SIM card(s) into the tray with the gold contacts facing down.
4. Carefully push the tray back into the device until it clicks into place.

Free Redmi Watch Move



Image: Rear view of the REDMI Note 15 Pro+ 5G, indicating the location of the SIM card tray.

3.2. Initial Power On and Basic Setup

1. Press and hold the Power button until the REDMI logo appears.
2. Follow the on-screen instructions to select your language, region, connect to Wi-Fi, and set up your Google account.



Image: Front view of the REDMI Note 15 Pro+ 5G, displaying the screen during initial setup.

3.3. Charging the Device

Connect the provided USB Type-C cable to the phone's charging port and the other end to the 100W HyperCharge adapter. Plug the adapter into a power outlet. The device supports 100W fast charging and 22.5W reverse charging.

The Best Battery Ever on a Redmi Note.

The 6500mAh Silicon-Carbon battery delivers exceptional endurance with 100W HyperCharge for quick top-ups and long-term reliability.



Image: Visual representation of the 6500mAh Silicon-Carbon battery and 100W HyperCharge technology.

4. OPERATING YOUR DEVICE

4.1. Display Features

The REDMI Note 15 Pro+ 5G features a 6.83-inch Quad curved 1.5K CrystalRes AMOLED display with 3200 nits peak brightness. It supports a 120Hz adaptive refresh rate for smooth visuals and Eye Protect 2.0 with Triple TÜV Certifications to reduce eye strain.

A Display That Feels Flagship.

A quad-curved 17.35cm (6.83) 1.5K AMOLED display delivers immersive visuals, ultra-high brightness, and premium in-hand feel.




Image: The vibrant 1.5K Quad-curved AMOLED display of the REDMI Note 15 Pro+ 5G, highlighting its brightness.

Advanced Eye Protection.

Advanced eye-care technology with TÜV triple certification reduces strain, even during extended viewing sessions.



TÜV Rheinland Low Blue Light (Hardware Solution) Certified
TÜV Rheinland Circadian Friendly Certified
TÜV Rheinland Flicker Free Certified




Image: Information on the advanced eye protection features, including TÜV triple certification, for comfortable viewing.

4.2. Camera System

Capture stunning photos and videos with the advanced 200MP OIS camera system. It features a 1/1.4" sensor for exceptional detail and clarity, even in low light. The camera supports 4K video recording, ultra-sharp details, steady videos with OIS, and portraits with natural depth.

200MasterPixel. Ultimate Clarity.

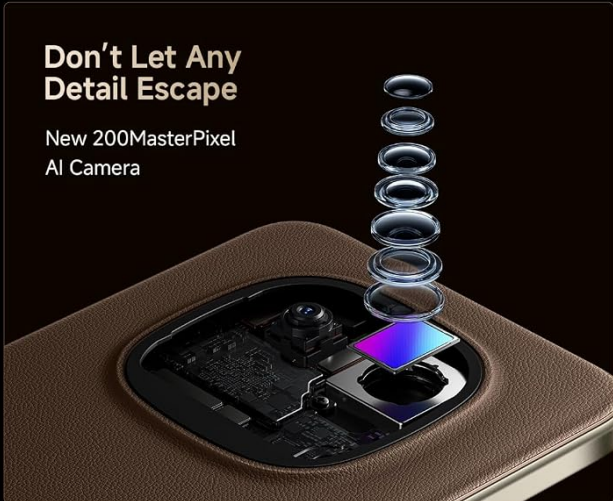
The flagship 200MP Ultimate-Clarity camera delivers unmatched detail, consistent colors, and pro-grade clarity across all focal lengths.



Image: Overview of the 200MasterPixel OIS Camera system, emphasizing its clarity and capabilities.

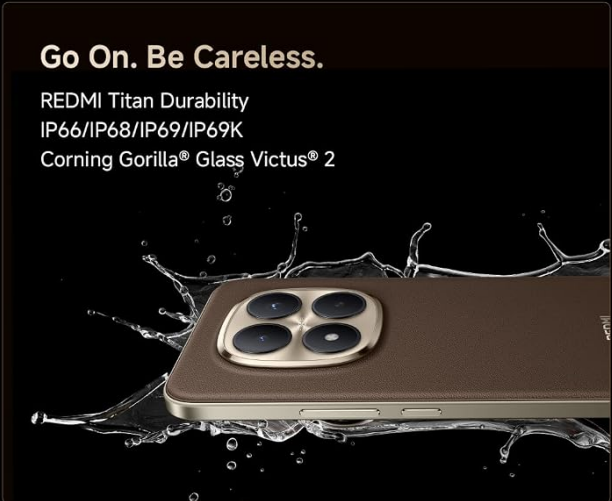
Don't Let Any Detail Escape

New 200MasterPixel AI Camera



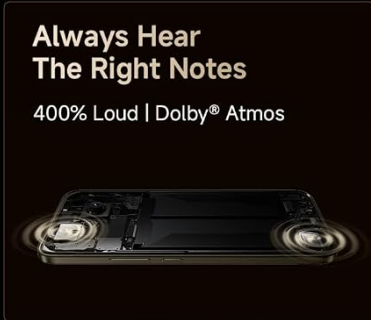
Go On. Be Careless.

REDMI Titan Durability
IP66/IP68/IP69/IP69K
Corning Gorilla® Glass Victus® 2




Always Hear The Right Notes

400% Loud | Dolby® Atmos




REDMI Note 15 Pro+ 5G



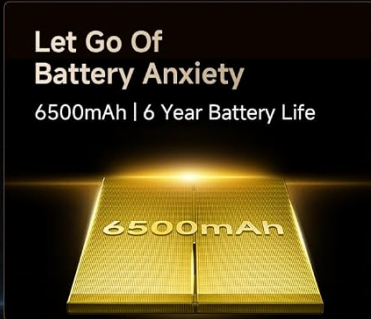
Never Buckle Under Pressure

Snapdragon® 7s Gen 4



Let Go Of Battery Anxiety

6500mAh | 6 Year Battery Life



Look At The Bright Side

17.35cm(6.83) CrystalRes AMOLED Display | Dolby® Vision




Image: A close-up view of the 200MP camera module, showing its intricate lens arrangement.

4.3. Performance

Powered by the Snapdragon 7s Gen 4 processor, the device delivers smooth and efficient performance for gaming and multitasking. The IceLoop cooling technology helps maintain optimal temperatures during intensive use.

Flagship Power, Kept Cool.

Snapdragon® 7s Gen 4 paired with IceLoop cooling delivers flagship-level performance that stays cool and reliable under pressure.



Image: Graphic illustrating the Snapdragon 7s Gen 4 processor, highlighting its advanced performance.

4.4. Audio

Experience immersive sound with symmetric stereo speakers and Dolby Atmos support, providing up to 400% louder and clearer audio for media consumption and calls.

Ultra-Loud, Ultra-Clear Sound.

Symmetric stereo speakers with Dolby Atmos® deliver up to 400% louder sound, immersive depth, and crystal-clear dialogue.



Image: Diagram showing the symmetric stereo speakers and Dolby Atmos sound enhancement.

4.5. Software and AI Features

The REDMI Note 15 Pro+ 5G runs on Android 15 with Xiaomi HyperOS 2, offering a seamless and intelligent cross-device experience. It includes AI features like Circle to Search, Gemini Assistance, and Xiaomi HyperAI Tools for enhanced user interaction. The device also supports Xiaomi Offline Communication for device-to-device calling without cellular or Wi-Fi in certain zones.

Smarter Beyond the Network.

Xiaomi HyperOS brings intelligent AI features and Offline Communication, enabling device-to-device calling even without network coverage.



Image: The Xiaomi HyperOS 2 logo, representing the device's operating system.



Industry-Leading Repair Turnaround Times*

52% issues are resolved within 4 hours only, against an industry average of 47%.



Most Affordable Repair*

37% issues are resolved with expenses less than ₹1000 against industry average of 28%

*Source - Counterpoint study 2025

Image: Visuals demonstrating AI features such as Circle to Search and Gemini Assistance on the smartphone.

Built Stronger, Inside and Out.

A high-strength fiberglass back panel, Gorilla® Glass Victus® 2, and IP66/68/69/69K protection deliver flagship-grade durability.



Image: Illustration of the Xiaomi Offline Communication feature, showing device-to-device calling without network.

5. MAINTENANCE

5.1. Cleaning Your Device

Use a soft, lint-free cloth to clean the screen and body of your phone. Avoid using harsh chemicals or abrasive materials that could damage the finish. For stubborn smudges, slightly dampen the cloth with water or a screen cleaner designed for electronics.

5.2. Software Updates

Regularly check for and install software updates to ensure your device has the latest features, security patches, and performance improvements. Navigate to **Settings > About phone > MIUI version** to check for updates.

5.3. Battery Care

The device is equipped with a 6500mAh Silicon-Carbon battery designed for long life, supporting 1600 charge cycles. To prolong battery health:

- Avoid extreme temperatures.
- Do not let the battery drain completely before recharging.
- Use the original 100W HyperCharge adapter and cable for optimal charging.

5.4. Durability and Protection

The REDMI Note 15 Pro+ 5G features a high-strength fiberglass back panel and Corning Gorilla Glass Victus 2 for enhanced durability. It boasts IP66/IP68/IP69/IP69K protection against dust and water, making it resistant to drops, splashes, and high-pressure water jets.



Image: Visual highlighting the durability features, including Corning Gorilla Glass Victus 2 and IP69K water resistance.

6. TROUBLESHOOTING

6.1. Device Not Turning On

- Ensure the battery is charged. Connect the charger and wait a few minutes before attempting to power on.
- Press and hold the Power button for at least 10-15 seconds to force a restart.

6.2. Apps Crashing or Freezing

- Close the problematic app and reopen it.
- Clear the app's cache and data (Settings > Apps > [App Name] > Storage > Clear cache/Clear data).
- Restart your device.

6.3. Network Connectivity Issues

- Toggle Airplane Mode on and off.
- Check if your SIM card is properly inserted.
- Reset network settings (Settings > Connection & sharing > Reset Wi-Fi, mobile networks, and Bluetooth).

6.4. Factory Reset

If issues persist, you may need to perform a factory reset. **Warning: This will erase all data on your device. Back up important data before proceeding.**

1. Go to **Settings > About phone > Factory reset**
2. Follow the on-screen instructions to confirm the reset.

7. SPECIFICATIONS

| Feature | Detail |
|-----------------------|---|
| Brand | Redmi |
| Model Name | REDMI Note 15 Pro+ 5G |
| Operating System | Android 15, Xiaomi HyperOS |
| RAM Memory | 12 GB |
| Storage Capacity | 256 GB |
| Colour | Mirage Blue |
| Display Type | AMOLED, 1.5K Quad curved, 3200 nits peak brightness |
| Processor | Snapdragon 7s Gen 4 |
| Battery Power | 6500 mAh |
| Charging | 100W HyperCharge, 22.5W Reverse Charging |
| Camera | 200MP OIS Camera |
| Water/Dust Resistance | IP66/IP68/IP69/IP69K |
| Dimensions | 16.3 x 7.8 x 0.8 Centimeters |
| Weight | 207 Grams |
| Connector Type | USB Type C |
| Cellular Technology | 5G |

8. WARRANTY AND SUPPORT

8.1. Warranty Information

Your REDMI Note 15 Pro+ 5G comes with a **1-year manufacturer warranty** for the device and **6 months manufacturer warranty** for in-box accessories, including batteries, from the date of purchase.

8.2. Manufacturer and Importer

Manufacturer: DBG Technology (India) Pvt Ltd, PLOT NO-2, BAWAL, SECTOR-8, Rewari, Haryana, 123501.

Importer: Xiaomi Technology India Private Limited, Building Orchid. Block E, Embassy Tech Village, Marathahalli Outer Ring Road, Devarabisanahalli, Bengaluru 560103.

8.3. Online Support

For additional support, FAQs, and service center locations, please visit the official Redmi website or the [Redmi Store on Amazon](#).

9. SAFETY INFORMATION

Please observe the following safety guidelines to prevent damage to your device or injury to yourself:

- Do not expose the device to extreme temperatures, direct sunlight, or fire.
- Avoid dropping or subjecting the device to severe impact.
- Use only approved chargers and accessories.
- Do not attempt to disassemble or repair the device yourself. Refer to authorized service personnel.
- Keep the device away from water and liquids, despite its water resistance, to prevent potential damage.
- Dispose of the device and its battery responsibly according to local regulations.