

Redmi Note 15 Pro+ 5G

REDMI Note 15 Pro+ 5G Smartphone User Manual

Model: Note 15 Pro+ 5G

[Introduction](#) [Setup](#) [Operation](#) [Camera](#) [Display](#) [Battery](#) [Durability & Support](#) [Software](#) [Maintenance](#) [Troubleshooting](#) [Specifications](#) [Warranty](#)

1. Introduction

This manual provides essential information for using your new REDMI Note 15 Pro+ 5G smartphone. Please read it carefully to ensure proper operation and to maximize the device's capabilities. The REDMI Note 15 Pro+ 5G features an advanced 200MP OIS Camera, a powerful Snapdragon 7s Gen 4 processor, a vibrant CrystalRes AMOLED display, and a durable IP69/69K rating, powered by a 6500mAh Silicon-Carbon battery with 100W HyperCharge.




Image: Overview of the REDMI Note 15 Pro+ 5G highlighting its main features.

2. Setup

2.1. WHAT'S IN THE BOX

Your REDMI Note 15 Pro+ 5G package includes:

- REDMI Note 15 Pro+ 5G Smartphone
- Charger
- USB Type-C Cable
- SIM Eject Tool
- Warranty Card
- User Guide (this document)
- Protective Case

Xiaomi Offline Communication

Kilometer-Level Device-to-Device Calling
Works without Cellular or Wi-Fi

Communicate even in
No-Signal Zones

Ideal for Travel, Outdoors
& Large Gatherings

Reliable Backup When
Networks Are Congested

Built for moments when connectivity can't be trusted



Image: The REDMI Note 15 Pro+ 5G and its included accessories.

2.2. SIM CARD INSTALLATION

1. Locate the SIM card tray on the side of your device.
2. Insert the SIM eject tool into the small hole next to the tray and press firmly until the tray pops out.
3. Place your Nano-SIM card(s) into the tray with the gold contacts facing down. Ensure proper orientation.
4. Carefully push the tray back into the device until it clicks into place.

2.3. INITIAL POWER ON AND CHARGING

Press and hold the Power button until the REDMI logo appears. Follow the on-screen instructions to complete the initial setup. For optimal performance, fully charge your device before first use. Connect the USB Type-C cable to the phone and the charger, then plug the charger into a power outlet.

3. Operating Instructions

3.1. BASIC NAVIGATION

- **Power Button:** Press to lock/unlock the screen. Press and hold to power off or restart.
- **Volume Buttons:** Adjust media volume, call volume, or notification volume.
- **Touch Gestures:** Swipe up from the bottom for Home, swipe up and hold for Recent Apps, swipe from the side for Back.

3.2. MAKING CALLS AND SENDING MESSAGES

Tap the Phone icon to make calls. Tap the Messages icon to send and receive text messages. Your device supports Dual SIM functionality.

3.3. CONNECTING TO NETWORKS


Access **Settings > Wi-Fi** to connect to wireless networks. For mobile data, ensure your SIM card is active and navigate to **Settings > Mobile network**.

3.4. SECURITY FEATURES

Set up screen lock methods (PIN, pattern, password) via **Settings > Password & security**. Configure fingerprint unlock and face unlock for convenient and secure access.

4. Camera Features

The REDMI Note 15 Pro+ 5G is equipped with an advanced 200MP OIS Camera system, designed for ultimate clarity and detail. It features a 1/1.4" sensor for exceptional low-light performance.



200MasterPixel. Ultimate Clarity.

The flagship 200MP Ultimate-Clarity camera delivers unmatched detail, consistent colors, and pro-grade clarity across all focal lengths.


Image: The 200MasterPixel OIS Camera system.

4.1. CAMERA MODES

- **Ultra-Sharp Details:** Utilize the full 200MP resolution for highly detailed photographs.
- **Steady Videos:** Optical Image Stabilization (OIS) ensures smooth and stable video recording, even when moving. Supports 4K recording.
- **Portraits:** Capture professional-looking portraits with natural depth and bokeh effects.
- **AI Camera:** Enhances photos with intelligent scene recognition and optimization.

5. Display Features

Experience immersive visuals on the 6.83-inch Quad curved 1.5K Ultra QHD resolution liquid AMOLED display. It offers exceptional clarity and vibrant colors.



A Display That Feels Flagship.

A quad-curved 17.35cm (6.83) 1.5K AMOLED display delivers immersive visuals, ultra-high brightness, and premium in-hand feel.

Image: The 1.5K Quad-curved AMOLED Display.

5.1. KEY DISPLAY TECHNOLOGIES

- **Brightness:** Up to 3200 nits peak brightness for excellent outdoor visibility.
- **Refresh Rate:** 120Hz Adaptive Refresh Rate for smooth scrolling and fluid interactions.
- **Eye Protection:** Eye Protect 2.0 with Triple TÜV Certifications to reduce eye strain during extended use.
- **CrystalRes AMOLED:** Delivers sharp images and deep blacks.

6. Battery and Charging

The device is powered by a 6500mAh Silicon-Carbon battery, offering extended usage and advanced charging capabilities.

The Best Battery Ever on a Redmi Note.

The 6500mAh Silicon-Carbon battery delivers exceptional endurance with 100W HyperCharge for quick top-ups and long-term reliability.



Image: The 6500mAh Silicon-Carbon battery.

6.1. CHARGING TECHNOLOGY

- **100W HyperCharge:** Enables rapid charging, significantly reducing downtime.
- **22.5W Wired Reverse Charging:** Allows you to charge other compatible devices using your phone.
- **Battery Lifecycles:** Designed for advanced 1600 lifecycles, ensuring long-term battery health.

7. Durability and Protection

The REDMI Note 15 Pro+ 5G is built with robust materials and features to withstand daily wear and tear.

Built Stronger, Inside and Out.

A high-strength fiberglass back panel, Gorilla® Glass Victus® 2, and IP66/68/69/69K protection deliver flagship-grade durability.



Image: The REDMI Note 15 Pro+ 5G demonstrating its durability features.

7.1. PROTECTIVE FEATURES

- **Corning Gorilla Glass Victus 2:** Provides enhanced scratch and drop resistance for the display.
- **IP69/69K Rating:** Offers high-level protection against dust and water ingress, making it suitable for various environments.
- **AI Wet Touch 2.0:** Improves touch responsiveness even when the screen is wet.
- **Fiber Glass Back Panel:** Contributes to the device's overall structural integrity and premium feel.

8. Software and AI Features

The REDMI Note 15 Pro+ 5G runs on Android 15 with Xiaomi HyperOS, offering a seamless and intelligent user experience, powered by the Snapdragon 7s Gen 4 processor.

Flagship Power, Kept Cool.

Snapdragon® 7s Gen 4 paired with IceLoop cooling delivers flagship-level performance that stays cool and reliable under pressure.



Image: The Snapdragon 7s Gen 4 processor.

8.1. PERFORMANCE AND COOLING

- **Snapdragon 7s Gen 4:** Provides robust performance for gaming and multitasking.
- **IceLoop Cooling Technology:** Manages device temperature during intensive use to maintain optimal performance.

8.2. AI AND SMART FEATURES

- **Circle to Search:** A convenient feature for quick information retrieval by circling objects on your screen.
- **Gemini Assistance:** Integrated AI assistant for various tasks and queries.
- **Xiaomi HyperAI Tools:** Suite of AI-powered tools to enhance user experience.



Image: AI features like Circle to Search and Gemini Assistance.

8.3. XIAOMI OFFLINE COMMUNICATION

This feature enables device-to-device communication over kilometer-level distances without requiring cellular or Wi-Fi connectivity, ideal for travel, outdoor activities, or areas with poor network coverage.



Industry-Leading Repair Turnaround Times*

52% issues are resolved within 4 hours only, against an industry average of 47%.



Most Affordable Repair*

37% issues are resolved with expenses less than ₹1000 against industry average of 28%

*Source - Counterpoint study 2025

Image: Xiaomi Offline Communication feature.

8.4. XIAOMI HYPEROS

The device runs on Xiaomi HyperOS 2, offering 4 years of OS updates and 6 years of security patches, ensuring a long-lasting and secure software experience with seamless cross-device connectivity.

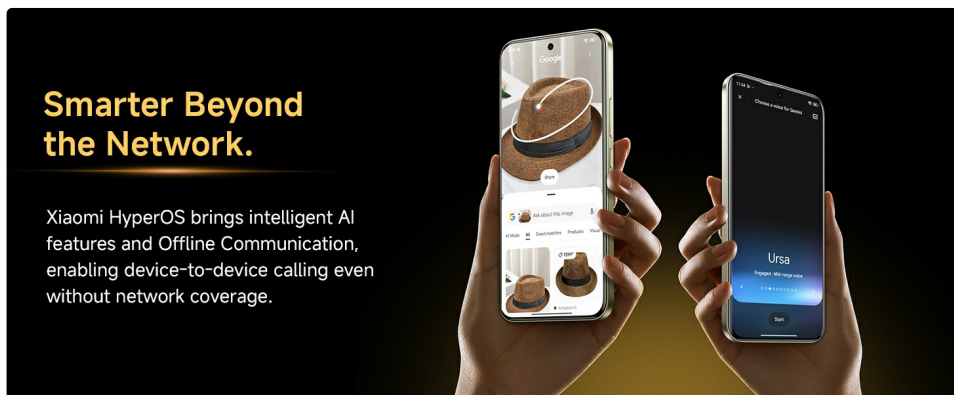


Image: Xiaomi HyperOS 2.

9. Maintenance

9.1. CLEANING YOUR DEVICE

Use a soft, lint-free cloth to clean the screen and body of your phone. Avoid using harsh chemicals or abrasive materials. For stubborn smudges, slightly dampen the cloth with water or a screen cleaner designed for electronics.

9.2. SOFTWARE UPDATES

Regularly check for and install software updates to ensure your device has the latest features, security patches, and performance improvements. Go to **Settings > About phone > MIUI version** to check for updates.

9.3. BATTERY CARE TIPS

- Avoid extreme temperatures, as they can degrade battery life.
- Do not let the battery completely drain frequently.
- Use the original charger and cable for optimal charging and battery health.

9.4. STORAGE MANAGEMENT

Periodically review your installed apps and files. Uninstall unused applications and delete unnecessary photos or videos to free up storage space and maintain device performance. You can check storage usage in **Settings > About phone > Storage**.

10. Troubleshooting

If you encounter issues with your device, try the following common troubleshooting steps:

10.1. DEVICE NOT RESPONDING

- Press and hold the Power button for about 10-15 seconds to force a restart.
- Ensure the device has sufficient battery charge. Connect it to the charger for at least 30 minutes.

10.2. NETWORK CONNECTIVITY ISSUES

- Toggle Airplane Mode on and off.
- Restart your device.
- Check if your SIM card is properly inserted.
- Reset network settings (**Settings > Connection & sharing > Reset Wi-Fi, mobile networks, and Bluetooth**).

10.3. APP CRASHING OR FREEZING

- Close and reopen the app.
- Clear the app's cache and data (**Settings > Apps > Manage apps > [App Name] > Clear data**).
- Update the app from the Google Play Store.
- If the issue persists, uninstall and reinstall the app.

10.4. FACTORY RESET

As a last resort, you can perform a factory reset. This will erase all data on your device, so ensure you have backed up important information. Go to **Settings > About phone > Factory reset** and follow the instructions.

11. Specifications

Key technical specifications for the REDMI Note 15 Pro+ 5G:

Brand	Redmi
Model	Note 15 Pro+ 5G
Operating System	Android 15, Xiaomi HyperOS
Processor	Snapdragon 7s Gen 4
RAM	8 GB (available in other variants)
Storage	256 GB (available in other variants)
Screen Size	6.83 Inches
Display Type	AMOLED, 1.5K Ultra QHD, 3200 nits peak brightness
Rear Camera	200 MP (OIS)
Battery Capacity	6500 mAh
Charging	100W HyperCharge, 22.5W Wired Reverse Charging
Water Resistance	IP69/69K (Waterproof)
Dimensions	16.3 x 7.8 x 0.8 Centimeters
Weight	207 Grams
SIM Card Slot	Dual SIM (Nano)

12. Warranty and Support

12.1. WARRANTY INFORMATION

Your REDMI Note 15 Pro+ 5G comes with a **1-year manufacturer warranty** for the device from the date of purchase. In-box accessories, including batteries, are covered by a **6-month manufacturer warranty**. Please retain your proof of purchase for warranty claims.

12.2. MANUFACTURER AND SUPPORT CONTACT

For technical support, service, or warranty inquiries, please contact:

- **Manufacturer:** DBG Technology (India) Pvt Ltd
- **Address:** PLOT NO-2, BAWAL, SECTOR-8, Rewari, Haryana, 123501.
- **Importer:** Xiaomi Technology India Private Limited, Building Orchid, Block E, Embassy Tech Village, Marathahalli Outer Ring Road, Devarabisanahalli, Bengaluru 560103

You may also visit the official Redmi support website for further assistance and FAQs.