

[Manuals.plus](#) /

> [COFaR](#) /

> COFaR 67-inch Tall Narrow Metal Storage Cabinet (Model KFY_MZ04LX) - Instruction Manual

COFaR KFY_MZ04LX

COFaR 67-inch Tall Narrow Metal Storage Cabinet

Model: KFY_MZ04LX | Brand: COFaR

INTRODUCTION

Thank you for choosing the COFaR 67-inch Tall Narrow Metal Storage Cabinet. This manual provides essential information for the safe assembly, operation, and maintenance of your new cabinet. Please read these instructions carefully before beginning assembly and retain them for future reference.

Important Safety Information

- Always assemble the cabinet on a soft, clean surface to prevent scratches.
- Ensure all parts are present before beginning assembly.
- Do not overtighten screws during assembly.
- For safety, this cabinet includes an anti-tipping feature. It is crucial to secure the cabinet to a wall using the provided hardware to prevent accidental tipping, especially in households with children or pets.
- Distribute weight evenly on shelves to maintain stability.

PACKAGE CONTENTS

Before assembly, verify that all components listed below are present and undamaged. If any parts are missing or damaged, please contact COFaR customer service.

- Cabinet Panels (Top, Bottom, Sides, Back)
- Door Panel with Gold Handle
- Adjustable Shelves (4 pieces)
- Adjustable Feet (4 pieces)
- Magnetic Latch Mechanism
- Assembly Hardware (screws, bolts, etc.)

- Anti-Tipping Hardware
- User Manual (this document)

SETUP AND ASSEMBLY INSTRUCTIONS

Assembly is required for this cabinet. Clear instructions and all necessary hardware are included in the package. Please follow the step-by-step guide provided with your product for detailed assembly. The process typically takes approximately one hour and can be completed by one person, though an extra set of hands may be helpful for certain steps.

Key Assembly Points:

- **Panel Connection:** Securely attach the side panels to the top and bottom panels using the provided hardware.
- **Back Panel Installation:** Fasten the back panel to complete the main structure.
- **Door Hinge Attachment:** The door can be installed to open either to the left or to the right, depending on your preference and space requirements. Refer to the specific instructions for hinge placement.
- **Adjustable Feet:** Install the four adjustable feet at the base of the cabinet. These feet are crucial for leveling the cabinet on uneven floors.
- **Magnetic Latch:** Install the magnetic soft-close latch to ensure the door remains securely closed.
- **Anti-Tipping Device:** **Crucially, attach the anti-tipping hardware to the top rear of the cabinet and secure it to a wall stud.** This prevents the cabinet from falling over.

COFAR NARROW STORAGE CABINET

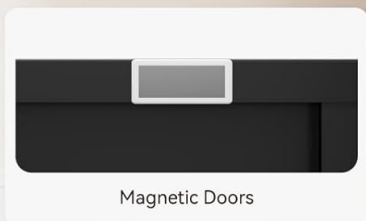



Image: Key features including adjustable feet and magnetic doors, essential for proper setup.

TWO INSTALLATION METHODS

Farmhouse barn doors can be opened to left or right



Image: Illustration of adjustable feet for leveling and adjustable shelves for flexible storage, highlighting the reversible door installation.

OPERATING INSTRUCTIONS

Adjusting Shelves:

The COFaR cabinet features 4 adjustable shelves, allowing you to customize the storage space to fit items of various heights. To adjust a shelf:

1. Empty the shelf of all contents.
2. Carefully lift the shelf and remove it from its current position.
3. Align the shelf supports with the desired slots on the cabinet sides.
4. Ensure the shelf is level and securely seated in all four supports before placing items on it.

ADJUSTABLE SHELVES

Doors open to the left or right



Image: Visual guide for adjusting shelf height within the cabinet.

Door Operation:

The cabinet door is equipped with a magnetic soft-close latch for smooth and secure closing. Gently push the door until the magnet engages to keep it shut. To open, pull the gold handle firmly.

Leveling the Cabinet:

Use the adjustable feet at the base of the cabinet to ensure it stands level and stable on uneven floors. Rotate each foot clockwise to raise and counter-clockwise to lower until the cabinet is stable and the door aligns properly.

MAINTENANCE

To ensure the longevity and appearance of your COFaR metal storage cabinet, follow these simple maintenance guidelines:

- **Cleaning:** Wipe the cabinet surfaces with a soft, damp cloth. For stubborn marks, a mild soap solution can be used, followed by drying with a clean, dry cloth. Avoid abrasive cleaners or harsh chemicals, as these can damage the powder-coated finish.
- **Spills:** Promptly clean up any spills to prevent water spots or potential rust, especially in high-humidity environments like bathrooms. The cabinet is designed to be water-proof and rust-proof, but immediate cleaning is always recommended.
- **Inspection:** Periodically check all screws and connections to ensure they remain tight. Re-tighten if necessary.
- **Anti-Tipping Device:** Regularly inspect the anti-tipping hardware to ensure it remains securely fastened to both the cabinet and the wall.

TROUBLESHOOTING

Problem	Possible Cause	Solution
Cabinet is wobbly or unstable.	Uneven floor surface; adjustable feet not properly set.	Adjust the four leveling feet at the base of the cabinet until it stands firmly without wobbling. Ensure the anti-tipping device is securely installed.
Door does not close properly or is unaligned.	Cabinet is not level; hinges are loose or improperly installed; magnetic latch is misaligned.	First, ensure the cabinet is level using the adjustable feet. Check that all hinge screws are tight. Verify the magnetic latch components are correctly aligned and secured.
Shelves are not holding weight or are sagging.	Shelf not properly seated on supports; excessive weight on shelf.	Ensure shelves are fully seated on all four support pins. Do not exceed the recommended weight capacity of 120 lbs per shelf. Distribute items evenly.
Missing parts or damaged components upon arrival.	Manufacturing or shipping error.	Do not proceed with assembly. Contact COFaR customer service immediately for assistance and replacement parts.

SPECIFICATIONS

Model Number	KFY_MZ04LX
Brand	COFaR
Product Dimensions (D x W x H)	11.81" x 15.75" x 66.93"
Material	High Gauge Cold-Rolled Steel
Finish Type	Powder Coated

Color	Black
Number of Shelves	4 (Adjustable)
Item Weight	37.7 Pounds
Special Features	Anti-Tipping, Adjustable Feet, Magnetic Doors, Water-Proof, Rust-Proof
Assembly Required	Yes

PRODUCT DETAILS

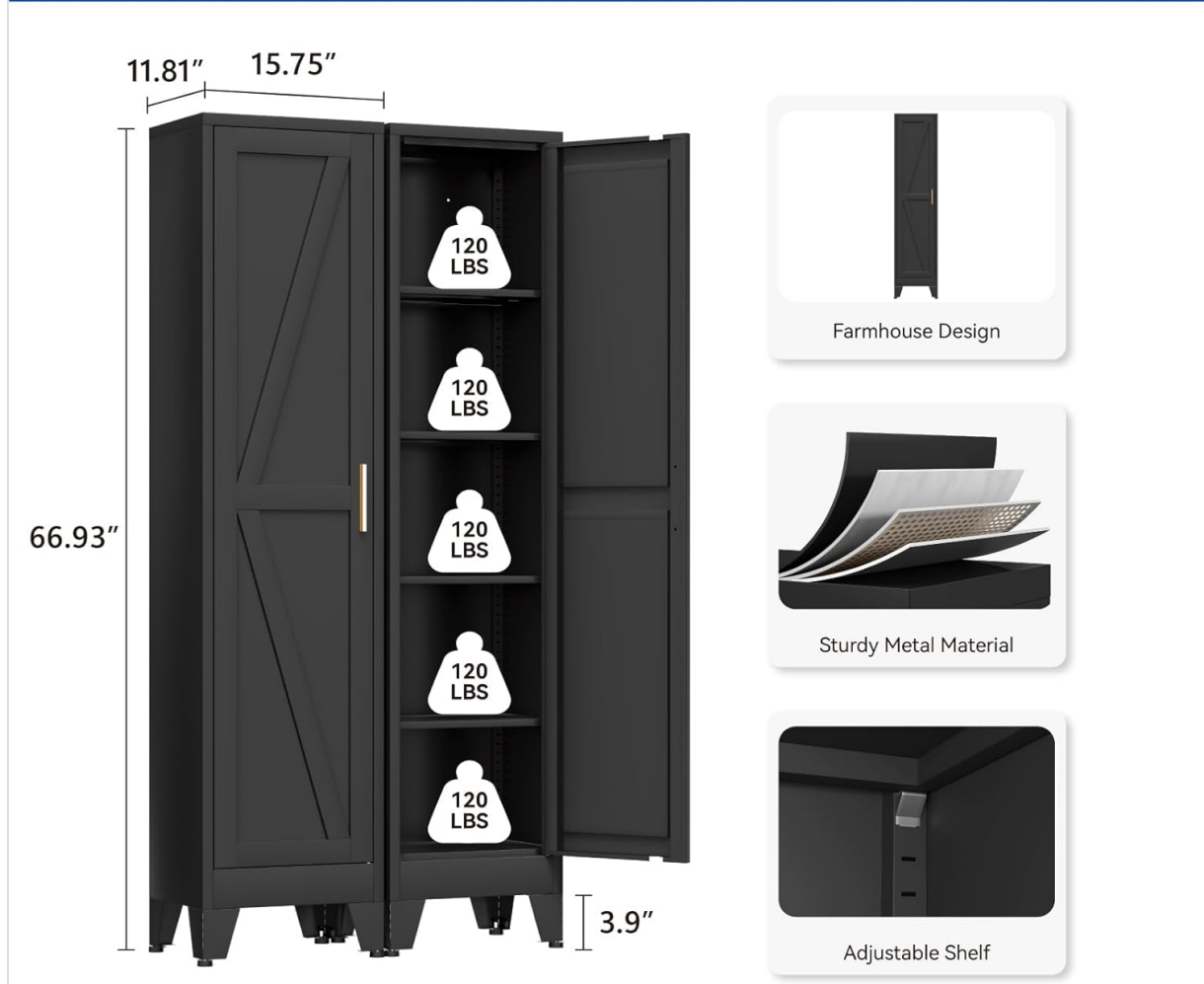


Image: Detailed product dimensions and individual shelf weight capacity.

WARRANTY INFORMATION

COFaR stands behind the quality of its products. While specific warranty details are not provided in this manual, please retain your proof of purchase. For any warranty-related inquiries or claims, please contact COFaR customer service directly. They will provide information regarding applicable warranties and support.

CUSTOMER SUPPORT

If you have any questions, concerns, or require assistance with your COFaR 67-inch Tall Narrow Metal

Storage Cabinet, please do not hesitate to contact the COFaR customer service team. They are available to help with assembly, missing parts, or any other product-related inquiries.

Please refer to the contact information provided on the product packaging or the official COFaR website for the most up-to-date support channels.