

KZ Phantom

KZ Phantom In-Ear Monitor Wired Headphones

Model: Phantom | Brand: KZ

INTRODUCTION

The KZ Phantom In-Ear Monitors (IEMs) are engineered for high-fidelity audio, offering exceptional sound separation and clarity. They are particularly effective for gaming, allowing users to precisely locate in-game sounds like footsteps and gunfire. This design ensures an immersive audio experience without compromising comfort.

Featuring a comfortable and lightweight design, the KZ Phantom IEMs are built with a robust all-metal cavity. The ergonomic ear-hook design minimizes fatigue, allowing for extended wear during long gaming sessions or professional audio monitoring. The durable construction also helps reduce resonant interference, ensuring clear sound.

These IEMs provide excellent noise isolation, achieving up to 37 dB of passive noise reduction through deep in-ear sealing and high-quality ear tips. This ensures consistent sound performance regardless of the environment, making them suitable for professionals (musicians, studio engineers) and personal use (audiophiles, gamers) while reducing the risk of hearing damage.

The KZ Phantom features a high-definition detachable silver-plated cable, allowing for easy replacement and upgrades. An integrated dual high-definition silicone microphone provides clear voice communication, essential for team-based gaming or professional calls. The 3.5mm connector ensures broad compatibility with various gaming platforms including PC, Switch, PS5, and Xbox.

Built for durability and reliability, the KZ Phantom IEMs are constructed with high-quality materials designed for long-term use. All components are serviceable, ensuring the product's longevity and reducing waste.

Phantom

Game Hunter

Hi-Fi Grade Flagship Esports Gaming Earphones

- Hi-Fi Sound Quality · Full-Metal Cavity
- Flagship Large-Diaphragm Driver
- DSP Gaming Sound Card
- Professional Esports Headset Level



Image: KZ Phantom In-Ear Monitors, showcasing the full metal cavity and detachable cable.

PACKAGE CONTENTS

- KZ Phantom In-Ear Monitors
- Detachable Silver-Plated Cable with 3.5mm Connector
- Assorted Ear Tips (various sizes)
- User Manual

SETUP INSTRUCTIONS

1. **Select Ear Tips:** Choose the ear tips that provide the most comfortable and secure fit, ensuring optimal sound isolation. A good seal is crucial for bass response and noise reduction.
2. **Attach Cable:** Carefully align the detachable cable connectors with the IEM units. Ensure the left (L) and right (R) indicators on the cable match the respective IEM units. Push firmly until they click into place. Do not force the connection.
3. **Wear the IEMs:** Place the IEMs into your ears, guiding the cable over and behind your ears for a

secure, ergonomic fit. The ear-hook design helps keep the IEMs in place during movement.

4. **Connect to Device:** Plug the 3.5mm jack of the cable into your audio source (e.g., gaming console, PC, laptop, smartphone).

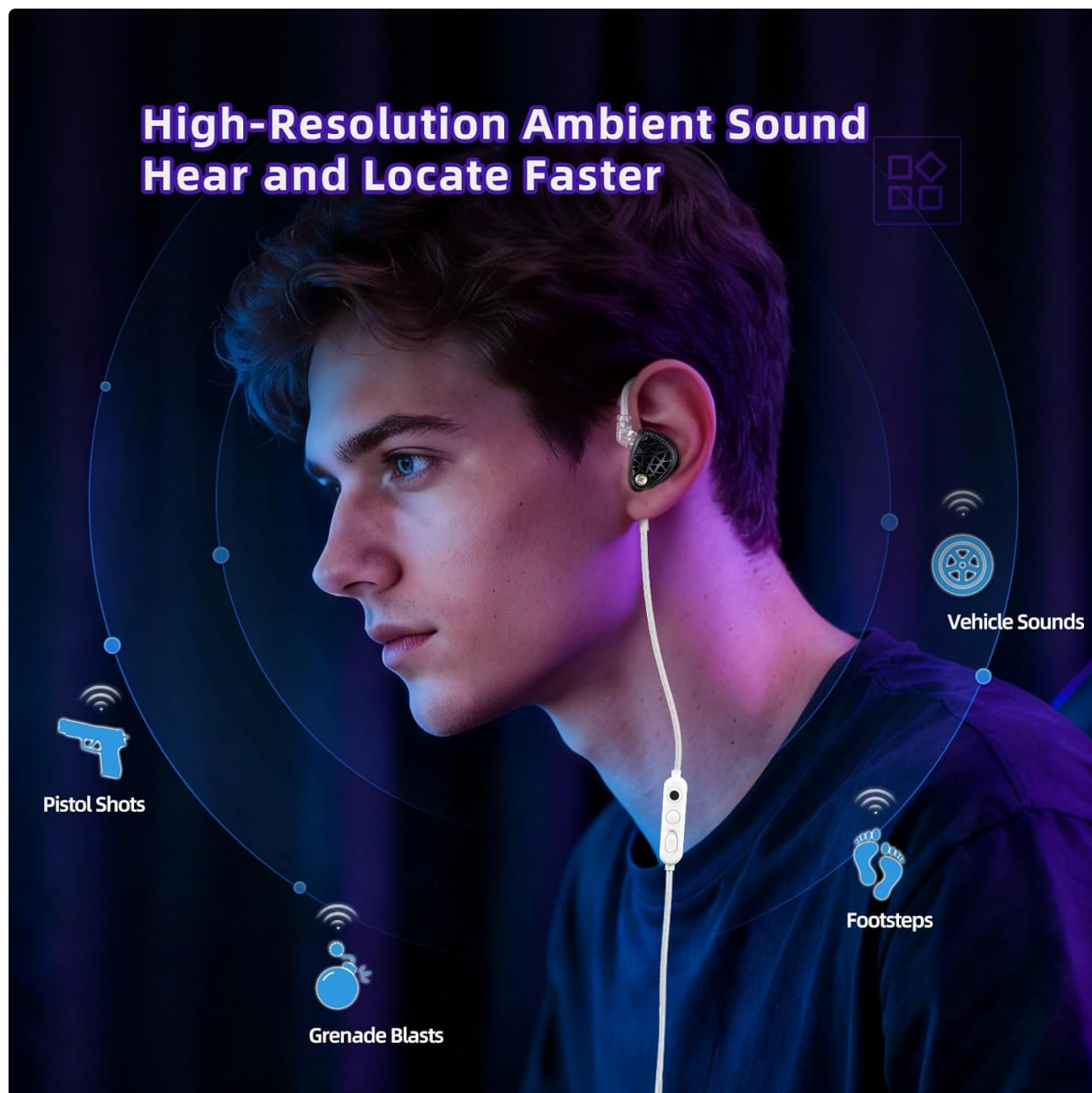



Image: Proper wearing of the KZ Phantom In-Ear Monitors, demonstrating the over-ear cable routing for a secure fit.

OPERATING INSTRUCTIONS: TUNING SWITCHES

The KZ Phantom In-Ear Monitors feature a dedicated tuning switch system, allowing users to customize the sound profile. These switches can be combined to create up to 12 distinct sound signatures, catering to various listening preferences and applications, from gaming to stage monitoring and studio mixing.

Each IEM unit has a set of small switches. Use a small tool (e.g., a SIM ejector tool or a toothpick) to adjust the switches. Refer to the diagram below for common configurations:

Beyond-Class Configuration You Control the Sound Hi-Fi Technology from High-End Models, Empowered for FPS Gaming



(Tuning Switches)



Switch 1 On: +1 Bass Level

Switches 1+2 On: +2 Bass Levels

Switches 1+2+3 On: +3 Bass Levels

All 4 On: High frequency down 1 level

All Off: Standard Mode



Image: Detailed view of the tuning switches on the KZ Phantom IEMs, illustrating various sound profile adjustments.

Tuning Switch Configurations

Switch Configuration	Sound Profile
All Off	Standard Mode
Switch 1 On	+1 Bass Level
Switches 1+2 On	+2 Bass Levels
Switches 1+2+3 On	+3 Bass Levels
All 4 On	High Frequency Down 1 Level

Experiment with different switch combinations to find the sound signature that best suits your audio content and personal preference.

MAINTENANCE

- **Cleaning:** Regularly clean the ear tips with a soft, dry cloth. For deeper cleaning, remove the ear tips

and wash them with mild soap and water, ensuring they are completely dry before reattaching. Gently wipe the IEM body with a soft, slightly damp cloth. Do not use harsh chemicals or abrasive materials.

- **Cable Care:** Avoid sharp bends or excessive pulling on the cable. When storing, coil the cable loosely. The detachable design allows for easy replacement if the cable becomes damaged.
- **Storage:** Store your KZ Phantom IEMs in a clean, dry place, preferably in a protective case, to prevent dust accumulation and physical damage.
- **Moisture:** Keep the IEMs away from moisture and extreme temperatures. Do not submerge them in water.

TROUBLESHOOTING

Common Issues and Solutions

Problem	Possible Cause	Solution
No sound or intermittent sound	Loose cable connection, incorrect audio source, damaged cable, dirty jack.	Ensure cable is securely attached to both IEMs and audio source. Check audio source volume and settings. Test with another audio device or cable. Clean the 3.5mm jack.
Poor sound quality (e.g., weak bass, muffled sound)	Improper ear tip seal, incorrect tuning switch settings, dirty ear tips/nozzles.	Try different ear tip sizes for a better seal. Adjust tuning switches. Clean ear tips and IEM nozzles.
Microphone not working	Microphone muted, incorrect input device selected, damaged cable.	Check microphone settings on your device. Ensure the correct input device is selected. Test with another device or cable.
Uncomfortable fit	Wrong ear tip size, improper wearing.	Experiment with different ear tip sizes. Ensure the IEMs are inserted correctly and the cable is routed over the ear.

If the issue persists after trying these solutions, please contact customer support.

SPECIFICATIONS

Feature	Detail
Brand	KZ
Model Name	Phantom
Color	Black
Ear Placement	In-Ear
Headphone Form Factor	In-Ear
Impedance	41 Ohms
Connectivity Technology	Wired (3.5mm Jack)

Feature	Detail
Noise Control	Sound Isolation (up to 37 dB passive)
Frequency Response	20 Hz - 40,000 Hz
Sensitivity	128 dB
Special Features	Dedicated Tuning Switches (up to 12 sound profiles)
Cable Feature	Detachable, Silver-Plated
Compatible Devices	Gaming Consoles, Desktops, Laptops
Included Components	Ear Tips, Cable, User Manual
Material	Full-Metal Cavity

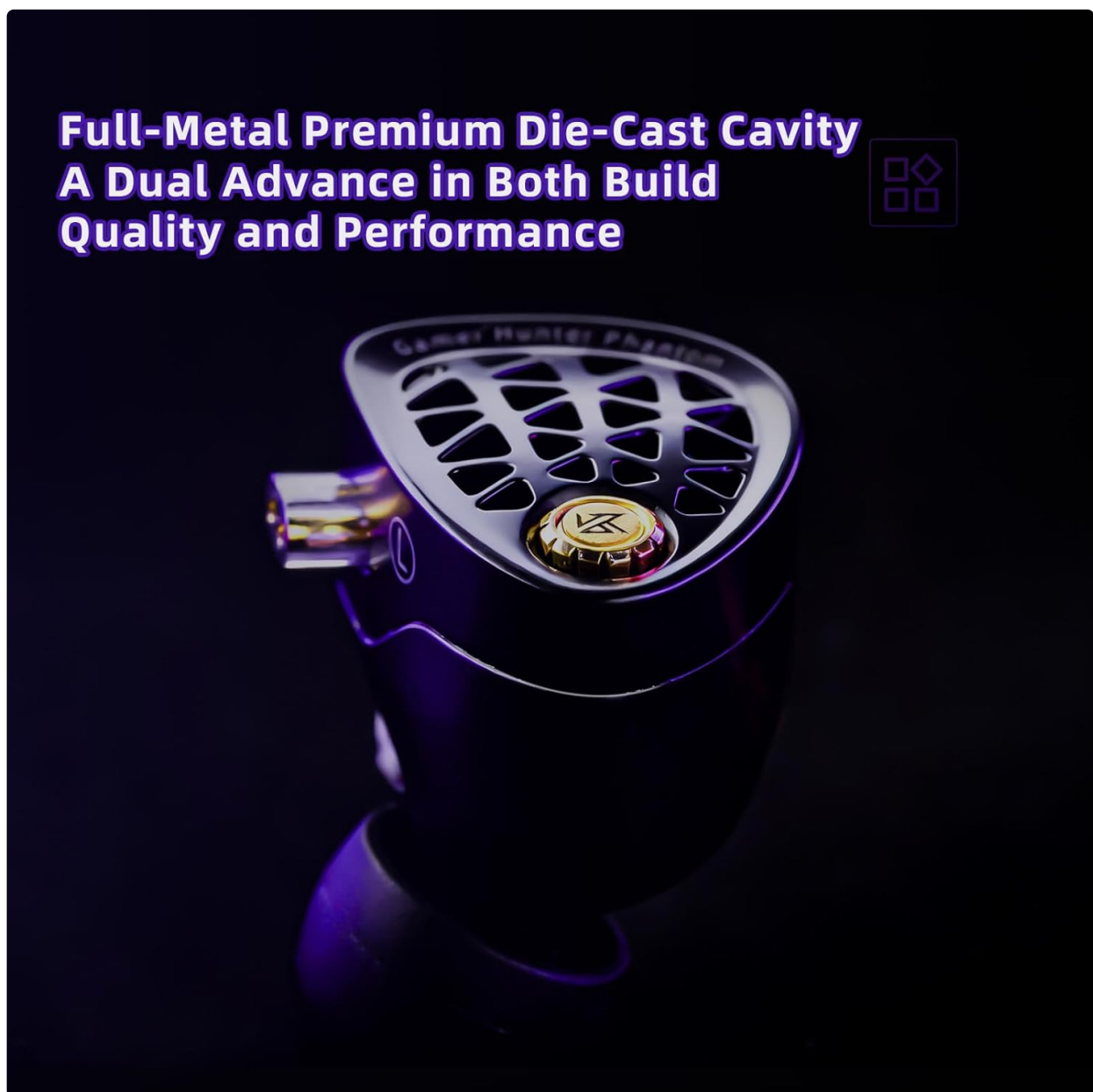


Image: The full-metal premium die-cast cavity of the KZ Phantom, highlighting its robust build quality.

WARRANTY AND SUPPORT

For warranty information and customer support, please refer to the documentation provided with your purchase or contact your retailer. Keep your proof of purchase for any warranty claims.

For technical assistance or further inquiries, please visit the official KZ website or contact their customer service department.