



[Manuals.plus](#) /

> [DEWENWILS](#) /

> DEWENWILS Matter Pool Pump Timer (120V, 40A, 2HP) Instruction Manual

DEWENWILS PTW07

DEWENWILS Matter Pool Pump Timer (120V, 40A, 2HP) Instruction Manual

Model: PTW07

INTRODUCTION

The DEWENWILS Matter Pool Pump Timer is a Matter-certified smart timer designed for controlling high-power outdoor appliances such as pool pumps, water heaters, fountains, and lighting. This heavy-duty timer switch supports up to 40 Amps and 2HP at 120V. It requires a Matter-compatible hub to function with smart home platforms like Apple HomeKit, Amazon Alexa, Google Home, and SmartThings. The device features simplified wiring, app and voice control capabilities, and a durable, weather-resistant metal enclosure suitable for outdoor installations.

This manual provides detailed instructions for the safe installation, setup, and operation of your DEWENWILS Matter Pool Pump Timer.

SAFETY INFORMATION

- **Professional Installation Recommended:** Electrical wiring should be performed by a qualified electrician in accordance with all local and national electrical codes.
- **Power Disconnection:** Always disconnect power at the circuit breaker before installing, servicing, or removing the device. Failure to do so may result in serious injury or death.
- **Voltage Compatibility:** Ensure the timer's voltage rating (120VAC) matches your electrical system.
- **Load Capacity:** Do not exceed the maximum load rating of 40A and 2HP. Overloading can cause damage to the device and create a fire hazard.
- **Outdoor Use:** The metal enclosure is weather-resistant, but ensure all conduit connections are properly sealed to maintain its integrity against moisture and dust.
- **Grounding:** The device must be properly grounded to prevent electrical shock.

PRODUCT OVERVIEW

The DEWENWILS Matter Pool Pump Timer is housed in a robust metal enclosure designed for outdoor use. It integrates smart control capabilities with heavy-duty power management.



Image: Internal view of the DEWENWILS Matter Pool Pump Timer, highlighting key components such as the Wi-Fi antenna, power indicator, terminal blocks, and knockouts.

Key Features:

- **Matter Compatibility:** Works with Apple HomeKit, Amazon Alexa, Google Home, and SmartThings via a Matter-certified hub.
- **Heavy-Duty Power:** Supports up to 40 Amps and 2HP for 120V single-phase equipment.
- **Simplified Wiring:** Designed for straightforward installation without traditional jumpers.
- **App & Voice Control:** Manage devices remotely and set schedules using compatible smart home apps or voice

commands.

- **Durable Enclosure:** ETL certified, flame-retardant, weather-resistant metal enclosure (IP44 rated) for reliable outdoor operation from -40°F to 140°F.



Image: The DEWENWILS Matter Pool Pump Timer mounted on an exterior wall, connected to a pool pump, illustrating its high-power capabilities and outdoor suitability.

SETUP & INSTALLATION

Installation involves both physical wiring and smart home integration. It is recommended that a qualified electrician

handles the wiring.

1. Wiring Instructions:

The timer features a streamlined wiring system. Refer to the diagrams below for connecting one or two 120VAC loads.

- **Safety First:** Before beginning any wiring, ensure the main power supply to the circuit is turned OFF at the breaker.
- **Mounting:** Securely mount the timer box in the desired outdoor location, ensuring it is easily accessible for future maintenance.
- **Conduit Connections:** Use appropriate conduit and fittings to protect wiring entering and exiting the enclosure. Seal all openings to maintain weather resistance.

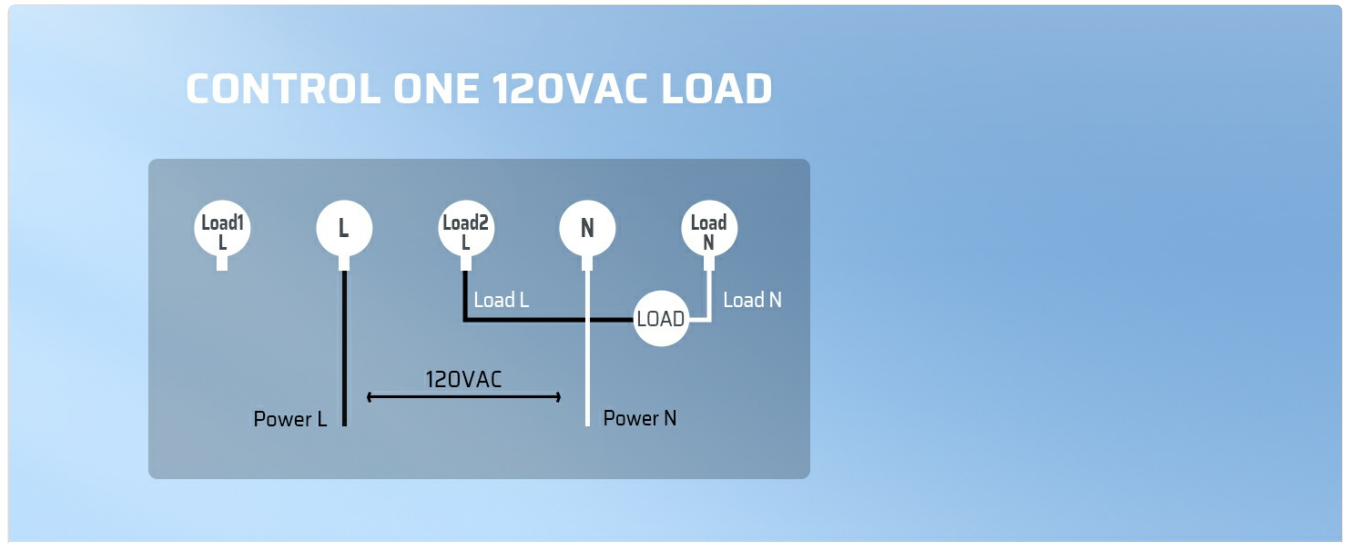


Image: Wiring diagram illustrating how to connect a single 120VAC load to the timer.

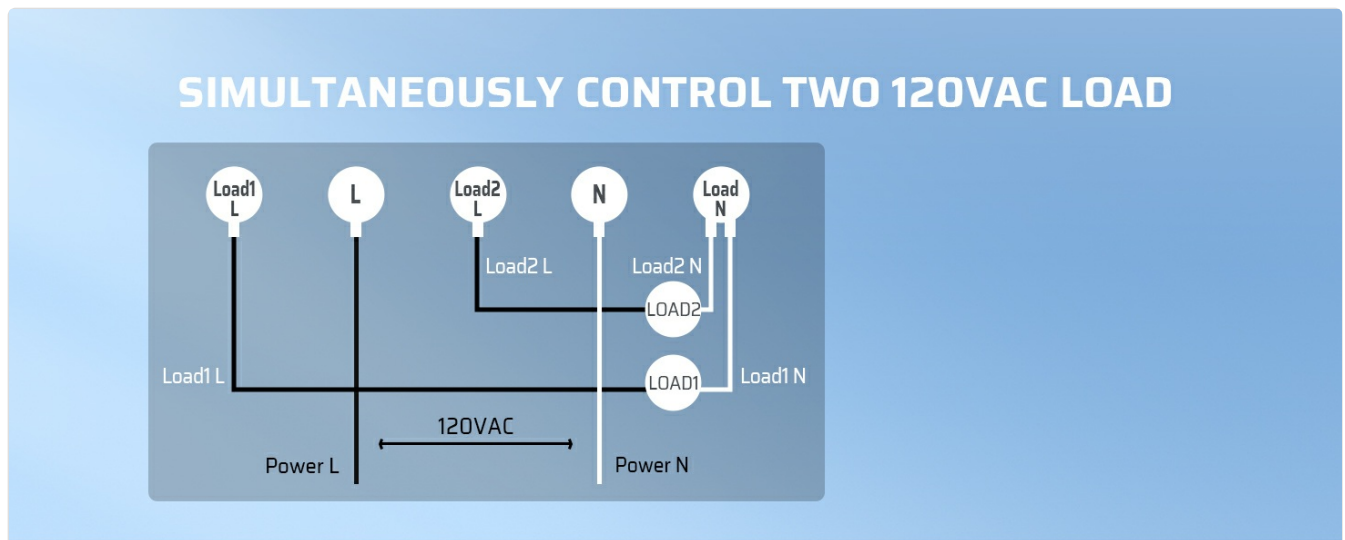



Image: Wiring diagram illustrating how to connect two separate 120VAC loads for simultaneous control by the timer.

2. Smart Home Integration (Matter Pairing):

The DEWENWILS Matter Pool Pump Timer requires a Matter-compatible hub to connect to your smart home ecosystem. Supported hubs include Apple HomePod, Amazon Echo Dot (3rd Gen and later), Google Nest devices, and SmartThings Hubs.

SELECTED PLATFORMS REQUIRE A MATTER-COMPATIBLE HUB



*Only support 2.4GHz Wifi network,not for 5 GHz.

*Please update both the apps and hubs to the latest versions for enhanced compatibility.

Image: Visual representation of Matter compatibility, showing various smart home platforms and the requirement for a Matter-compatible hub.

- **Matter Hub Requirement:** Ensure you have a Matter-certified hub set up and connected to your 2.4GHz Wi-Fi network. The timer only supports 2.4GHz Wi-Fi.
- **App Versions:** Update your smart home app (Apple Home, Alexa, Google Home, SmartThings) to the latest version for optimal compatibility.
- **Pairing Process:**
 1. Power on the DEWENWILS Matter Pool Pump Timer after completing the wiring.
 2. Open your preferred Matter-compatible smart home app (e.g., Apple Home, Alexa app).

3. Select the option to add a new device or accessory.
4. Scan the Matter QR code located on the timer or in the included documentation.
5. Follow the on-screen prompts in the app to complete the pairing process.



Image: A smartphone scanning a Matter QR code for easy device setup, demonstrating the simplified pairing process.

Setup Video Guide:

Your browser does not support the video tag.

Video: A detailed guide on setting up the smart pool pump timer, covering the installation and pairing process.

OPERATION

Once installed and paired, you can control your DEWENWILS Matter Pool Pump Timer using your smart home app or voice commands.

1. App Control:

Use your Matter-compatible smart home app (Apple Home, Alexa, Google Home, SmartThings) to manage the timer. You can turn connected devices on/off remotely, create custom schedules, and monitor status.




Image: A user controlling an outdoor device remotely via a smartphone app, demonstrating the convenience of app-based control.


2. Voice Control:

Integrate the timer with your voice assistant (Alexa, Siri, Google Assistant) for hands-free control. Simply use voice

commands to turn devices on or off.



REMOTE CONTROL



VOICE CONTROL

“Alexa, Turn on the light”

“OK!”

Jewenwils

Works with alexa

Compatible with SmartThings

Compatible with Apple Home

Image: Individuals interacting with a smart speaker to control outdoor lights, illustrating the voice control feature.

3. Scheduling:

Set automated schedules for your connected devices. This allows for automatic on/off management based on your preferences, enhancing convenience and energy efficiency.

TIMER OR SCHEDULES SETTING

Set a countdown timer or schedule to automatically control the outdoor electronic device.

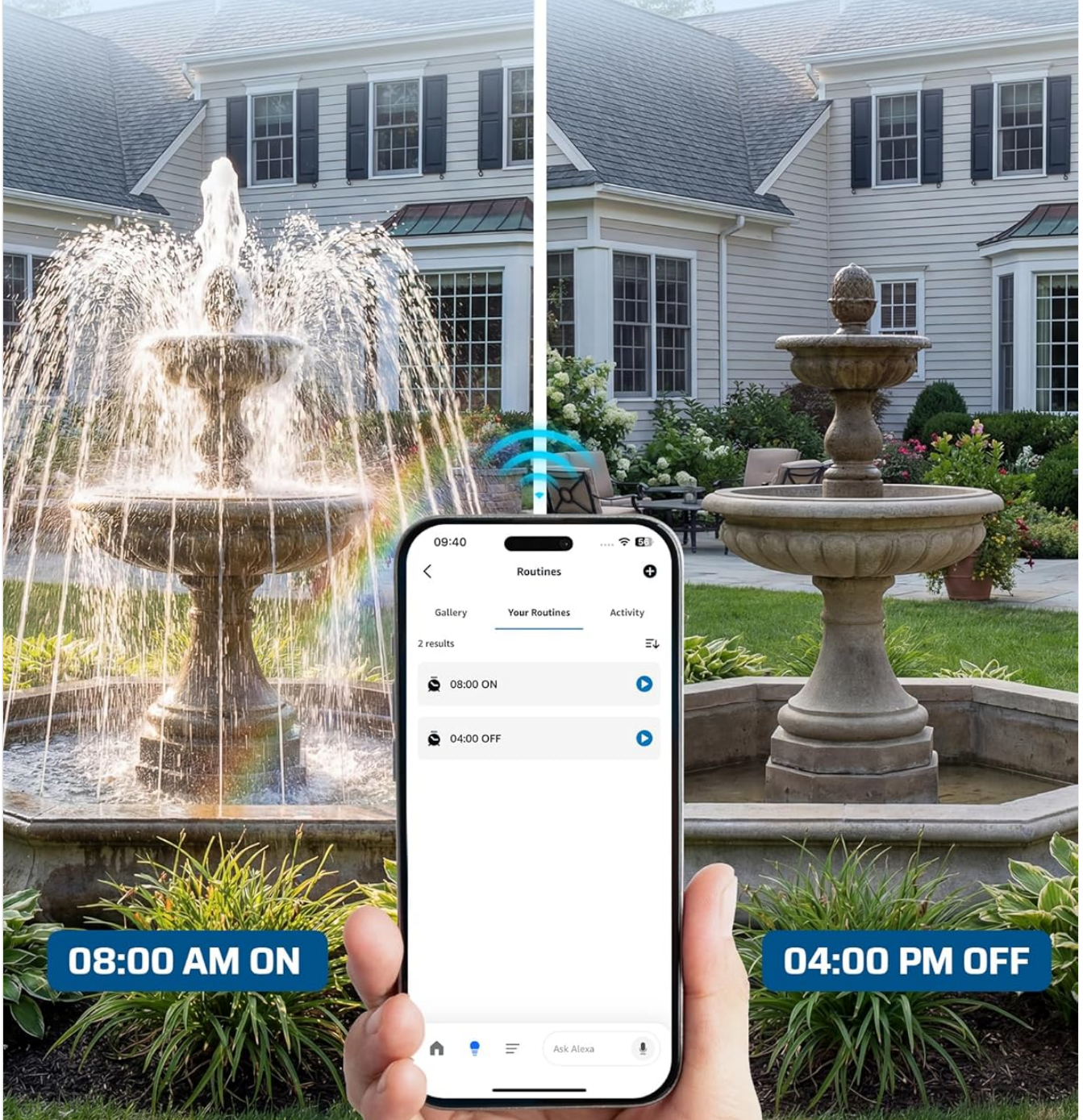


Image: A smartphone displaying a routine schedule for a device, demonstrating the timer's scheduling capabilities.

MAINTENANCE

The DEWENWILS Matter Pool Pump Timer is designed for durability and minimal maintenance. However, regular checks can ensure optimal performance and longevity.

- **Periodic Inspection:** Annually inspect the enclosure for any signs of damage, corrosion, or loose connections. Ensure the lid is securely latched.
- **Cleaning:** Clean the exterior of the timer with a damp cloth as needed. Do not use abrasive cleaners or

immerse the unit in water.

- **Firmware Updates:** Keep your Matter hub and smart home apps updated to ensure the best performance and compatibility with the timer.
- **Environmental Protection:** While weather-resistant, avoid direct, prolonged exposure to extreme conditions if possible, to extend the product's lifespan.

DURABLE AND LONG-LASTING

The shell is made of high-grade metal, which is rainproof, dustproof and rustproof.



Weatherproof



Corrosion
Resistant



ETL Listed



Image: The DEWENWILS timer being splashed with water, emphasizing its weatherproof and durable construction.

If you encounter issues with your DEWENWILS Matter Pool Pump Timer, refer to the following common troubleshooting steps:

Problem	Possible Cause	Solution
Device not powering on	No power supply; loose wiring; faulty unit.	Check circuit breaker. Verify all wiring connections are secure. If issues persist, contact support.
Cannot pair with Matter hub/app	Incorrect Wi-Fi band; outdated app/hub firmware; hub too far; incorrect pairing steps.	Ensure your phone and hub are on a 2.4GHz Wi-Fi network. Update smart home app and hub firmware. Move hub closer to the timer. Re-attempt pairing by scanning the QR code.
Device frequently disconnects	Weak Wi-Fi signal; network interference.	Ensure the timer is within range of your 2.4GHz Wi-Fi router/hub. Reduce interference from other devices. Consider a Wi-Fi extender if necessary.
Schedules not activating	Incorrect schedule settings; device offline.	Verify schedule settings in your smart home app. Check if the device is connected and online.
Voice control not working	Incorrect device name; voice assistant not linked.	Ensure the device name is recognized by your voice assistant. Confirm your smart home account is linked to the voice assistant.

SPECIFICATIONS

Feature	Specification
Model Number	PTW07
Input Voltage	120VAC
Max Current	40A
Max Horsepower	2HP
Material	Metal Enclosure
Product Dimensions (D x W x H)	9.36" x 4.21" x 7.77"
Wireless Connectivity	2.4GHz Wi-Fi (Matter-certified)
Smart Home Compatibility	Apple HomeKit, Amazon Alexa, Google Home, SmartThings (Matter Hub Required)
Operating Temperature	-40°F to 140°F (-40°C to 60°C)
Certifications	ETL Listed

WARRANTY & SUPPORT

DEWENWILS products are designed for reliability and performance. For warranty information, technical support, or service inquiries, please refer to the contact information provided with your purchase or visit the official DEWENWILS

website.

Contact Information: Please refer to the packaging or the DEWENWILS official website for the most up-to-date customer support details.