

[Manuals.plus](#) /

> [LUMINTOP](#) /

> LUMINTOP Black CAT Mini EDC Flashlight 400BC User Manual

LUMINTOP 400BC

LUMINTOP Black CAT Mini EDC Flashlight User Manual

Model: 400BC

INTRODUCTION

Thank you for choosing the LUMINTOP Black CAT Mini EDC Flashlight. This compact and versatile flashlight is designed for everyday carry, offering a powerful main LED, UV light, warm white side light, and multiple RGB modes. Its rechargeable design, magnetic tail, and dual-direction clip make it ideal for various activities including camping, hiking, and emergency situations. Please read this manual carefully to ensure proper use and maintenance of your device.

PACKAGE CONTENTS

- 1 x LUMINTOP Black CAT Mini EDC Flashlight
- 1 x USB-C Charging Cable
- 1 x Keychain Attachment
- 1 x Clip
- 1 x User Manual

Package Includes

1 x Flashlight

1 x Manual

1 x Charging Cable

1 x Charging Cable

1 x Clip

1 x Lanyard



Image: The Black CAT flashlight, USB-C charging cable, keychain attachment, and clip, as included in the package.

PRODUCT FEATURES

- **Main LED:** Up to 400 lumens (Turbo mode) with 5 brightness levels (Eco, Low, Med, High, Turbo) plus Strobe, SOS, and Beacon modes.
- **UV Light:** 395nm wavelength, useful for currency verification, stain detection, document identification, and mineral detection.
- **RGB Color Light:** Offers multiple solid and flashing color modes (Red, Green, Blue, etc.) for signaling or visual fun.
- **USB-C Charging:** Built-in 450mAh Li-Polymer battery, rechargeable via universal USB-C port.
- **Warm White Side Light:** Soft and comfortable lighting, great for reading or creating a cozy atmosphere

during camping. Available in High (40LM, 4H runtime) and Low (10LM, 12H runtime).

- **Dual Independent Buttons:** Separate control for front and side lights for intuitive operation.
- **Lockout Function:** Prevents accidental activation.
- **Compact & Durable:** Weighs only 22g (0.78oz) with dimensions of 74.5*16mm. Crafted from aluminum alloy and polycarbonate.
- **Magnetic Tailcap:** For hands-free use on metal surfaces.
- **Dual-Way Clip:** Versatile attachment to pockets, bags, or caps.
- **IPX-4 Water Resistance:** Resistant to splashes and rain for everyday reliability.

Lightweight & Portable Design

Crafted from aluminum alloy and polycarbonate, it's tough yet ultra-light. The magnetic tail and dual-way clip let you go hands-free or easily attach it to your pocket, backpack, or cap.



Approx.
0.78oz. / 22g



2.93 x 0.93in. /
74.5 x 16mm

Image: Visual representation of the flashlight's key features including main LED, UV, RGB, USB-C charging, dual switch UI, lightweight design, magnetic tail cap, and dual-way clip.

SETUP

Initial Use & Unlocking

The flashlight ships in lockout mode to prevent accidental activation during transit. To unlock the device for first use, quickly press either button 4 times. The indicator light will confirm the unlock.

Charging the Battery

The Black CAT flashlight has a built-in 450mAh Li-Polymer battery. To charge:

1. Locate the USB-C charging port on the side of the flashlight.
2. Connect the provided USB-C cable to the flashlight and a compatible USB power source (e.g., computer, wall adapter).
3. The indicator light will show charging status: Red for charging, Green for fully charged.

USB-C Charging

Built-in 450mAh Li-Polymer battery,
recharge quickly with universal USB-C port,
and no need to replace battery.

Fully
charged

Under
charging



Image: The flashlight connected to a USB-C charging cable, with indicator lights showing charging status.

The LUMINTOP Black CAT features two independent buttons for controlling the main and side lights.


Main Light (S1 Button)

- **Power ON/OFF:** Single click to turn on to the last used mode. Single click again to turn off.
- **Brightness Cycle:** When ON, press and hold to cycle through Eco → Low → Med → High. Release to select.
- **Turbo Mode:** From OFF, press and hold for instant Turbo (400 lumens). Release to turn off.
- **Strobe Mode:** Double click from ON or OFF.
- **Moonlight Mode:** Triple click from ON or OFF.
- **Lockout:** Four quick clicks from ON or OFF to enter lockout. Repeat 4 clicks to unlock.


Warm White Side Light

Soft and comfortable lighting, great for reading or creating a cozy atmosphere during camping.


High: **40LM**




Low: **10LM**



Runtime: **4H**



Runtime: **12H**






Image: The main LED of the Black CAT flashlight illuminating a path in the dark, demonstrating its brightness.

Side Light (S2 Button)

- **Warm White Light:** Single click to turn on the warm white light. Single click again to turn off.
- **Warm White Brightness Cycle:** When warm white is ON, press and hold to cycle between Low and High. Release to select.
- **UV Light:** From OFF, press and hold for instant UV light. Release to turn off.
- **Red-Blue Flash:** Double click from ON or OFF.
- **RGB Color Ramping:** Triple click from ON or OFF to activate RGB color cycling.
- **Lockout:** Four quick clicks from ON or OFF to enter lockout. Repeat 4 clicks to unlock.

Dual Independent Buttons

Front and side lights operate separately for intuitive control. Lock mode prevents accidental activation in your pocket or bag.

 **S1: Fornt**

1x Click — Power ON

2x Click — Strobe

3x Click — Moonlight



6x Click — Flashlight

4x Click — Lock

Press & Hold — From Off, Turbo
From On, Output Cycle

S2: Side

1x Click — Warm Light

2x Click — Red Blue Flash

3x Click — RGB Color Ramping

4x Click — Lock

Press & Hold — From Off, UV
From On, Output Cycle

*Note: For more operation and instruction,
please refer to the user manual.



Image: The UV light feature of the Black CAT flashlight, demonstrating its use for various detection purposes.

Package Includes

1 x Flashlight

1 x Manual

1 x Charging Cable

1 x Clip

1 x Lanyard



Image: The RGB color light feature of the Black CAT flashlight, showcasing its vibrant color output.

SPECIFICATIONS

Feature	Detail
Main Light Output	2LM (Eco) - 400LM (Turbo)
Main Light Runtime	60H (Eco) - 30S* (Turbo)
Warm Light Output	10LM (Low) - 40LM (High)
Warm Light Runtime	12H (Low) - 4H (High)
UV Light Wavelength	395nm
UV Light Runtime	6H
Max Distance	90m

Feature	Detail
Max Intensity	2025cd
Impact Resistance	1m
Waterproof Rating	IPX-4
Light Source Type	High-performance LED, Warm Light LED, RGB LED, UV
Battery Type	Built-in 450mAh Li-Polymer Battery
Dimensions	74.5*16mm
Net Weight	Approx. 22g
Material	Polycarbonate

*Note: Approximate data is lab-tested and may vary due to differences in environment and batteries. The runtime on High is cumulative due to the overheat protection feature. *To prevent overheating, the Turbo mode will light up for 30 seconds before downshifting.*

Specifications

	Eco	Low	Med	High	Turbo	Warm Light -High	Warm Light -Low	UV	RGB/ Blinks	Strobe/ SOS/ Beacon
Output	2LM	16LM	60LM	200LM	400-100LM	40LM	10LM	395nm	/	120LM
Runtime	60H	16H	4H	1Min+2H	30S*	4H	12H	6H	5H/ 10H	3H
Distance	90m (max)									
Intensity	2025cd (max)									
Impact Resistance	1m									
Waterproof	IPX-4									
Light Source	High-performance LED, Warm Light LED, RGB LED, UV									
Power	3.2W (Max)									
Battery	Built-in 450mAh Li-Polymer Battery									
Size	74.5*16mm									
Net Weight	Approx. 22g									

Notice: The above approximate data are lab-tested and may vary due to differences in environment and batteries. The runtime on High is cumulative due to the overheat protection feature. *To prevent overheating, the Turbo mode will light up for 30 seconds before downshifting.

Image: A table summarizing the technical specifications of the Black CAT flashlight, including output, runtime, and dimensions.

MAINTENANCE

- **Cleaning:** Wipe the flashlight with a soft, damp cloth. Do not use harsh chemicals or abrasives.
- **Water Resistance:** Ensure the rubber plug covering the USB-C port is securely sealed to maintain IPX-4 water resistance.
- **Storage:** Store the flashlight in a cool, dry place when not in use for extended periods.
- **Battery Care:** Recharge the battery regularly to prolong its lifespan, even if not frequently used.

TROUBLESHOOTING

- **Flashlight not turning on:** Ensure the flashlight is unlocked (4 quick clicks on either button). Check battery charge level and recharge if necessary.
- **Difficulty with modes:** The Black CAT has multiple modes. Refer to the "Operation" section and practice the button sequences. Some modes, like Strobe, are intentionally easy to access for emergencies but may require familiarity to avoid accidental activation.
- **Magnetic tail not holding securely:** Ensure the surface is clean and flat. The magnetic tail is designed for convenience but may not hold on all surfaces or at extreme angles.
- **Reduced brightness/runtime:** This may indicate a low battery. Recharge the flashlight. Overheat protection may also temporarily reduce brightness in Turbo mode.

WARRANTY & SUPPORT

The LUMINTOP Black CAT Mini EDC Flashlight comes with a **5-year manufacturer's warranty**. For warranty claims, technical support, or further inquiries, please contact LUMINTOP customer service through their official channels or visit the [LUMINTOP Store](#).

SAFETY INFORMATION

- Do not shine the flashlight directly into eyes, as the powerful beam can cause temporary vision impairment.
- Keep out of reach of children.
- Do not disassemble the flashlight, as this may void the warranty and cause damage.
- Dispose of the product and its battery responsibly according to local regulations.
- Avoid exposing the flashlight to extreme temperatures or direct sunlight for prolonged periods.