

LoVinson B0GCLT3RKT

LoVinson Queen Size Bed Frame User Manual

Model: B0GCLT3RKT

Brand: LoVinson

1. INTRODUCTION

Thank you for choosing the LoVinson Queen Size Bed Frame. This bed frame is designed to provide comfort and functionality with its integrated storage, charging station, LED lighting, and adjustable headboard. This manual provides essential information for safe assembly, operation, and maintenance of your new bed frame. Please read all instructions carefully before assembly and use.

2. SAFETY INFORMATION

- **Weight Capacity:** Do not load the bed frame with more than 1200 pounds (approximately 544 kg). Exceeding this limit may cause structural damage or injury.
- **Headboard Adjustment:** Exercise caution when adjusting the headboard height to prevent pinching or injury. Ensure all locking mechanisms are securely fastened after adjustment.
- **Electrical Safety:** The integrated charging station is for indoor use only. Do not expose it to moisture. Ensure all electrical connections are secure before use.
- **Assembly:** Always follow the assembly instructions precisely. Ensure all bolts and fasteners are tightened correctly. Periodically check and re-tighten fasteners as needed.
- **Children:** Keep small parts away from children during assembly. Do not allow children to play on or under the bed frame unsupervised.

3. PACKAGE CONTENTS

Before beginning assembly, verify that all components are present and undamaged. Refer to the included installation manual for a detailed parts list.

- Headboard (Upholstered with LED light and Charging Station)
- Bed Frame Side Rails
- Metal Slats
- 4 Storage Drawers with Wheels
- Assembly Hardware (bolts, nuts, washers, Allen wrench)
- Installation Manual

4. SETUP AND ASSEMBLY

Assembly is designed to be straightforward. It is recommended to have two people for easier assembly. Please follow the step-by-step instructions provided in your separate Installation Manual.

Key Assembly Features:

- **Easy Assembly:** All parts are labeled, and clear instructions are provided. No complicated tools are required beyond the included Allen wrench.
- **Strong Metal Slats:** The bed frame features robust metal slats designed to support up to 1200 lbs.
- **Noise-Free Design:** A mute sponge bar is installed in the center beam to prevent direct friction between metal parts, reducing noise.




Image: Easy Assembly steps for the bed frame.



Strong Metal Slats

Designed with robust metal slats that supports to 1200lbs

Image: Detail of strong metal slats and noise-free design.

5. OPERATING INSTRUCTIONS

5.1. Charging Station

The headboard features a built-in charging station for your electronic devices.

- **Components:** 2 standard AC outlets (125V/12A), 1 USB port (5V/2A), and 1 Type-C port (5V/2A).
- **Usage:** Plug your devices directly into the appropriate ports. Ensure the bed frame is connected to a power source.




Image: Convenient charging station integrated into the headboard.

5.2. RGB LED Light

The integrated LED light strip in the headboard offers customizable ambiance.

- **Control:** The LED light can be controlled via a mobile application. Download the specified app (refer to the installation manual for app details) to your smartphone.
- **Functions:** Adjust color, brightness, and dynamic modes (e.g., music sync, timing mode) directly from the app.




Image: RGB LED light feature with mobile app control.

5.3. Storage Drawers

The bed frame includes four sliding storage drawers for organizing your belongings.

- **Capacity:** Four large drawers provide ample space for seasonal clothing, bedding, or other items.
- **Operation:** Each drawer is equipped with heavy-duty wheels for smooth sliding in and out.



4 Large Storage Drawers

The storage bed offers 4 under-bed drawers for your daily clothing

Image: Four large storage drawers under the bed.

5.4. Adjustable Headboard

The upholstered headboard can be adjusted to accommodate different mattress thicknesses.

- **Height Settings:** The headboard offers two height adjustments: 41.73 inches and 45.67 inches.
- **Mattress Compatibility:** Suitable for mattresses between 10 and 14 inches thick.
- **Adjustment:** Refer to the installation manual for specific steps on how to safely adjust the headboard height. Ensure it is securely locked in place after adjustment.



Adjustable Headboard

The headboard is adjustable from 41.73\" to 45.67\" in height, accommodating mattresses 10-14 inches thick

Image: Adjustable headboard height feature.

6. MAINTENANCE

- **Cleaning:** For the faux leather headboard and upholstered sections, wipe with a damp cloth for general cleaning. For metal parts, wipe with a dry cloth. Avoid harsh chemicals or abrasive cleaners.
- **Fasteners:** Periodically check all bolts and screws to ensure they remain tight. Re-tighten as necessary to maintain stability and prevent squeaking.
- **Drawers:** Keep the drawer tracks clean and free of debris to ensure smooth operation.
- **Electrical Components:** Ensure the charging station and LED light connections are free from dust and damage. Do not attempt to repair electrical components yourself.

7. TROUBLESHOOTING

Problem	Possible Cause	Solution
Bed frame squeaks	Loose fasteners; friction between metal parts	Check and tighten all bolts and screws. Ensure the mute sponge bar is correctly positioned.
LED lights not working	Power connection issue; app malfunction; damaged LED strip	Verify power connection to the bed frame. Restart the mobile app. Check for visible damage to the LED strip. Contact customer support if issues persist.
Charging station not working	No power to bed frame; device not compatible; faulty port	Ensure the bed frame is plugged into a working outlet. Try a different device or port. Contact customer support if all ports are unresponsive.
Storage drawers stick or don't slide smoothly	Debris in tracks; misaligned wheels; overloaded drawer	Clear any debris from the drawer tracks. Check if wheels are properly aligned. Reduce the load in the drawer.

8. SPECIFICATIONS

Queen Size

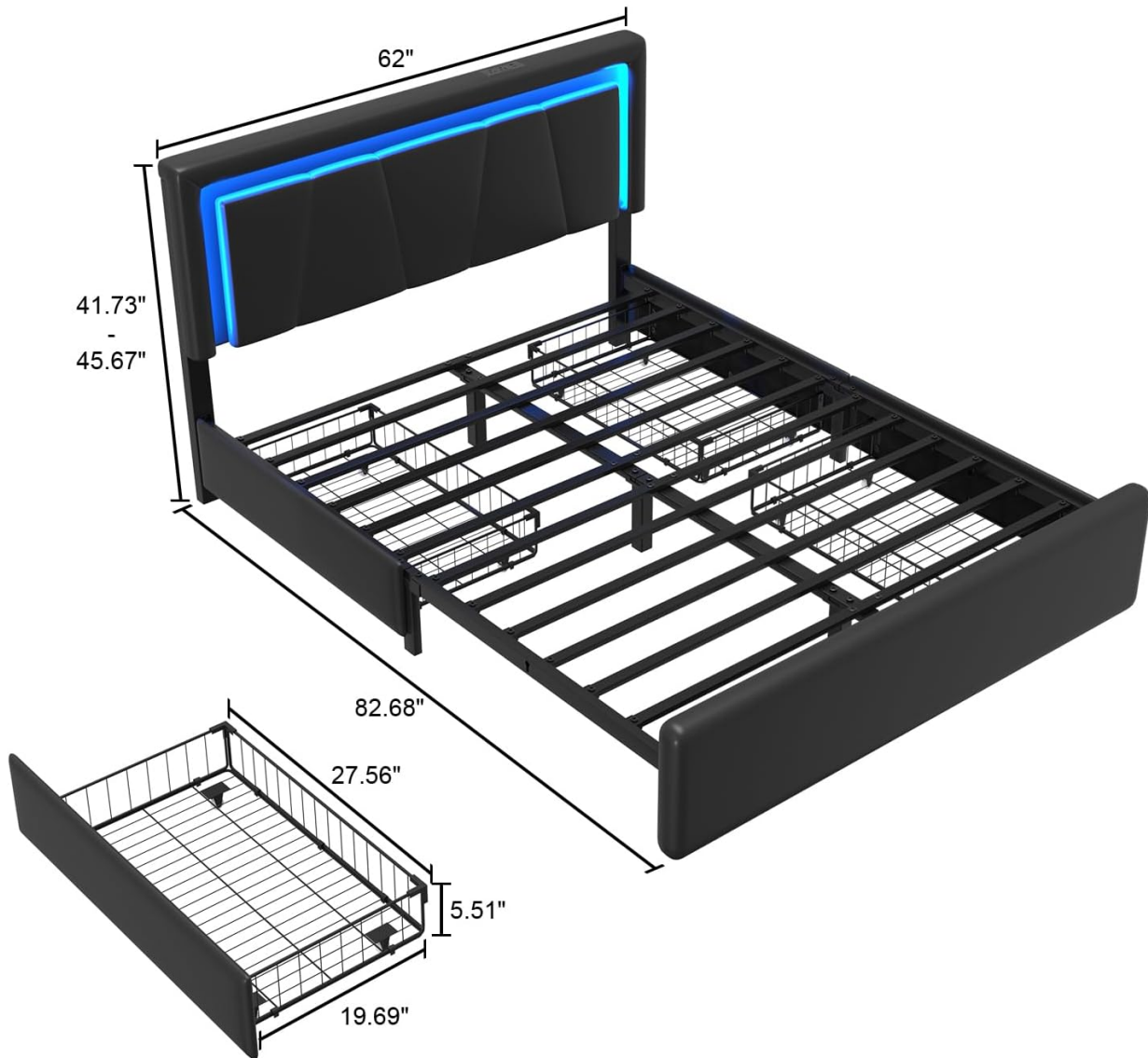


Image: Overall dimensions of the Queen Size Bed Frame.

Feature	Detail
Size	Queen
Product Dimensions (L x W x H)	82.7" x 62" x 45.67"
Material	Metal, Faux Leather
Color	Black
Style	Modern
Weight Capacity	1200 Pounds
Headboard Height Adjustment	41.73" and 45.67"
Compatible Mattress Size	10-14 inches
Storage Options	4 Sliding Drawers

Feature	Detail
Charging Station	2 AC Outlets, 1 USB Port, 1 Type-C Port
LED Light Control	Mobile App
Noise Reduction	Mute sponge bar in center beam
Assembly Required	Yes

9. WARRANTY INFORMATION

Specific warranty details for your LoVinson Queen Size Bed Frame are typically provided with your purchase documentation or can be found on the manufacturer's official website. Please retain your proof of purchase for warranty claims.

10. CUSTOMER SUPPORT

If you have any questions, require assistance with assembly, or encounter any issues not covered in this manual, please contact LoVinson customer support. Refer to your purchase documentation or the LoVinson brand website for contact information.