

OPPO Reno15 FS

OPPO Reno15 FS 5G Smartphone User Manual

Model: Reno15 FS

1. INTRODUCTION AND OVERVIEW

This manual provides essential information for setting up, operating, and maintaining your OPPO Reno15 FS 5G smartphone. Please read it carefully to ensure optimal performance and longevity of your device.

Key Features:

- **50MP Ultra-Wide Selfie Camera & AI Portrait Glow:** Capture stunning group selfies and landscapes with a 100° FOV front camera. AI Portrait Glow enhances portraits with professional lighting effects.
- **6500mAh Battery & 80W SUPERVOOC Charging:** Enjoy up to 2.4 days of typical use or over 11 hours of gaming. Recharge from 1% to 100% in approximately 59 minutes.
- **ColorOS 16 & All-New Trinity Engine:** Experience sustained fluidity and responsive performance, optimized by AI for years of smooth operation.
- **Aurora-Inspired Design & IP69 Durability:** Features a multi-layered rear panel and is certified IP69 for protection against dust, high-pressure water jets, and temporary immersion.
- **Snapdragon 6 Gen 1 for Gaming:** Designed for intensive gaming with up to 10 hours of stable, high-frame-rate MOBA gameplay, supported by AI HyperBoost 2.0 and AI network acceleration.

2. SETUP

2.1 Package Contents

Verify that your package contains the following items:

- OPPO Reno15 FS 5G Smartphone
- USB Cable

- 80W SUPERVOOC Charger

2.2 Inserting the SIM Card

The OPPO Reno15 FS 5G supports a single eSIM. For physical SIM card installation, if applicable to your region, locate the SIM tray on the side of the device. Use the provided SIM ejector tool to open the tray. Insert your nano-SIM card into the tray with the gold contacts facing down, then carefully reinsert the tray into the phone.

2.3 Initial Power On and Setup

1. Press and hold the Power button until the OPPO logo appears.
2. Follow the on-screen instructions to select your language, region, and connect to a Wi-Fi network.
3. Sign in with your Google account or create a new one.
4. Set up screen lock methods such as PIN, pattern, fingerprint, or facial recognition.
5. Complete the setup wizard to begin using your device.

3. OPERATING INSTRUCTIONS

3.1 Basic Navigation

- **Home Screen:** Swipe left or right to navigate between home screens.
- **App Drawer:** Swipe up from the bottom of the screen to access all installed applications.
- **Notifications & Quick Settings:** Swipe down from the top of the screen to view notifications and access quick settings toggles.
- **Recent Apps:** Swipe up from the bottom of the screen and hold to view recently used applications.

3.2 Power Management

- **Power On/Off:** Press and hold the Power button, then select 'Power off' or 'Restart'.
- **Screen Lock:** Press the Power button once to lock or unlock the screen.
- **Charging:** Connect the 80W SUPERVOOC charger and USB cable to the USB-C port at the bottom of the device.

4. CAMERA FEATURES

The OPPO Reno15 FS 5G is equipped with a versatile camera system for various photography needs.



Image: Diagram of the OPPO Reno15 FS 5G camera system, highlighting the 50MP main, ultra-wide, macro, and 50MP ultra-wide selfie cameras.

4.1 Rear Camera System

The rear camera module includes three lenses:

- **50MP Main Camera:** For high-resolution photos.
- **Ultra-Wide Camera:** Capture broader scenes and group shots.
- **Macro Camera:** For detailed close-up photography.

4.2 Front Camera

The 50MP ultra-wide-angle front camera with a 100° field of view is designed for group selfies and expansive background shots.



Image: Examples of ultra-wide selfie camera usage and the AI Portrait Glow feature.

4.3 AI Portrait Glow

This feature intelligently applies professional lighting effects (Flash, Backlight, Natural Light) to your portraits, ensuring optimal focus and natural skin tones in various lighting conditions.



Image: Demonstration of AI Portrait Glow, showing the effect of enhanced lighting on a portrait.

4.4 AI Eraser

The AI Eraser feature allows you to remove unwanted objects or passersby from your photos, even in dynamic shots, to clean up the scene and preserve the intended story.

Design Dinamico ad Anello Stellare
Design pioniere del settore "Ad Anello Stellare Dinamico"

Dove Ogni Scatto
Trova la sua Scintilla



Image: Before and After comparison using the AI Eraser feature to remove unwanted elements from a photo.

5. BATTERY AND CHARGING

The OPPO Reno15 FS 5G is equipped with a high-capacity battery and fast charging technology.

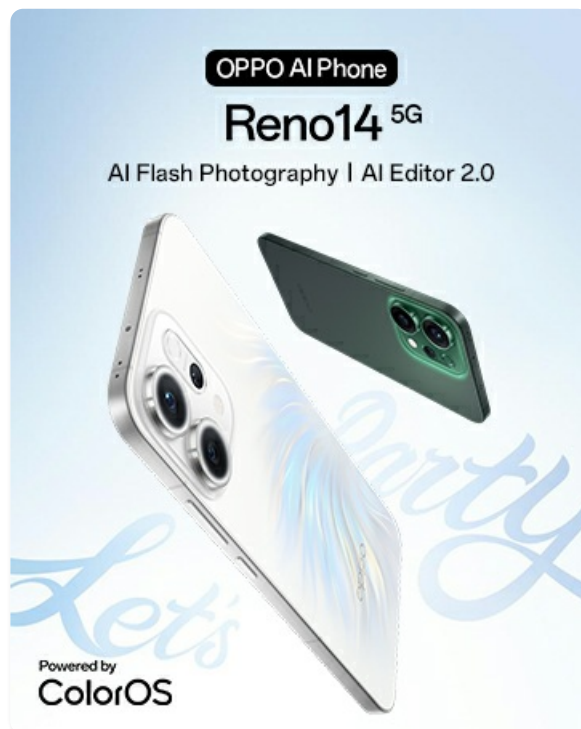


Image: Visual representation of the 6500mAh battery and 80W SUPERVOOC charging capabilities.

- **Battery Capacity:** 6500mAh, providing up to 2.4 days of typical usage.
- **Gaming Endurance:** Over 11 hours of continuous gaming.
- **80W SUPERVOOC Flash Charging:** Charges from 1% to 100% in approximately 59 minutes.

6. PERFORMANCE AND SOFTWARE

Your device is designed for smooth and powerful performance.

6.1 Processor

Powered by the **Snapdragon 6 Gen 1** chip, the device offers enhanced CPU and GPU performance for demanding tasks and gaming.



Image: Details of the Snapdragon 6 Gen 1 mobile platform, emphasizing its architecture and performance gains.

6.2 Operating System

The smartphone runs on **Android with ColorOS 16**, which is optimized for long-term fluidity and responsiveness. The All-New Trinity Engine with AI further enhances performance.

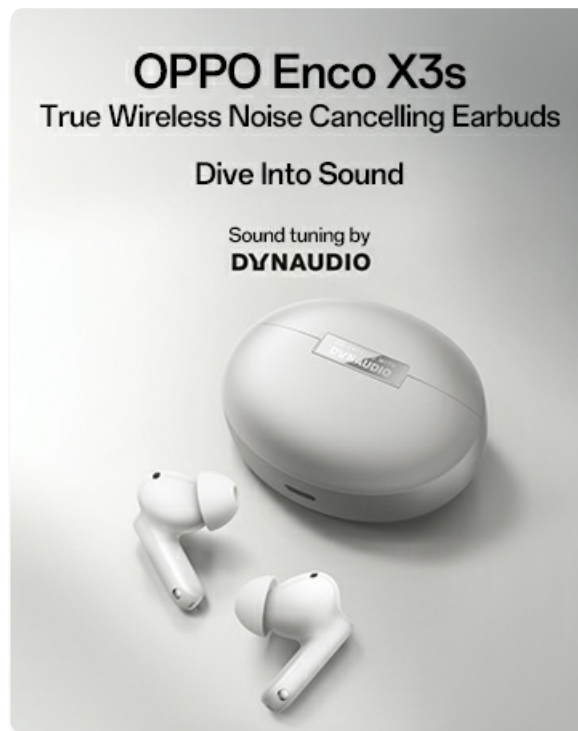


Image: Overview of ColorOS 16 interface and performance optimizations.

6.3 Connectivity

The device features **AI LinkBoost 3.0** for enhanced network stability and speed, especially during gaming. It includes AI Gaming Antenna System, AI Super Wi-Fi Booster, and AI Network Booster for team fights.

AI LinkBoost 3.0

CONNESSIONE FLUIDA, VITTORIA DECISIVA

Accelerazione del sistema di antenne AI Gaming

Un layout delle antenne ottimizzato e un design RF migliorato offrono segnali più forti e prestazioni più fluide. Anche su reti deboli, il gaming in orizzontale resta stabile, reattivo e piacevolmente fluido.



Booster AI Super Wi-Fi

Co-progettato con router specifici, il Booster AI Super Wi-Fi potenzia la connettività in spazi affollati come caffè o uffici, riducendo la latenza e mantenendo il gameplay veloce e fluido.

Booster AI Rete per i teamfight

In caso di congestione della rete, il Booster AI Rete analizza istantaneamente la latenza e ti passa a un canale prioritario, garantendo teamfight fluidi e reattivi.

Image: Explanation of AI LinkBoost 3.0 technology for optimized network connectivity.

6.4 O+ Connect

This feature enables seamless sharing of photos and videos with friends instantly, without interruptions or delays.



O+ Connect

Condivisione Fluida, Vita Senza Interruzioni

Condividi senza confini. Con un tocco, condividi istantaneamente le tue foto e video con gli amici. Nessuna divisione, nessun ritardo. Solo momenti condivisi che avvicinano tutti.

Image: Demonstration of O+ Connect for easy content sharing between devices.

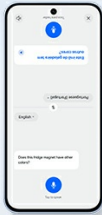
6.5 AI Features

- **AI Translation:** Real-time travel translator for conversations, menus, and signs.
- **AI Call Translator:** Translate calls in real-time for seamless communication.
- **OPPO Lock:** Advanced security features to instantly lock a lost phone.
- **Private Processing Cloud:** Ensures personal data is processed securely within a private cloud.

Traduzione IA

Il Tuo Traduttore di Viaggio in Tempo Reale


Esplora con sicurezza. La Traduzione IA colma ogni divario linguistico in tempo reale - traducendo conversazioni, menu e cartelli, permettendoti di connetterti, scoprire e assaporare ogni momento senza esitazione.



Traduttore per Chiamate IA

Parla Liberamente, Ovunque Tu Vada


Rimani connesso ovunque il tuo viaggio ti porti. Il Traduttore per Chiamate IA offre una traduzione in tempo reale durante le chiamate, così prenotare un tavolo, organizzare un passaggio o confermare i tuoi piani risulta senza sforzo. Nessuna barriera, solo conversazione.



OPPO Lock

Telefono Smarrito, Bloccato Istantaneamente

Con funzionalità di blocco avanzate come Chiamata per Bloccare, Doppia Verifica e Blocco Profondo a Livello Chip, i tuoi dati rimangono inaccessibili a chiunque tranne te.



Cloud di Elaborazione Privata

I Tuoi Dati Sono Tuoi

Mantieni i tuoi dati più personali elaborati entro le mura sicure del Cloud Privato, garantendo che rimangano impenetrabili.



Image: Overview of various AI-powered features for translation, communication, security, and data privacy.

7. DESIGN AND DURABILITY

The OPPO Reno15 FS 5G combines aesthetic design with robust protection.



Image: The OPPO Reno15 FS 5G in Aurora Blue, highlighting its aesthetic design.

7.1 Aurora Vitality Design

The device features an Aurora-inspired rear panel with a multi-layered texture. Some color variants include an exclusive Velvet Glass-feel panel for a premium touch and fingerprint resistance.



Image: Detail of the Dynamic Star Ring Design around the camera module.

7.2 IP69 Water and Dust Resistance

The OPPO Reno15 FS 5G is IP69 certified, offering maximum protection against dust ingress, high-pressure water jets, and temporary immersion. This ensures durability in various environments.



Image: The OPPO Reno15 FS 5G demonstrating its IP69 water resistance.

8. MAINTENANCE

To ensure the longevity and optimal performance of your OPPO Reno15 FS 5G, follow these maintenance guidelines:

- **Cleaning:** Use a soft, lint-free cloth to clean the screen and body of the device. Avoid abrasive materials or harsh chemicals.
- **Software Updates:** Regularly check for and install system updates to benefit from the latest features, security patches, and performance improvements.
- **Battery Care:** Avoid extreme temperatures. While the device supports fast charging, occasional charging to 80% instead of 100% can help prolong battery health.
- **Storage Management:** Periodically clear unnecessary files and apps to maintain optimal storage space and device speed.

9. TROUBLESHOOTING

If you encounter issues with your device, refer to the following common solutions:

9.1 Device Not Responding

- Press and hold the Power button for about 10-15 seconds to force restart the device.
- Ensure the battery is not completely drained. Connect the charger and wait a few minutes before attempting to power on.

9.2 Network Connectivity Issues

- Toggle Airplane Mode on and off.

- Restart your device.
- Check your SIM card insertion.
- Reset network settings (Settings > System settings > Backup and reset > Reset phone > Reset network settings).

9.3 Camera Not Working

- Restart the Camera app.
- Clear the Camera app's cache and data (Settings > Apps > App management > Camera > Storage usage > Clear data/Clear cache).
- Restart the phone.

9.4 Battery Draining Quickly

- Check battery usage in Settings to identify power-hungry apps.
- Reduce screen brightness and screen timeout.
- Disable unnecessary features like GPS, Bluetooth, or Wi-Fi when not in use.
- Ensure all apps are updated to their latest versions.

10. SPECIFICATIONS

Detailed technical specifications for the OPPO Reno15 FS 5G.



Image: EU Energy Label for OPPO CPH2801. Note: Product description states IP69, while this label indicates IP68. For more detailed product information, refer to the official EU EPREL database: <https://eprel.ec.europa.eu/qr/2544717>

Feature	Specification
---------	---------------

Feature	Specification
Brand	OPPO
Model Name	Reno15 FS
Operating System	Android with ColorOS 16
RAM	8 GB
Storage Capacity	512 GB
Screen Size	6.57 Inches
Screen Type	AMOLED
Resolution	1080 x 2400 Pixels
Refresh Rate	120 Hz
Display Pixel Density	397 PPI
Cellular Technology	5G
Wireless Provider	Unlocked
SIM Card Slots	Single SIM
SIM Card Format	eSIM
Charging Port	USB-C
Biometric Identification	Facial Recognition
Water Resistance Level	IP69 Certified
Headphone Jack	3.5 mm
Front Camera Resolution	50 MP
Rear Camera Resolution	50 MP
Number of Rear Cameras	3
Number of Front Cameras	1
Battery Capacity	6500 mAh
Video Capture Resolution	4K
Average Battery Life (Typical Use)	1.5 Days
Phone Talk Time	24 Hours

11. WARRANTY AND SUPPORT

Your OPPO Reno15 FS 5G comes with a manufacturer's warranty and access to support resources.

- **Warranty Duration:** The minimum warranty offered by the supplier is 24 months.
- **Online Support:** For detailed information on spare parts, software updates, and repair services, please visit the official OPPO support website: <https://support.oppo.com/en/>
- **Specific Support Articles:** You can find specific articles related to your device at: <https://support.oppo.com/en/answer/?aid=2204306>