

## Decofy DC-BF03

# Decofy Full Size LED Platform Bed Frame Instruction Manual

Model: DC-BF03

## INTRODUCTION

Thank you for choosing the Decofy Full Size LED Platform Bed Frame. This manual provides essential information for the safe assembly, operation, and maintenance of your new bed frame. Please read these instructions carefully before beginning assembly and retain them for future reference.

This bed frame features a soft LED ambient lighting system, an upholstered adjustable headboard, and two functional storage drawers, all designed to enhance your bedroom experience.

## IMPORTANT SAFETY INFORMATION

- Always follow the assembly instructions carefully to prevent instability or collapse. Ensure all bolts and screws are securely tightened before use.
- Be cautious around the adjustable headboard as it may have moving parts. Keep hands clear during adjustment.
- This bed frame has a maximum weight capacity of 800 lbs (including mattress). Do not exceed this weight limit to ensure safety and stability.
- Keep small parts and packaging materials away from children to prevent choking hazards.
- Do not use power tools for assembly unless specifically instructed, as this may overtighten fasteners and damage the frame.
- Ensure the bed frame is placed on a level surface to prevent wobbling.

## PACKAGE CONTENTS

---

Before assembly, please verify that all components listed below are present. If any parts are missing or damaged, please contact customer support.

- Bed Frame Components (Headboard, Footboard, Side Rails, Support Legs, Slats)
- Storage Drawers (2 units)
- LED Light Strip and Controller
- Assembly Hardware (Screws, Bolts, Washers, Allen Wrench)
- Installation Instructions Manual

*Note: Mattress is not included.*

## ASSEMBLY INSTRUCTIONS

---

Detailed assembly instructions are provided in the separate manual included with your product. Please follow those instructions step-by-step. The following provides a general overview and key considerations.

### General Assembly Steps:

1. **Unpack and Identify Parts:** Lay out all components on a clean, soft surface to prevent scratches. Refer to the parts list in your separate manual to identify each piece.
2. **Assemble Headboard:** Attach the headboard panels and secure the LED light strip according to the specific instructions.
3. **Connect Side Rails:** Attach the side rails to the headboard and footboard using the provided hardware. Ensure all connections are firm.
4. **Install Support Legs:** Securely attach the central support legs and any additional legs as indicated. The frame includes 9 legs for robust support.
5. **Place Slats:** Position the wooden slats across the frame. The slats feature a lock design for stable construction and EVA foam to reduce friction and noise.
6. **Assemble Storage Drawers:** Construct the two storage drawers. These drawers are designed to slide under the bed and are not permanently attached, allowing for flexible placement.

# FULL SIZE

Recommend Mattress Thickness: **4-12 inch**

**L**

78.3"

**W**

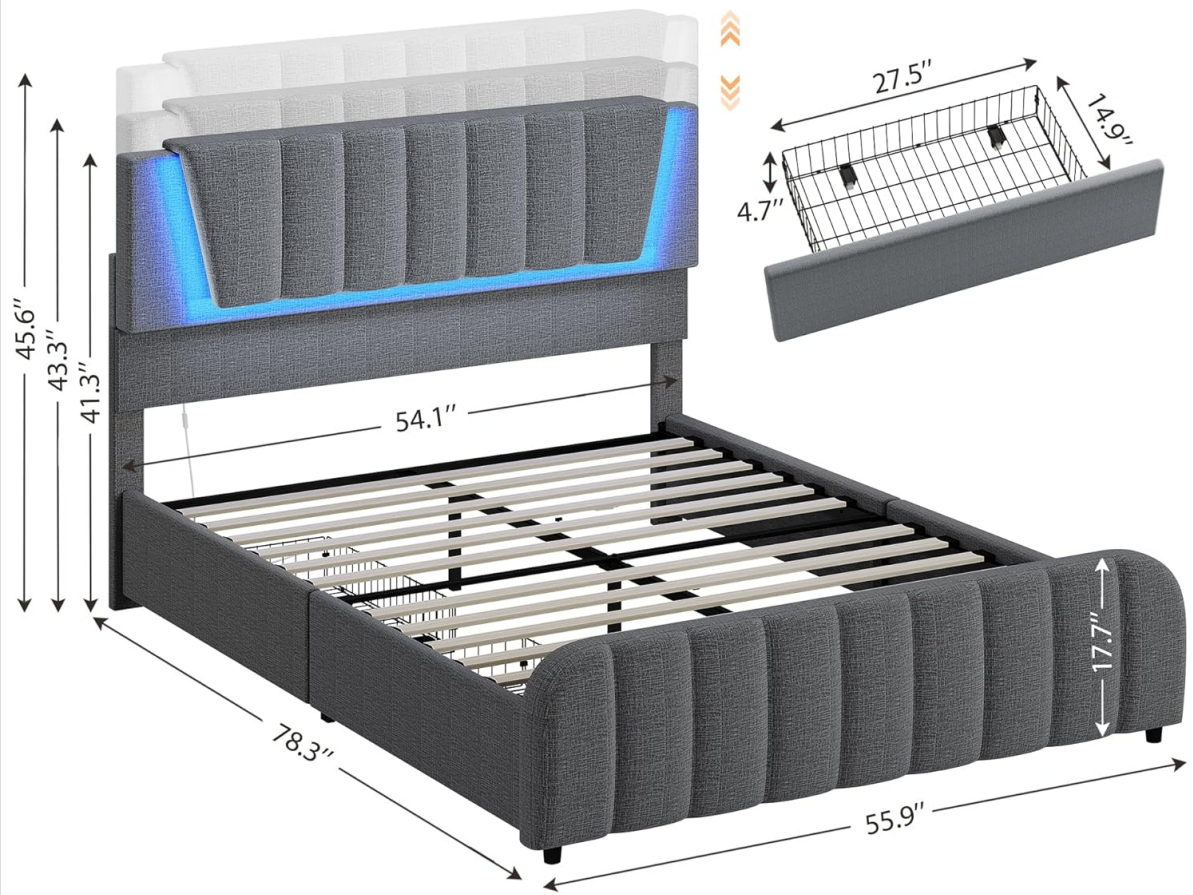
55.9"

**H**

45.6"

**LBS**  
800

Capacity: 800



**Figure 1:** Overall dimensions and key components of the Decofy Full Size LED Platform Bed Frame. Recommended mattress thickness is 4-12 inches. The bed frame has a capacity of 800 lbs.



**Figure 2:** Detail of the bed frame's robust support system, including EVA foam for noise reduction, a lock design for stable slats, and nine sturdy support legs. The embedded design prevents mattress sliding.

# DIY Drawers Layout

Two drawers & two baffles, install drawers as per room layout with up to 6 ways



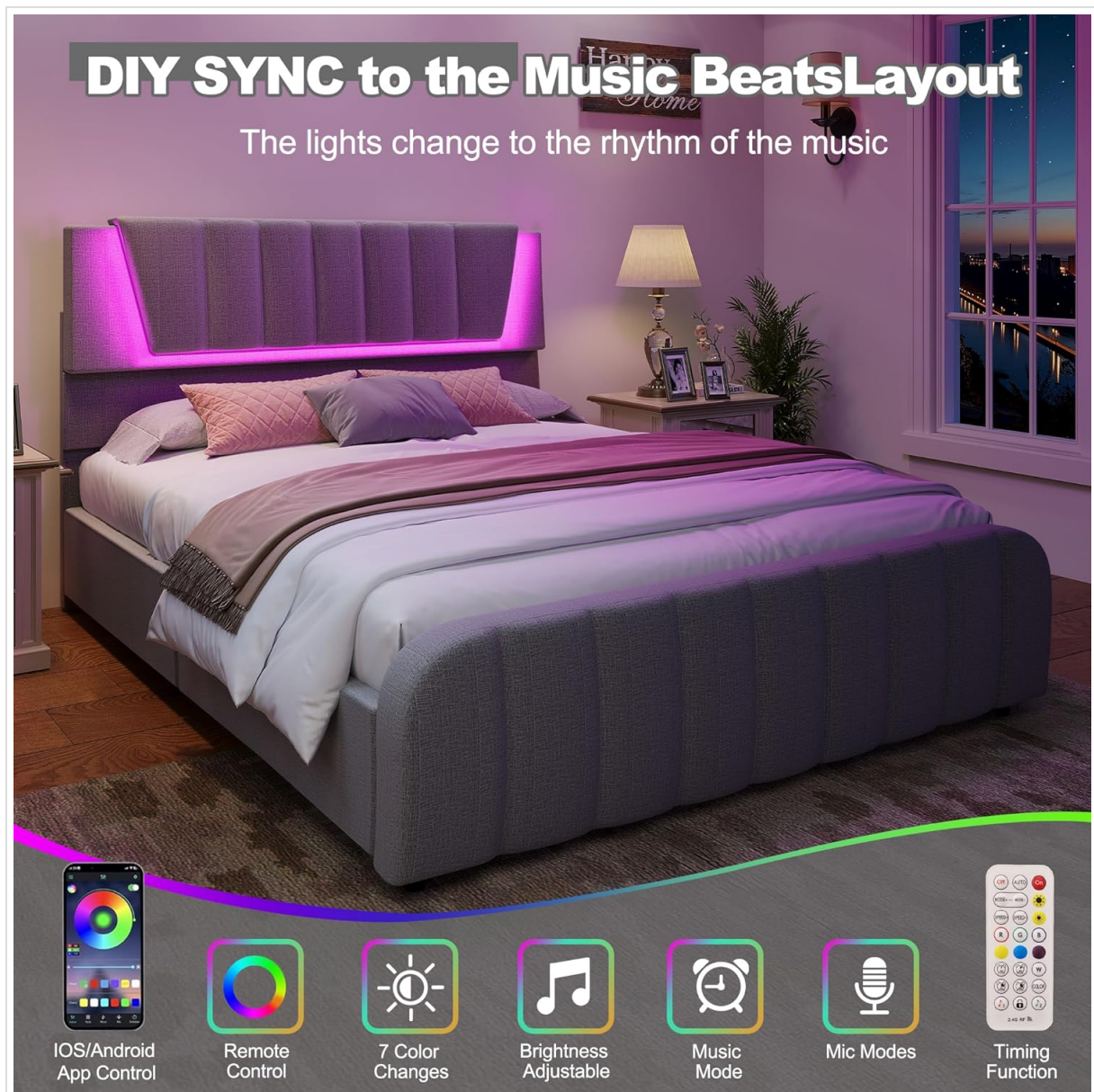
**Figure 3:** Illustration of the DIY drawer layout, demonstrating how the two storage drawers can be installed in various configurations under the bed to suit room layout and storage needs.

## OPERATING INSTRUCTIONS

### 1. LED Ambient Lighting

The integrated LED lighting system provides soft ambient illumination. It can be controlled via a remote control or a dedicated mobile application (iOS/Android).

- **Power On/Off:** Use the power button on the remote or app to turn the lights on or off.
- **Color Selection:** Choose from 7 different colors or a dynamic color-changing mode.
- **Brightness Adjustment:** Adjust the light intensity to your preference.
- **Music Mode:** Activate the music sync mode for lights to change rhythmically with music. This feature can be controlled via the app or remote.
- **Mic Modes:** Utilize microphone-sensitive modes where lights react to ambient sounds.
- **Timing Function:** Set a timer for the lights to automatically turn off.



**Figure 4:** The LED lighting system can synchronize with music beats and offers various control options including iOS/Android app, remote control, 7 color choices, brightness adjustment, music mode, mic modes, and a timing function.


## 2. Adjustable Upholstered Headboard

The padded linen-upholstered headboard can be adjusted to three different height levels to provide customized comfort for sitting, reading, or watching TV.

- To adjust the headboard height, loosen the securing bolts on the headboard supports, slide the headboard to the desired height, and then re-tighten the bolts firmly. Refer to your assembly manual for specific adjustment points.

# Thick Upholstered Headboard

Soft touch & Elegant



**Figure 5:** The thick upholstered headboard features 3-level height adjustment, is made with breathable linen, and includes extra thick foam for comfort.

## 3. Storage Drawers

The bed frame includes two smooth-glide storage drawers located at the foot of the bed. These drawers are designed for convenient storage of bedding, clothing, or other essentials.

- The drawers are on casters and are not permanently attached to the bed frame, allowing for flexible placement and easy access.
- To open, simply pull the drawer outwards. To close, push it back under the bed.
- For optimal stability and to prevent tilting, ensure items are evenly distributed within the drawers.



**Figure 6:** The closed under-bed storage drawers are dustproof and provide a clean, tidy appearance. They feature smooth-rolling caster wheels for easy access.

## CARE AND MAINTENANCE

- **Cleaning Upholstery:** For general cleaning, gently vacuum the upholstered surfaces to remove dust. For spills, blot immediately with a clean, dry cloth. For stubborn stains, use a mild fabric cleaner following the product's instructions, testing on an inconspicuous area first. Do not saturate the fabric.
- **Frame Cleaning:** Wipe metal and non-upholstered surfaces with a soft, damp cloth. Avoid harsh chemicals or abrasive cleaners.
- **Check Connections:** Periodically inspect all bolts and screws to ensure they remain tight. Re-tighten as necessary to maintain stability and prevent squeaking.
- **LED Lights:** The LED lights are designed for long-term use. If issues arise, check the power connection and remote/app battery. Do not attempt to replace individual LEDs.
- **Drawer Maintenance:** Keep the drawer casters free of debris to ensure smooth operation.

## TROUBLESHOOTING

If you encounter any issues with your Decofy bed frame, please refer to the following common problems and solutions:

### Problem: LED Lights Not Working

- **Check Power:** Ensure the LED power adapter is securely plugged into a working electrical outlet and the bed frame.
- **Remote/App:** Verify that the remote control has fresh batteries or that your mobile device is properly connected to the LED system via Bluetooth/Wi-Fi.
- **Connections:** Inspect the connection between the LED strip and the controller.

### Problem: Bed Frame is Wobbly or Squeaking

- **Tighten Bolts:** Re-tighten all assembly bolts and screws. Over time, fasteners can loosen.
- **Level Surface:** Ensure the bed frame is placed on a flat, level floor.
- **Slat Placement:** Verify that all slats are correctly seated in their designated positions and the lock design is engaged.

### Problem: Storage Drawers Tilt or Do Not Slide Smoothly

- **Even Weight Distribution:** Ensure items inside the drawers are evenly distributed. Drawers may tilt if heavily loaded on one side or if empty.
- **Clear Casters:** Check the caster wheels for any debris (dust, hair, carpet fibers) that might impede smooth movement.
- **Floor Surface:** Ensure the floor surface under the bed is clear and level for the casters to roll freely.

### Problem: Unpleasant Odor

- **Ventilation:** New furniture may have a slight odor from manufacturing and packaging. Allow the bed frame to air out in a well-ventilated room for several days.
- **Cleaning:** Lightly mist the upholstered areas with a fabric freshener if the odor persists.

If these solutions do not resolve the issue, please contact Decofy customer support for further assistance.

## PRODUCT SPECIFICATIONS

Feature	Detail
Model Number	DC-BF03
Size	Full
Material	Linen (Upholstery)
Product Dimensions (L x W x H)	78.39" x 55.93" x 45.69"
Item Weight	87.74 Pounds

Weight Capacity	800 lbs
Headboard Material	Linen
Headboard Adjustment	3-Level Height Adjustable
Lighting Feature	Soft LED Ambient Lighting (7 colors, brightness, music mode, mic modes, timing function)
Storage	2 Under-bed Storage Drawers
Assembly Required	Yes
Manufacturer	Decofy

## WARRANTY AND CUSTOMER SUPPORT

---

Decofy products are manufactured with quality and care. For specific warranty details regarding your bed frame, please refer to the warranty card included in your package or visit the official Decofy website. If you have any questions, require assistance with assembly, or need to report missing/damaged parts, please contact Decofy customer support. Have your model number (DC-BF03) and purchase information ready when contacting support.

**Online Support:** Visit the [Decofy Store on Amazon](#) for more information and contact options.