

LIFEMAGIC S4

LIFEMAGIC Lightweight Folding Electric Mobility Scooter S4 User Manual

Model: S4

1. INTRODUCTION AND OVERVIEW

The LIFEMAGIC S4 Lightweight Folding Electric Mobility Scooter is designed for adults and seniors seeking a portable and reliable personal mobility solution. This scooter combines an ultra-lightweight design with an extended range and enhanced comfort features, making it suitable for daily use and travel.

Key features include a 24-mile extended range, an aircraft-grade aluminum frame weighing 42 lbs, FAA and cruise approval for its removable 24V 12AH battery, and ample 112L storage capacity with an included 80L foldable utility cart.

The scooter is powered by a quiet 350W brushless motor, capable of climbing 12° slopes and supporting up to 220 lbs. Safety is prioritized with a reinforced front bumper, anti-tip rear wheels, bright LED headlight, responsive electromagnetic braking, and 360° high-visibility lighting.



Figure 1: The LIFEMAGIC S4 Lightweight Folding Electric Mobility Scooter with its included folding utility cart.

2. SETUP AND ASSEMBLY

The LIFEMAGIC S4 scooter is designed for quick and easy assembly. Follow these steps to get your scooter ready for use:

1. **Unfolding the Scooter:** Carefully unfold the main frame of the scooter. Ensure all locking mechanisms click into place securely.
2. **Raising the Control Bar:** Raise the mobility scooter control bar section to the correct angle and secure it by tightening the fixing bolts.
3. **Unfolding the Seat:** Unfold the seat and ensure the seat latch pin is properly engaged. If the seat does not fully unfold, check if the bolts shown in the troubleshooting video are loose and tighten them with a wrench.
4. **Installing Armrests:** Slide the armrests into their designated slots on either side of the seat and tighten

the knobs to secure them.

5. **Installing Cushions:** Place the thickened seat cushion firmly onto the seat base and attach the thickened backrest cushion to the seat back.
6. **Attaching Front Basket:** Install the 21.5L capacity front shopping basket onto the front of the control bar.
7. **Attaching Utility Cart (Optional):** If using the 80L foldable utility cart, attach the metal connectors to the mobility scooter's seat bracket. Then, secure the cart to these metal connectors by aligning the screw holes and tightening the screws.



Figure 2: Visual guide for unfolding and initial setup, showing dimensions and folding mechanism.

42-lb Ultralight Folding Electric Scooter - Effortless Portability



Figure 3: The scooter in its folded state, ready for transport or storage.

Assembly Videos:

Your browser does not support the video tag.

Video 1: How to Assemble the LIFEMAGIC Mobility Scooter. This video demonstrates the step-by-step process of assembling the main scooter unit.

Your browser does not support the video tag.

Video 2: How to Assemble a Camping Cart. This video provides instructions for assembling the optional 80L foldable utility cart.

3. OPERATING INSTRUCTIONS

Operating your LIFEMAGIC S4 scooter is intuitive. Familiarize yourself with the controls for a safe and enjoyable experience.

Control Panel:

- **Power Switch:** Insert the key and turn to power on/off the scooter.
- **Speed Adjustment Knob:** Adjust the maximum speed of the scooter. Turn towards the 'turtle' icon for slower speeds and towards the 'rabbit' icon for faster speeds (up to 6 mph).
- **Forward/Reverse Levers:** Use the right-hand lever to move forward and the left-hand lever to move in reverse.
- **Horn Switch:** Press the green button to activate the horn.
- **Light Switch:** Press the red button to turn the LED headlight and undercarriage running lights on/off.
- **Feature Icon Display:** The LCD screen displays current speed, battery level, and mileage.

User-Friendly Electric Mobility Scooter



Figure 4: Detailed view of the user-friendly control panel, highlighting speed adjustment, power, horn, and light switches.

Electric Mode vs. Manual Mode:

The scooter features both electric and manual modes. To switch between modes, locate the yellow handle at the rear of the scooter, near the motor:

- **Manual Mode:** Pull the yellow handle upward. In this mode, the scooter can be manually pushed, which is useful if the scooter loses power or malfunctions.
- **Electric Mode:** Pull the yellow handle downward. In this mode, the scooter is driven by its motor and cannot be pushed manually.

Driving Performance:

- **Maximum Speed:** Up to 6 miles per hour.
- **Climbing Angle:** Easily climbs 12° slopes.
- **Turning Radius:** A compact 43-inch turning radius allows for smooth maneuvering in tight spaces.

Operation Videos:

Your browser does not support the video tag.

Video 3: LIFEMAGIC Electric Mobility Scooter for Daily Use. This video showcases the scooter's ease of use and maneuverability in various settings.

Your browser does not support the video tag.

Video 4: Precautions for Using Personal Mobility Scooters. This video covers important operational aspects, including switching between electric and manual modes.

4. FEATURES

Comfort:

The S4 scooter is designed for enhanced all-day comfort during prolonged rides. It features an ergonomic seating system with a 1.96-inch thickened cushion, a 2.7-inch high-density backrest, and soft-padded armrests. This design provides superior posture support and pressure relief, effectively reducing back and hip fatigue during long commutes, shopping trips, or full-day outings.

Why **LIFEMAGIC** Mobility Scooter

Our

Other

Extra-Thick Seat



Ordinary thin seat



High Resilience Pufoam



Lower-Grade Recycled Cotton



Ergonomic Design



Seat Feels Hard



Figure 5: Comparison highlighting the extra-thick seat and high-resilience foam for superior comfort.

Our



Thickened By 270%

High Elasticity Memory Cotton

Ergonomic Design

Faux Leather

YES

Thickness

Filling Material

Design

Fabric

Armrest

Traditional Design

Low Cost Recycled Cotton

No Design

Traditional Fabric

NO

Other



Figure 6: Close-up of the premium faux leather, memory foam, ergonomic design, and extra-thick backrest for optimal driving comfort.

Storage:

Enjoy complete hands-free convenience with ample 112L storage capacity. The scooter features 32L of integrated storage across 8 areas, including a front basket, under-seat compartment, and side pockets for daily essentials. Additionally, a free 80L folding utility cart is included, bringing the total capacity to 112L, perfect for groceries, luggage, or outdoor gear.

112L ultra large capacity



5 Storage
Spaces **21.5L**



1 Storage
Spaces **8L**



80L Wagons
Cart



1 Storage
Spaces **2.5L**

Figure 7: The scooter showcasing its 112L ultra-large capacity with various storage spaces and the folding utility cart.

The Ultimate Shopping Mobility Scooter: Massive 112L Cargo Capacity



Figure 8: Breakdown of the 112L cargo capacity, including the extra-large front basket, bottom storage pocket, camping hand cart, and back storage pocket.

Performance:

The S4 is equipped with a powerful 350W quiet, maintenance-free brushless motor, providing reliable daily mobility. This motor allows the scooter to easily climb 12° slopes and supports a 220 lb weight capacity. It features a governed 6 mph top speed for safe, controlled rides. The 8-inch tires provide strong traction for various terrains.

Upgrade


350W
Brushless Motor




60%
Quieter Operation



90%
Longer Lifespan



VS



Traditional

250W
Brushed Motor



1-2 Year
Service Life



70-80 DB
Noise Level



Figure 9: Comparison of the 350W brushless motor with traditional brushed motors, highlighting quieter operation and longer lifespan.


LIFEMAGIC Mobility Scooter With Premium Motor System



350 W
Ultra-High Power



50 DB
Low-Noise Operation



Zero
Maintenance Cost



100,000-Hour
Motor Lifespan

Figure 10: Visual representation of the premium motor system, emphasizing 350W ultra-high power, low-noise operation, and long lifespan.

Safety:

Ride with confidence day and night thanks to the S4's enhanced safety design. It includes a reinforced front bumper, anti-tip rear wheels, a bright LED headlight, and responsive electromagnetic braking. High-visibility red taillights and undercarriage running lights provide 360° illumination, ensuring you remain visible and secure during evening or early morning rides.

Mobility Scooter Safety Is The Biggest Luxury




-  Smart Electromagnetic Braking System
-  High-Strength Rear Anti-Tip Design
-  High-Luminosity Taillight & Headlight



Figure 11: Illustration of the Smart Electromagnetic Braking System, high-strength anti-tip design, and high-luminosity lighting for safety.



Figure 12: Close-up of the lighting system, including the lighting lamp, warning tail lights, and running lights for 360° visibility.

Portability and Travel:

The S4 is designed for effortless portability. Its aircraft-grade aluminum frame makes it ultra-lightweight at 42 lbs (without detachable parts). The dual 24V 12AH lithium-ion batteries are flight-approved, allowing for easy storage in car trunks or as carry-on luggage. The scooter folds in three simple steps, making it a versatile transportation solution for air, ferry, rail, and road travel.



Figure 13: The scooter in various travel scenarios, highlighting its adaptability for different transportation modes.

LIFEMAGIC Lightweight and Portable Electric Mobility Scooter



Only 42 LBS (Without Detachable Parts)

Figure 14: The scooter's versatility for different environments, from ships and buses to subways and airplanes.

5. CHARGING

The LIFEMAGIC S4 scooter is powered by dual lithium-ion batteries, offering a 24-mile range. It supports dual charging methods:

- **Method 1: On-Scooter Charging:** Open the protective cover over the black charging port at the rear of the mobility scooter. Insert the correct charger connector and press firmly to begin charging. When charging via this port, the battery located in front of the footrest is charged.
- **Method 2: Direct Battery Charging:** Remove the battery from its compartment and charge it directly using the charger. Ensure the angle of the charger connector is accurate before pressing firmly to connect.

A full charge is indicated by a red light on the charger turning into a green light.



Figure 15: Illustration of the dual charging methods for the scooter's batteries.

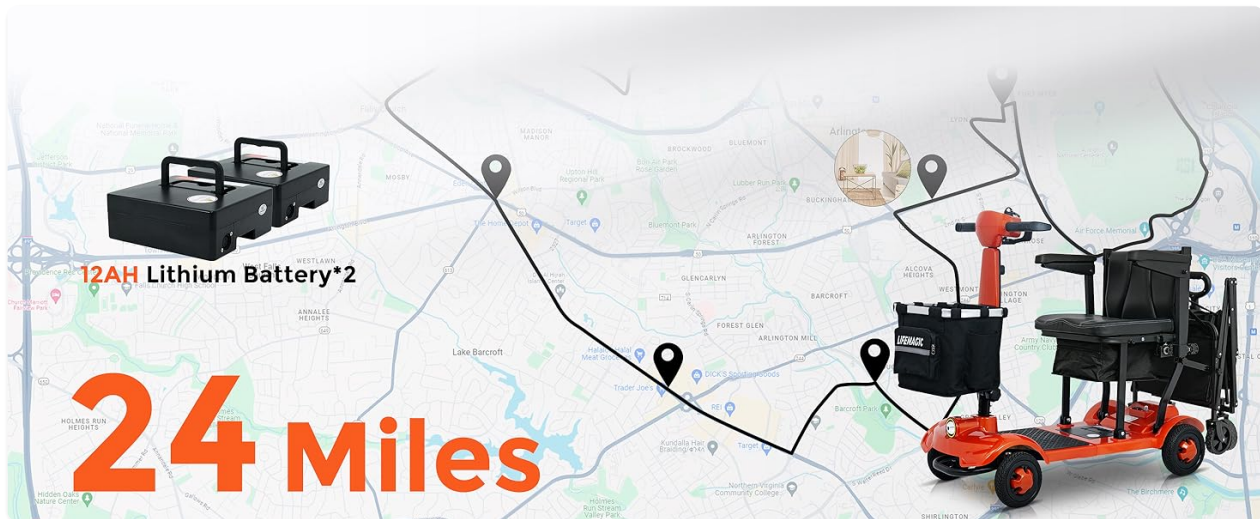


Figure 16: Visual representation of the scooter's 24-mile range with dual 12AH lithium batteries.

6. MAINTENANCE

To ensure the longevity and optimal performance of your LIFEMAGIC S4 Mobility Scooter, regular maintenance is recommended:

- **Battery Care:** Always charge the batteries fully after each use. Avoid completely draining the batteries to

prolong their lifespan. Store the scooter in a cool, dry place when not in use.

- **Cleaning:** Wipe down the scooter with a damp cloth. Avoid using harsh chemicals or abrasive cleaners. Do not spray water directly onto electrical components.
- **Tire Inspection:** Regularly check tire pressure and for any signs of wear or damage. Ensure tires are properly inflated for safe operation.
- **Fasteners:** Periodically check all bolts, screws, and fasteners to ensure they are tight. Tighten any loose components as needed.
- **General Inspection:** Inspect the control panel, lights, and braking system regularly to ensure they are functioning correctly.

7. TROUBLESHOOTING

If you encounter any issues with your LIFEMAGIC S4 Mobility Scooter, refer to the following common troubleshooting tips:

Seat Not Fully Unfolding:

If the seat does not fully unfold or feels loose, the most common cause is loose bolts in the seat mechanism. Locate the bolts on the seat frame (as shown in the troubleshooting video) and use a wrench to screw the exposed portion of the bolts back in most of the way. This should resolve the issue and allow the seat to engage properly.

Your browser does not support the video tag.

Video 5: Precautions for Using Personal Mobility Scooters. This video includes a segment demonstrating how to address a seat that won't fully unfold by tightening specific bolts.

For other issues, please consult the full user manual or contact customer support.

8. SPECIFICATIONS

Specification	Value
Product Dimensions	39 x 19.5 x 36 inches
Item Weight	42 Pounds
Maximum Weight Recommendation	220 Pounds
Model Name	S4
Maximum Speed	6 Miles per Hour
Power Source	Battery Powered
Brake Style	Electromagnetic
Turn Radius	43 Inches
Seat Width	40 Centimeters
Seat Height	50 Centimeters

Specification	Value
Seat Depth	14.17 inches
Wheel Size	17 Centimeters
Handle Height	86 Centimeters
Material Type	Metal
Color	Orange
Global Trade Identification Number	06976895866257


9. WARRANTY AND SUPPORT


LIFEMAGIC is committed to your satisfaction with durable mobility solutions.


- **Warranty:** The product comes with a 1-year manufacturer warranty on the battery and electronics.
- **Return Policy:** A 30-day return policy is available.
- **Customer Service:** Reliable after-sales support is available 24/7.

Contact Information:

- **Official Website:** <https://www.lifemagics.com/>
- **Email:** lifemagicservice@gmail.com
- **Phone Number:** +1 929-224-5566
- **Online Tel Support:** 6-Day (Mon-Sat, 4 PM - 12 AM EST)

 Official website :
<https://www.lifemagics.com/>

 Email :
lifemagicservice@gmail.com

 Phone Number :
+1 929-224-5566


 **6-Day Online Tel Support**
(Mon-Sat, 4 PM - 12 AM EST)

Figure 17: Information regarding LIFEMAGIC's after-sales service and support.

