

Manuals.plus /

› XIAOWTEK /

› XIAOWTEK S58 Wireless Earbuds Instruction Manual

XIAOWTEK S58

XIAOWTEK S58 Wireless Earbuds Instruction Manual

Model: S58

Setup

Operating

Maintenance

Troubleshooting

Specifications

Warranty & Support

1. SETUP

1.1 What's in the Box

Before you begin, please ensure all components are present:

- Earbuds (Left and Right)
- Charging Case
- User Manual
- Type-C Charging Cable

Lightweight

Pocket-sized charging case doesn't take up any carrying space



Image: Contents of the XIAOWTEK S58 Wireless Earbuds package.

1.2 Initial Charging

For optimal performance, fully charge your earbuds and charging case before first use.

1. Place both earbuds into the charging case.
2. Connect the provided Type-C charging cable to the charging port on the case and a suitable USB power source.
3. The LED display on the charging case will show the current battery level of the case and individual earbuds. A full charge is indicated by "100" on the display.

XIAOWTEK



Image: LED Power Display on the charging case indicating battery status.

1.3 Pairing with Your Device

The S58 earbuds feature one-step automatic pairing for convenience.

1. Ensure your earbuds are charged and inside the charging case.
2. Open the lid of the charging case. The earbuds will automatically enter pairing mode.
3. On your device (smartphone, tablet, laptop), go to Bluetooth settings and enable Bluetooth.
4. Search for "S58" in the list of available devices and select it to connect.
5. Once connected, the earbuds will automatically pair with this device in the future when the case is opened.

One Step Pairing

Auto pairing when open the charging case after first connection



Image: One-step pairing process with various devices.

2. OPERATING INSTRUCTIONS

2.1 Smart Touch Controls

The S58 earbuds are equipped with highly responsive touch controls for easy management of audio and calls.

Touch Control Functions

Action	Left Earbud (L)	Right Earbud (R)
Play/Pause	Double-tap	
Answer/End Call	Double-tap	
Reject Call	Press and hold for 2 seconds	
Volume Up	Single tap	-
Volume Down	-	Single tap
Next Track	Press and hold for 2 seconds	-
Previous Track	-	Press and hold for 2 seconds
Activate Voice Assistant	Triple-tap	



Image: Detailed illustration of earbud touch controls.

2.2 Crystal Clear Calls

The S58 earbuds are designed for clear communication, even in noisy environments.

- Equipped with dual hybrid ENC (Environmental Noise Cancellation) microphones.
- Passively eliminates up to 85% of background noise, ensuring your voice is heard clearly.

Crystal Clear Call

Every word stays sharp and natural in each conversation



Image: Demonstrating crystal clear call quality with ENC technology.

2.3 Hi-Fi Stereo Sound

Experience rich and immersive audio with the S58 earbuds.

- Features a 13.4mm graphene diaphragm for superior sound.
- Delivers powerful bass, clear mids, and bright highs across various music genres.

Latest Bluetooth 5.4

Faster and more stable







-  More Stable Connection
-  Longer Transmission Range
-  Less Power Consumption
-  Lower Latency

Image: Internal structure showcasing the Hi-Fi stereo sound technology.

2.4 Wearing Comfort and Water Resistance

The S58 earbuds are designed for extended wear and durability.

- **Ergonomic Design:** Shaped to fit the inner contours of the ear perfectly, ensuring a secure and comfortable fit.
- **Lightweight:** Each earbud weighs only 4 grams, minimizing discomfort during long listening sessions.
- **IP7 Waterproof:** Provides protection against sweat and rain, making them suitable for sports and outdoor activities.

Ergonomic Comfort Fit



Image: Ergonomic comfort fit and IP7 waterproof features.

3. MAINTENANCE

3.1 Cleaning Your Earbuds

Regular cleaning helps maintain sound quality and hygiene.

- Gently wipe the earbuds and charging case with a soft, dry, lint-free cloth.
- Do not use abrasive materials, alcohol, or chemical cleaners.

- Ensure charging contacts on both earbuds and case are clean and dry.

3.2 Storage

Store your earbuds properly to prolong their lifespan.

- Always store the earbuds in their charging case when not in use.
- Keep the charging case and earbuds in a cool, dry place, away from extreme temperatures and direct sunlight.

4. TROUBLESHOOTING

4.1 Pairing Issues

- **Earbuds not pairing with device:**
 - a. Ensure earbuds are charged and the charging case lid is open.
 - b. Turn off and on your device's Bluetooth.
 - c. Forget "S58" from your device's Bluetooth list and try pairing again.
 - d. If only one earbud connects, try placing both back in the case, closing the lid for 5 seconds, then reopening.

4.2 Sound Issues

- **No sound or low volume:**
 - a. Check the volume level on both your device and the earbuds (using touch controls).
 - b. Ensure earbuds are properly seated in your ears.
 - c. Clean any debris from the earbud speakers.
- **Intermittent sound:**
 - a. Ensure your device is within the Bluetooth range (typically 10 meters/33 feet) and there are no major obstructions.
 - b. Avoid strong electromagnetic interference.

4.3 Charging Issues

- **Earbuds or case not charging:**
 - a. Ensure the charging cable is securely connected to both the case and the power source.
 - b. Try a different charging cable or power adapter.
 - c. Clean the charging contacts on the earbuds and inside the case.

5. SPECIFICATIONS

Feature	Detail
Brand	XIAOWTEK
Model Name	S58
Connectivity Technology	Wireless (Bluetooth)
Bluetooth Version	5.4
Audio Driver Type	Dynamic Driver (13.4mm)
Battery Life	Up to 50 Hours (with charging case)
Water Resistance Level	IP7 Waterproof
Noise Control Features	Noise Cancellation (Dual Hybrid ENC Microphones)
Earpiece Shape	In Ear
Weight (Item)	2.89 ounces (total), 4 grams per earbud
Material	Plastic
Compatible Devices	Laptops, Desktops, Tablets, Telephones, Smartphones
Included Components	Cable, User Manual

6. WARRANTY & SUPPORT

For warranty information and customer support, please refer to the official XIAOWTEK website or contact their customer service directly. The product typically includes a standard manufacturer's warranty against defects in materials and workmanship.

Please retain your proof of purchase for any warranty claims.