**Saved from manuals.plus.**
**Open the live page for links to other documents and user manuals.**



### Garvee 33679ARBGVSC

# Garvee 23000 BTU Mini Split AC/Heating System User Manual

Model: 33679ARBGVSC

## 1. Introduction

This manual provides essential information for the safe and efficient operation, installation, and maintenance of your Garvee 23000 BTU Mini Split AC/Heating System. Please read this manual thoroughly before installation and use, and retain it for future reference.

The Garvee Mini Split AC/Heating System is designed to provide both cooling and heating for residential spaces up to 1500 square feet. It features energy-efficient operation, quiet performance, and smart control options.




Figure 1.1: Garvee Mini Split AC/Heating System in a residential setting.

## 2. Safety Information

**Important:** Installation of this mini split system requires professional expertise. To ensure safety and optimal performance, installation must be performed by licensed HVAC technicians.

- Always disconnect power before performing any maintenance or service.

- Ensure proper grounding to prevent electrical shock.
- Do not attempt to repair or modify the unit yourself. Contact qualified service personnel.
- The unit uses R32 refrigerant. Handle with care and ensure proper ventilation during installation and service.
- Keep children and pets away from the outdoor unit during operation.

## 3. Setup and Installation

As noted, professional installation by licensed HVAC technicians is mandatory for this system. The following information provides an overview of the components and general installation considerations.

### 3.1. Package Contents

The Garvee Mini Split AC/Heating System is shipped in two separate boxes, which may arrive at different times.

#### Box 1 (Outdoor Unit)

- Outdoor Unit
- Drain Hose (6.56 ft)
- Sealing Gum
- Tape
- Wall Cap
- Copper Line Set (16 ft x2)

#### Box 2 (Indoor Unit)

- Indoor Unit
- Remote Control
- Screws
- Mounting Plate
- Bracket Template
- Signal Cable (19 ft)

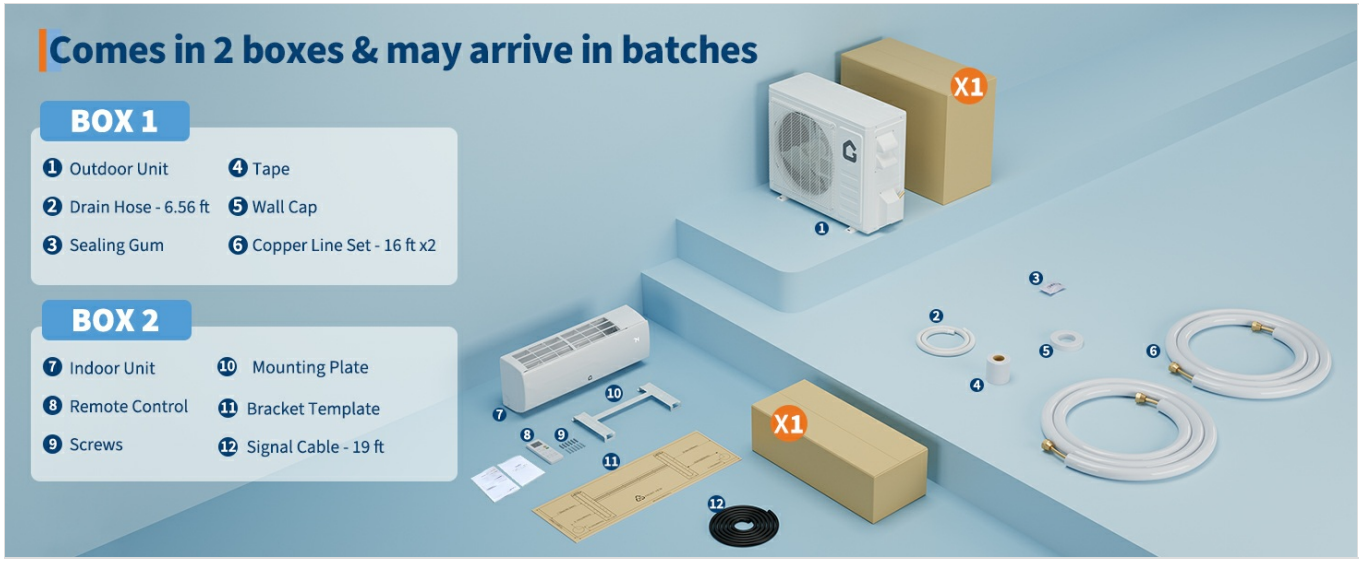

Figure 3.1: Included components for the Garvee Mini Split AC/Heating System.

## 3.2. Installation Guidelines

- The system is pre-charged with R32 refrigerant.
- The maximum recommended distance between the indoor and outdoor units is 25 meters (82 feet) for 23K BTU inverter models.
- Ensure the installation site allows for proper airflow around both indoor and outdoor units.
- Electrical connections must comply with local codes and regulations. The unit operates on 230V.




Figure 3.2: Professional installation is required for optimal performance and safety.

# 4. Operating Instructions

Your Garvee Mini Split system offers various modes and features for customized comfort. The unit can be controlled via the included remote control or through a Wi-Fi enabled smart device application.




Figure 4.1: Dual cooling and heating capabilities of the system.

## 4.1. Operating Modes

- **Auto Mode:** Automatically selects cooling or heating based on the ambient temperature.
- **Cool Mode:** Provides cooling operation. Recommended room temperature range: 63-90°F.
- **Heat Mode:** Provides heating operation. Recommended room temperature range: 32-80°F. Operates effectively in low outdoor temperatures down to 5°F (for inverter models).

- **Dry Mode:** Dehumidifies the air.
- **Fan Mode:** Circulates air without cooling or heating.
- **Sleep Mode:** Adjusts temperature settings automatically over 10 hours for comfortable sleep and reduced energy consumption.
- **ECO Mode:** Optimizes operation for energy efficiency.

## 4.2. Fan Speeds

Select from multiple fan speeds:

- Auto
- Low
- Low-Mid
- Mid
- Mid-High
- High
- TURBO (for rapid cooling or heating)

## 4.3. Additional Features

- **24-Hour Timer:** Schedule the unit to turn on or off automatically.
- **4D Auto Swing:** Automatically adjusts vertical (up-down) and horizontal (left-right) airflow for even distribution.
- **Child Lock:** Prevents unintended changes to settings.
- **I FEEL Mode:** Measures the temperature at the remote control's location for precise comfort.
- **HEALTH Mode:** Activates specific functions for improved air quality (refer to full manual for details).
- **MUTE Function:** Reduces indoor unit fan speed to the lowest level for ultra-quiet operation (as low as 32dB).

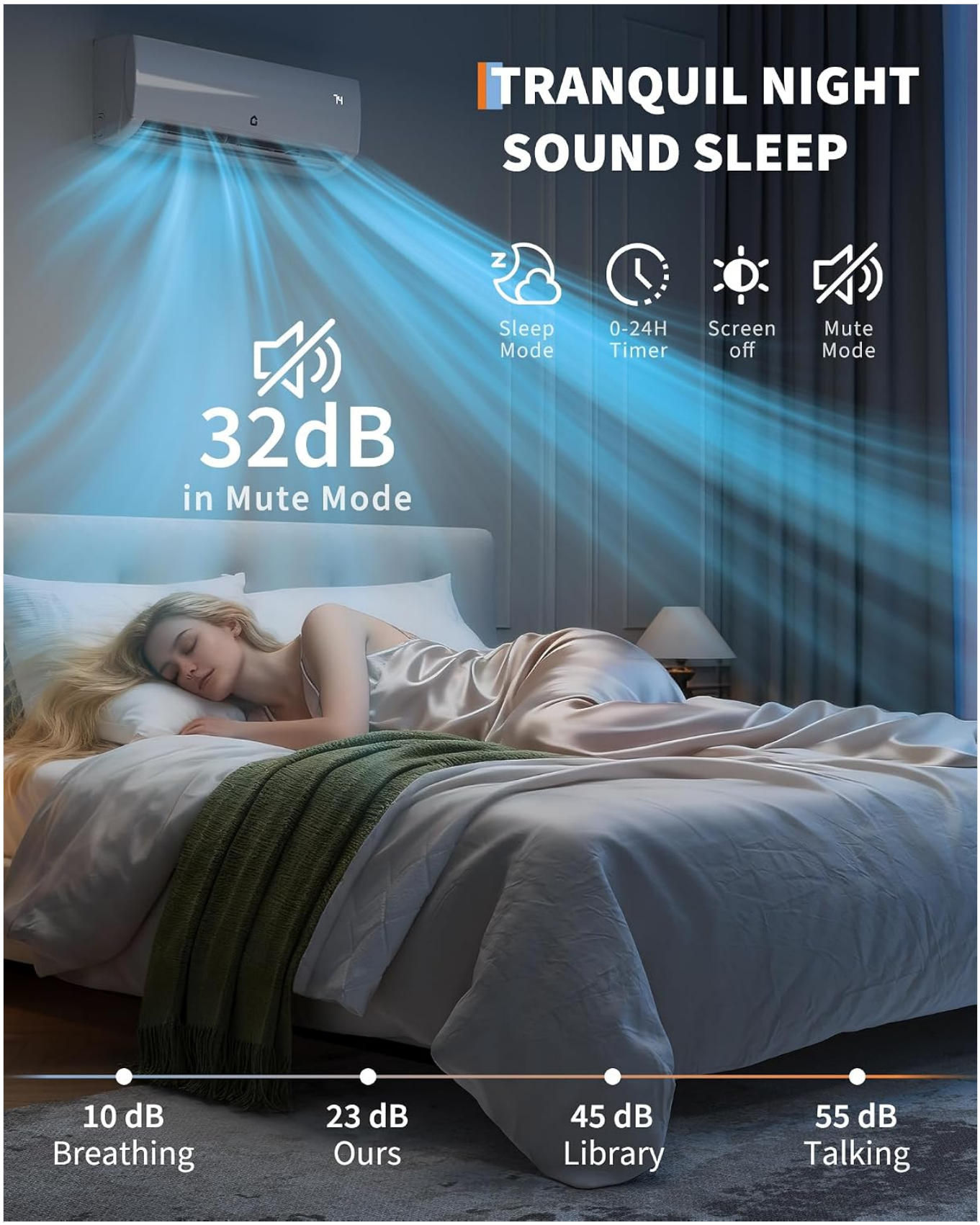


Figure 4.2: Quiet operation features, including Mute and Sleep modes.

## 4.4. Smart Control (Wi-Fi Enabled)

The Garvee Mini Split system is Wi-Fi enabled, allowing control via a smartphone application. Download the official app from the iOS App Store or Google Play Store. The system is also compatible with Amazon Alexa and Google Home for voice control.

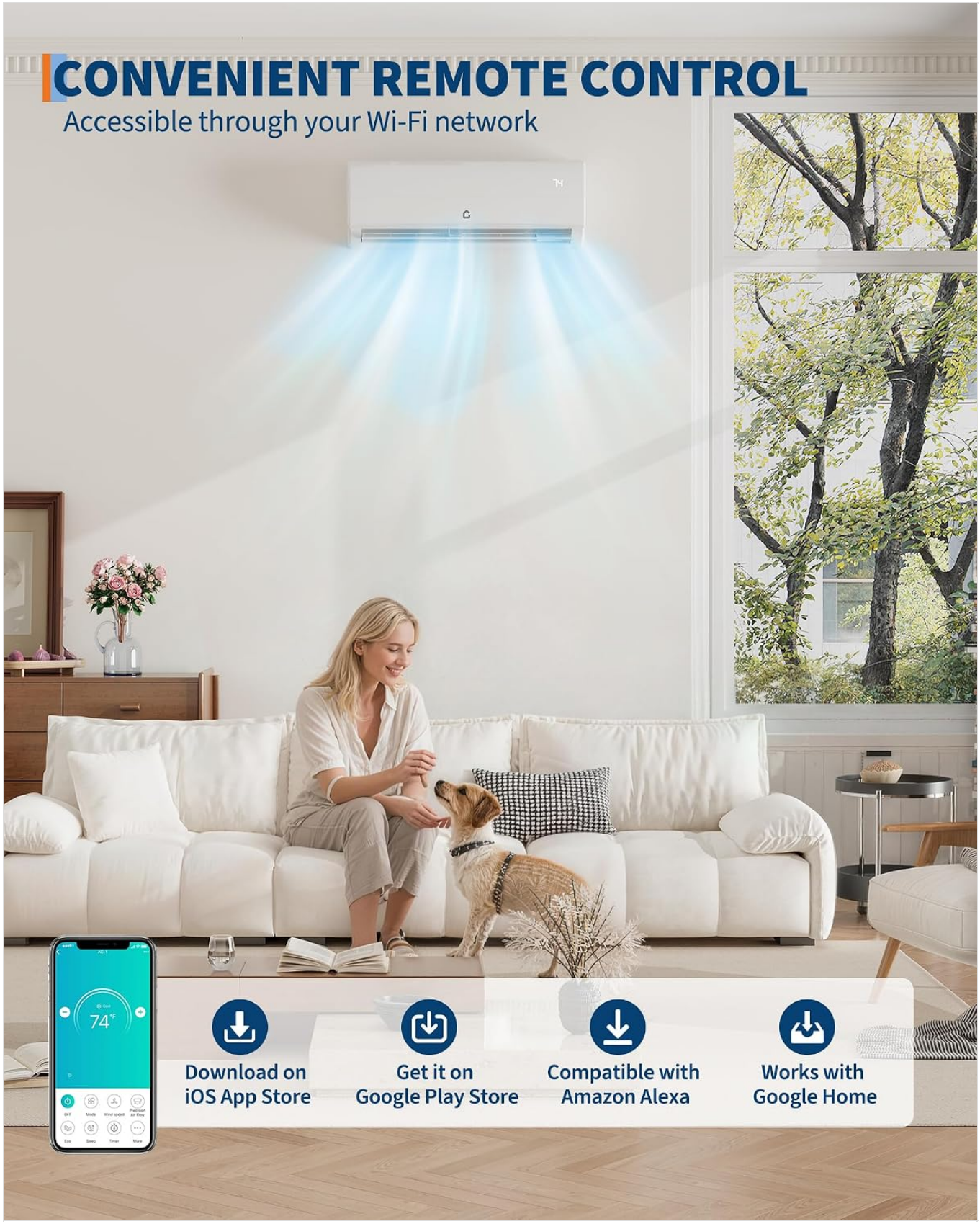


Figure 4.3: Control your unit conveniently via Wi-Fi and smart home platforms.

## 5. Maintenance

Regular maintenance ensures optimal performance and air quality.

### 5.1. Air Filter Cleaning

- The indoor unit is equipped with washable air filters.

- Clean the air filters regularly (e.g., every 2-4 weeks, depending on usage and air quality) to maintain efficient airflow and prevent dust buildup.
- Refer to the detailed instructions in the full product manual for specific steps on how to remove, clean, and reinsert the air filters.
- Always disconnect power to the unit before cleaning.

### 5.2. General Care

- Wipe the exterior of the indoor and outdoor units with a soft, damp cloth. Do not use harsh chemicals or abrasive cleaners.
- Ensure the outdoor unit is free from obstructions like leaves, dirt, or snow.
- Schedule annual professional inspections and servicing by a licensed HVAC technician.

## 6. Troubleshooting

This section provides guidance for common issues. For more complex problems, or if the issue persists, contact customer support or a qualified technician.

| Problem | Possible Cause | Solution |
|---|---|---|
| Unit does not turn on. | No power, circuit breaker tripped, remote control batteries low. | Check power supply, reset circuit breaker, replace remote control batteries. |
| Insufficient cooling/heating. | Dirty air filter, blocked outdoor unit, incorrect mode/temperature setting, refrigerant leak. | Clean air filter, clear obstructions from outdoor unit, verify settings, contact technician for refrigerant check. |
| Unusual noise. | Loose parts, foreign object, compressor issue. | Turn off unit and inspect for loose parts or foreign objects. If noise persists, contact a technician. |
| Water leakage from indoor unit. | Blocked drain hose, improper installation. | Check and clear drain hose. If issue persists, contact installation technician. |

## 7. Specifications

| Feature | Detail |
|---|---|
| Brand | Garvee |
| Model Number | 33679ARBGVSC |
| Cooling Capacity | 23000 BTU |
| Heating Capacity | 22400 BTU |
| Coverage Area | Up to 1500 Sq.Ft |
| Voltage | 230V |

| Feature | Detail |
| --- | --- |
| Seasonal Energy Efficiency Ratio (SEER) | 17 |
| Noise Level (Indoor Unit) | 28 Decibels (typical), 32 Decibels (Mute Mode) |
| Refrigerant Type | R32 |
| Inverter Type | Has Inverter |
| Installation Type | Split System |
| Compressor Type | Rotary Scroll |
| Control Method | App, Remote Control |
| Power Source | Corded Electric |
| Wattage | 2365W |
| Outdoor Unit Dimensions (D x W x H) | 39" x 14" x 32" |
| Indoor Unit Dimensions (W x H x D) | 39.76" x 12.4" x 8.66" |
| Item Weight (Outdoor Unit) | 97 Pounds |
| UPC | 800072480249 |




Figure 7.1: Dimensions of the indoor and outdoor units.




Figure 7.2: Noise level comparison with other AC types.




Figure 7.3: Energy efficiency comparison with other AC types.

## 8. Warranty Information

The Garvee Mini Split AC/Heating System comes with a**30-day manufacturer's warranty**. Additionally, the product specifications mention a "Lifetime" warranty type, which typically refers to a limited lifetime warranty on specific components, subject to terms and conditions. Please refer to the warranty card included with your product or contact Garvee customer support for full details on warranty coverage and limitations.
Extended protection plans may be available for purchase separately:

- 3-Year Protection Plan
- 4-Year Protection Plan
- Complete Protect (monthly billing option)

## 9. Customer Support

For technical assistance, warranty claims, or any questions regarding your Garvee Mini Split AC/Heating System, please contact Garvee customer support. Refer to the contact information provided in your product packaging or on the official Garvee website.

**Online Resources:**

- Visit the Garvee Store on Amazon for product information and updates.

© 2026 Garvee. All rights reserved.

## Ask a question about this manual

Ask about setup, troubleshooting, compatibility, parts, safety, or missing instructions. Manuals+ will review the question and use this page's manual context to help answer it.

**Name**

Anonymous

**Email**

you@example.com

After a successful submission, we securely hash the supplied account or form email before sending it to Microsoft Advertising for conversion attribution. Privacy details.

**Question**

Example: How do I reset this device or fix this error?

**Details**

Model number, symptoms, what you tried, or the section of the manual you are using.

Submit question

**Open the live page**

**https://manuals.plus/asin/B0G6D1ZY3D**

More documents and user manuals: **https://manuals.plus/**