

[Manuals.plus](#) /

> [QUASIO](#) /

> QUASIO Wireless Keyboard and Mouse Combo (Model MK258) User Manual

QUASIO MK258

QUASIO Wireless Keyboard and Mouse Combo (Model MK258) User Manual

Your guide to seamless wireless connectivity

1. INTRODUCTION

This manual provides instructions for setting up, operating, and maintaining your QUASIO Wireless Keyboard and Mouse Combo (Model MK258). This combo offers a full-size ergonomic keyboard and a precise optical mouse, designed for comfort and efficiency in various computing environments.

2. PACKAGE CONTENTS

- 1 x Wireless Keyboard
- 1 x Wireless Mouse
- 1 x USB Receiver (stored in the mouse battery compartment)
- 1 x User Manual

3. SETUP GUIDE

3.1 Battery Installation

1. For the Mouse:

Slide open the battery compartment cover on the underside of the mouse. Insert one AA battery, ensuring correct polarity (+/-). Close the cover.

12 MULTIMEDIA HOTKEYS

Greatly enhance your smoothness and efficiency in office, home, and school work.

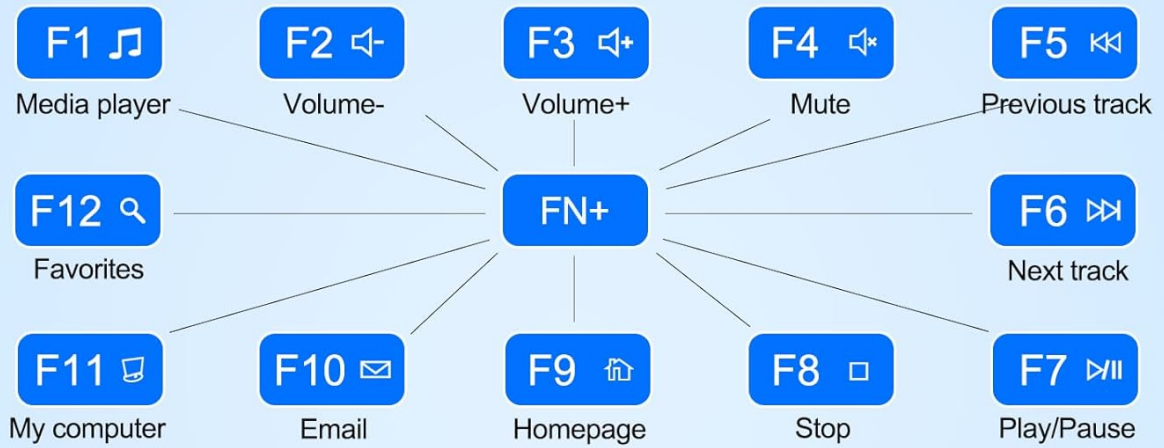


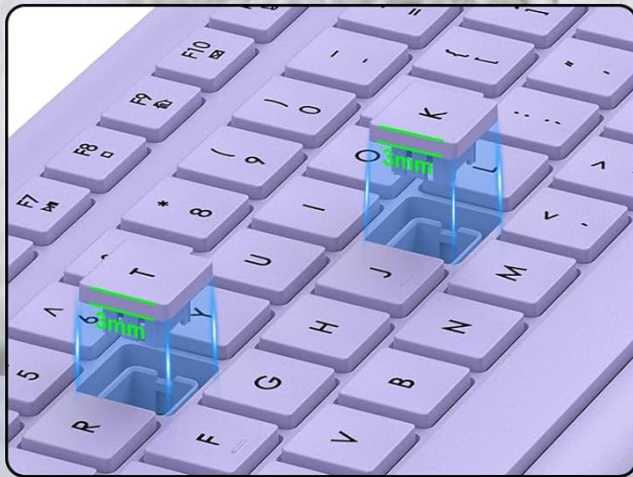
Image: The underside of the wireless mouse, highlighting the battery compartment and the slot where the USB receiver is stored. The ON/OFF switch is also visible.

2. For the Keyboard:

Locate the battery compartment on the underside of the keyboard. Insert one AAA battery, observing the correct polarity. Close the compartment cover.

SILENT CLICK

Provides quiet, reduces distractions, enhances focus



Smooth Typing



Noiseless Click

Image: A diagram illustrating the smart power management features, showing the keyboard requires one AAA battery and the mouse requires one AA battery. It also highlights 365 days standby time and 400 hours working time.

3.2 Connecting the Devices

1. Remove the USB receiver from the mouse's battery compartment.
2. Plug the USB receiver into an available USB port on your computer (PC, Mac, Laptop, etc.).
3. Turn on the mouse using the ON/OFF switch located on its underside.
4. The keyboard and mouse are designed for plug-and-play functionality and should connect automatically within a few seconds. No additional software or drivers are typically required.

2 In 1
Plug and Paly

2.4G
Connection

33Ft
Wireless Range

NO DELAYS & NO DROPOUTS
One USB receiver connects both the keyboard and mouse

Image: An illustration demonstrating the 2-in-1 plug and play functionality, 2.4G wireless connection, and a 33ft (10m) wireless range for the keyboard and mouse combo.

4. OPERATING INSTRUCTIONS

4.1 Ergonomic Design

The keyboard features adjustable height tilt legs, allowing you to set an optimal typing angle for increased comfort and to help prevent wrist strain during prolonged use.

ERGONOMIC ADJUSTABLE STAND

8°adjustable typing angle to prevent wrist strain,enjoy more efficiency and comfort.




Image: A view of the wireless keyboard on a desk, showing its foldable stand that allows for an 8-degree adjustable typing angle for ergonomic comfort.

4.2 Multimedia Shortcut Keys

The full-size keyboard includes 12 multimedia shortcut keys (F1-F12) that can be accessed by pressing the 'Fn' key in combination with the respective F-key. These keys provide quick access to functions such as play/pause, volume control, email, and more, enhancing work efficiency.

FULL SIZE WIRELESS KEYBOARD MOUSE COMBO

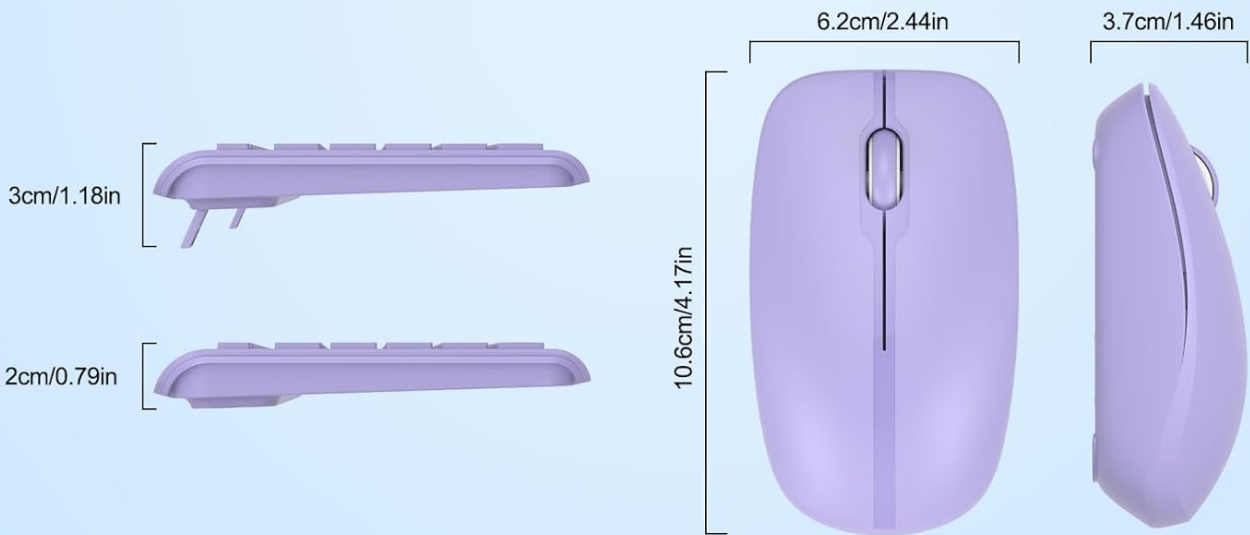


Image: A visual representation of the 12 multimedia hotkeys (F1-F12) on the keyboard, detailing their functions such as media player, volume up/down, mute, previous/next track, play/pause, stop, homepage, email, and 'My Computer'.

4.3 Quiet Typing and Clicking

The keyboard features soft membrane keys for a quiet and comfortable typing experience. The mouse utilizes silent micro-motion technology, ensuring clicks are almost completely silent. This design is ideal for shared workspaces, minimizing disturbance to others.

SMART POWER MANAGEMENT

Save battery life and reduce battery replacement

365 Days
Standby Time

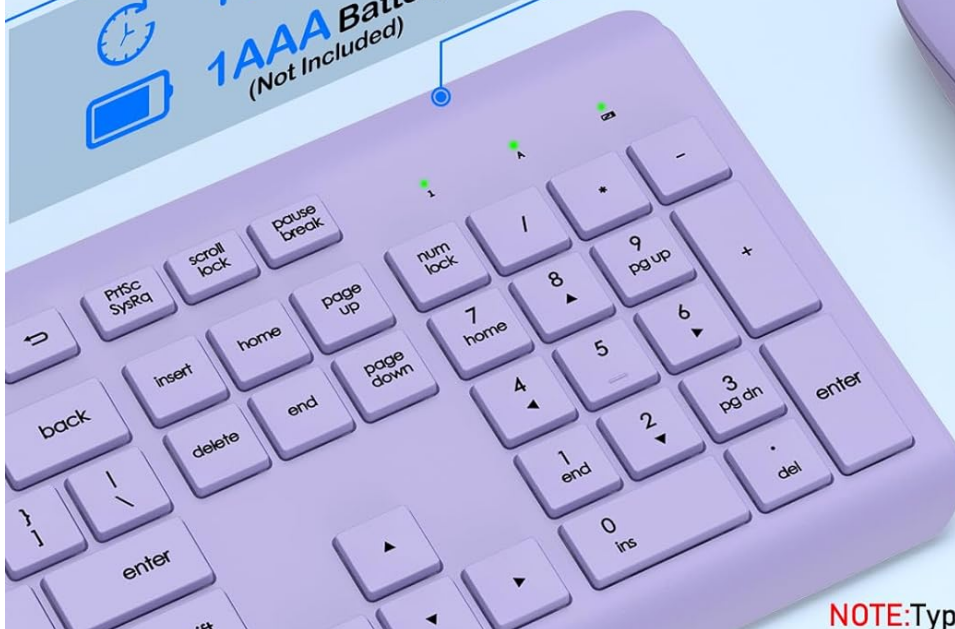
400 Hours
Working Time



10min Auto-enter sleep
1AAA Battery
(Not Included)



10min Auto-enter sleep
1AA Battery
(Not Included)



NOTE:Type or click any keys to wake up

Image: A split image showing a close-up of the keyboard keys with a 'Smooth Typing' label and the mouse with a 'Noiseless Click' label, emphasizing the quiet operation of both devices.

4.4 Wide Compatibility

The wireless keyboard and mouse set supports various operating systems, including Windows 11, 10, 8, 7, Mac OS, Chrome OS, and Linux. It is compatible with a wide range of devices such as laptops, desktop PCs, notebooks, Chromebooks, MacBooks, and iMacs.

WIDELY COMPATIBLE



PC



Desktop



Laptop



TV



Image: A computer screen displaying logos for Windows, Mac OS, and Linux, indicating wide compatibility for the wireless keyboard and mouse combo. Icons for PC, Desktop, Laptop, and TV are also shown.

5. MAINTENANCE

5.1 Battery Replacement

When the devices stop responding or the performance degrades, it is time to replace the batteries. Refer to section 3.1 for battery installation instructions. The keyboard requires one AAA battery, and the mouse requires one AA battery.

5.2 Cleaning

The keyboard features a splash-proof design, making it easy to wipe clean after accidental water splashes. For general cleaning, use a soft, damp cloth. Avoid using harsh chemicals or abrasive materials.

6. TROUBLESHOOTING

- **No Response from Keyboard/Mouse:**

- Ensure the USB receiver is securely plugged into a working USB port on your computer.
- Check if the batteries in both the keyboard and mouse are correctly installed and have sufficient charge. Replace if necessary.
- Ensure the mouse's ON/OFF switch is in the 'ON' position.
- Try plugging the USB receiver into a different USB port.
- Restart your computer.

- **Lag or Intermittent Connection:**

- Ensure the devices are within the 33ft (10m) wireless range of the USB receiver.
- Minimize interference from other wireless devices (e.g., Wi-Fi routers, cordless phones) by moving them further away.
- Ensure there are no large metal objects between the devices and the receiver that could block the signal.

- **Multimedia Keys Not Working:**

- Ensure you are pressing the 'Fn' key simultaneously with the desired F-key to activate multimedia functions.

7. SPECIFICATIONS

Feature	Detail
Brand	QUASIO
Model	MK258
Connectivity Technology	2.4GHz Wireless (USB Receiver)
Special Feature	Ergonomic Design, Silent Keys/Clicks, Multimedia Hotkeys, Splash-Proof
Compatible Devices	Laptop, Personal Computer, Windows (11/10/8/7), Mac OS, Chrome OS, Linux, MacBook Pro, MacBook Air, iMac, Tablet, Television, Smartphone, Chromebook, Notebook
Keyboard Battery	1 x AAA Battery (not included)
Mouse Battery	1 x AA Battery (not included)
Keyboard Layout	QWERTY, Full-Size with Numeric Keypad
Wireless Range	Up to 10m (33ft)
Mouse DPI	1600 DPI

8. WARRANTY AND SUPPORT

QUASIO products come with a 1-year worry-free warranty. Additionally, a 30-day no-reason refund policy is offered. For any issues or support inquiries, please contact QUASIO customer service. Even beyond the Amazon return period,

assistance is available for product-related concerns.

For support, please refer to the contact information provided on the product packaging or the official QUASIO website.

