

Monster Persona 3rd ANC

Monster Persona 3rd ANC Bluetooth Headphones

USER MANUAL

1. Introduction

Thank you for choosing the Monster Persona 3rd ANC Bluetooth Headphones. This manual provides detailed instructions for setting up, operating, and maintaining your headphones to ensure optimal performance and longevity. Please read this manual thoroughly before use.

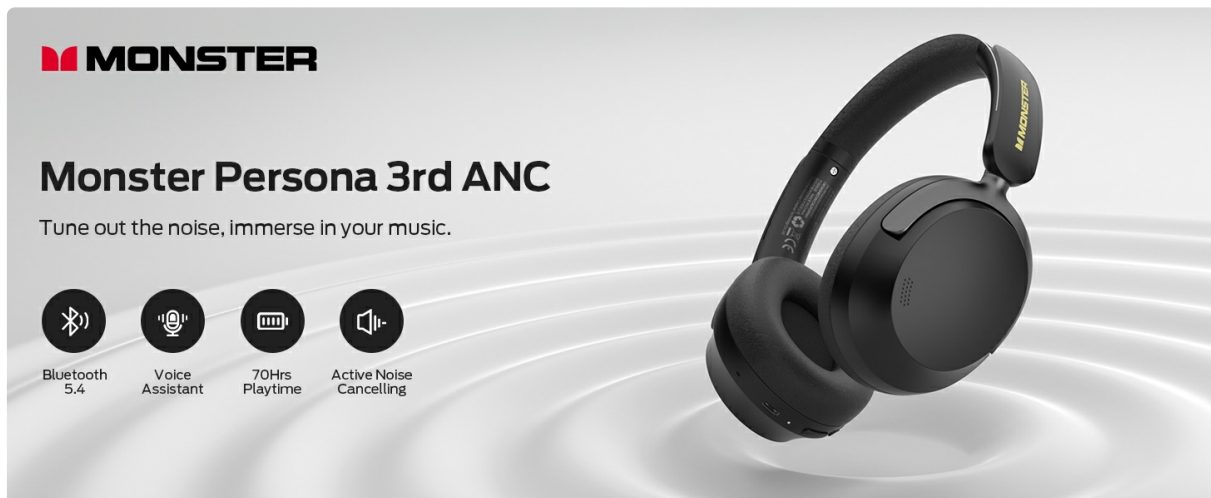


Image 1.1: Monster Persona 3rd ANC Bluetooth Headphones overview, highlighting noise cancellation and immersive sound.

2. Package Contents

Please check the package for the following items:

- Monster Persona 3rd ANC Bluetooth Headphones
- USB-C Charging Cable
- 3.5mm Audio Cable (C-C audio cable usage only)
- User Manual (this document)

3. Product Overview and Controls

Familiarize yourself with the headphone's physical features and control buttons.



Image 3.1: Detailed diagram of headphone controls.

- **Power Button (ON/OFF):** Long press for 2 seconds to power ON, long press for 4 seconds to power OFF.
- **Volume Up (+):** Click once to increase volume. Long press for 1 second for next song.
- **Volume Down (-):** Click once to decrease volume. Long press for 1 second for previous song.
- **Multi-function Button (between + and -)** Click once for Play/Pause. Long press for 1 second to reject/hang up calls. Click once to answer calls. Long press for 1 second to activate voice assistant.
- **ANC Button:** Click once to switch between Noise Cancellation, Standard, and Transparency modes.
- **USB-C Port:** For charging and wired audio connection.
- **Microphone:** For hands-free calls and voice assistant.

Built-in Mic Hands-free



Image 3.2: Built-in microphone for hands-free communication.

4. Setup

4.1 Charging the Headphones

Before first use, fully charge your headphones. Connect the provided USB-C charging cable to the headphone's USB-C port and the other end to a USB power source. The LED indicator will show charging status. A full charge provides up to 70 hours of playtime.

70 Hours Playtime



Image 4.1: Headphones highlighting 70 hours of playtime.

Endless Playtime for All-Day Enjoyment

Enjoy up to 70 hours of continuous music and calls, perfect for long trips or all-day use without needing a recharge.



Image 4.2: Extended playtime for all-day enjoyment, ideal for travel.

4.2 Bluetooth Pairing

1. Ensure the headphones are charged and powered off.
2. Long press the Power button for 2 seconds until the LED indicator flashes blue and red, indicating

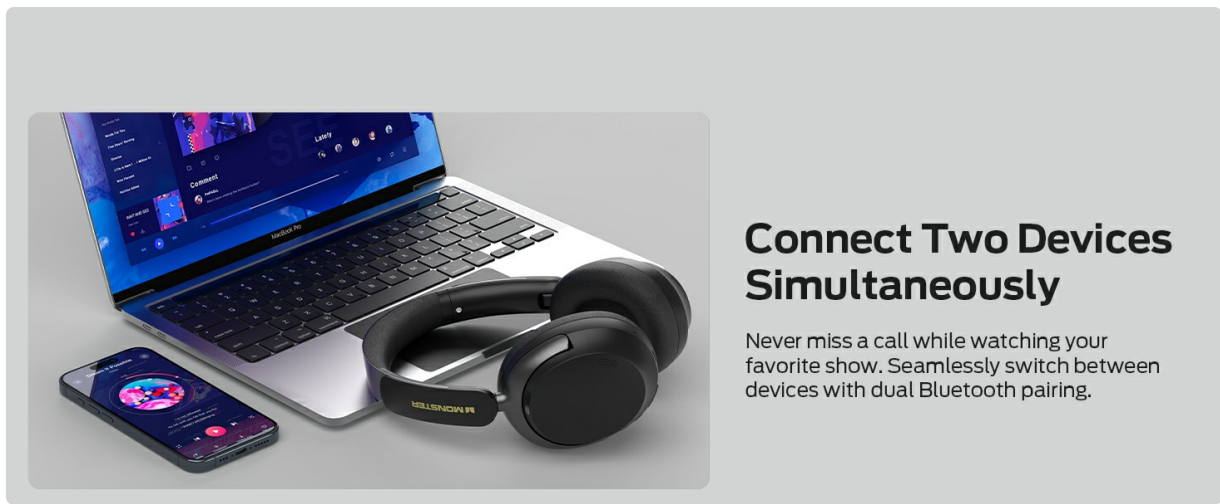
pairing mode.

3. On your device (smartphone, tablet, computer), enable Bluetooth and search for available devices.
4. Select "Monster Persona 3rd ANC" from the list.
5. Once connected, the LED indicator will turn solid blue.

The headphones feature Bluetooth 5.4 for a stable connection and support multipoint connection, allowing simultaneous connection to two devices.



Image 4.3: Fast connection with Bluetooth 5.4.



Connect Two Devices Simultaneously

Never miss a call while watching your favorite show. Seamlessly switch between devices with dual Bluetooth pairing.

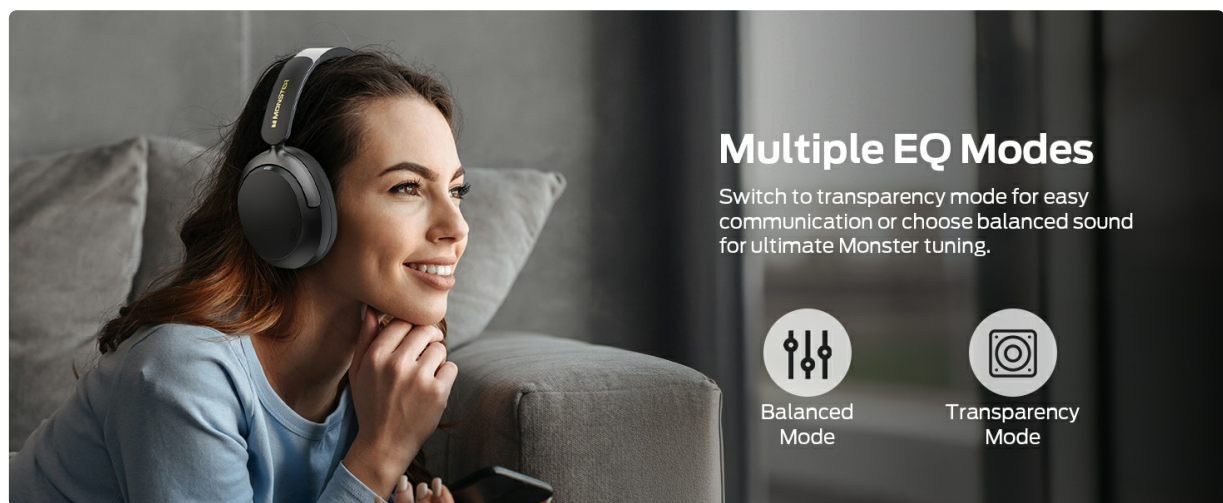
Image 4.4: Connect two devices simultaneously for seamless switching.

5. Operating Instructions

5.1 Music Modes

The headphones offer three distinct listening modes. Press the **ANC button** to cycle through them:

- **Standard Mode:** Provides a balanced sound profile for general listening.
- **Active Noise Cancellation (ANC) Mode:** Reduces ambient noise for an immersive audio experience.
- **Transparency Mode:** Allows you to hear your surroundings while listening to audio, enhancing situational awareness.



Multiple EQ Modes

Switch to transparency mode for easy communication or choose balanced sound for ultimate Monster tuning.



Balanced Mode



Transparency Mode

Image 5.1: Three distinct music modes for various listening environments.

5.2 Wired Connection

For a wired connection, use the provided Type-C audio cable. Connect one end to the headphone's USB-C port and the other end to your audio source's compatible port. This mode ensures uninterrupted audio quality and does not require Bluetooth.



Seamless Wired and Wireless Switching

Switch easily between wired and wireless modes using the Type-C port—no Bluetooth support required.

Image 5.2: Seamless switching between wired and wireless modes.

6. Comfort and Design

The Monster Persona 3rd ANC headphones are designed for extended wear comfort and portability.

- **Premium Comfort:** Plush sponge cushioning on ear cups and an adjustable headband ensure a comfortable fit.
- **Foldable Design:** The compact folding design allows for easy storage and portability, ideal for travel or commuting.

All Day Comfort



Image 6.1: Features contributing to all-day comfort.



Image 6.2: Stretchable fit and adjustable earpad rotation for customized comfort.



Image 6.3: Comfortable earpads and foldable design for effortless storage.

7. Maintenance

To maintain the performance and appearance of your headphones:

- Clean the earcups and headband regularly with a soft, dry cloth.
- Avoid exposing the headphones to extreme temperatures, humidity, or liquids.
- Store the headphones in a cool, dry place when not in use, preferably in a protective case.
- Do not attempt to disassemble or repair the headphones yourself. Contact customer support for assistance.

8. Troubleshooting

If you encounter issues with your headphones, refer to the following common solutions:

- **No Power:** Ensure the headphones are fully charged.
- **Cannot Pair via Bluetooth:** Make sure the headphones are in pairing mode (flashing blue/red LED) and within range of your device. Forget the device on your phone and try pairing again.
- **No Sound:** Check volume levels on both the headphones and your connected device. Ensure the correct audio output is selected on your device. If using wired mode, ensure the cable is fully inserted and functional.
- **ANC Not Working Effectively:** Ensure the ANC mode is activated. Environmental factors can affect ANC performance.
- **Poor Call Quality:** Ensure the microphone is not obstructed. Move closer to your device to improve Bluetooth signal strength.

For further assistance, please contact Monster customer support.

9. Specifications



Image 9.1: Internal components for Pure Monster Sound.

Feature	Specification
Model Number	Monster Persona 3rd ANC
Connectivity Technology	Wired, Wireless
Wireless Communication	Bluetooth 5.4
Headphones Jack	3.5 mm Jack (via USB-C audio cable)
Input Device Interface	USB-C, Audio jack
Noise Control	Active Noise Cancellation
Battery Life	Up to 70 Hours
Earpiece Shape	Over-Ear
Audio Driver Type	Dynamic Driver
Compatible Devices	Laptops, Desktops, Tablets, Telephones, Gaming Consoles
Item Weight	1.06 pounds

10. Safety Information

Please observe the following safety guidelines:

- Do not use headphones at high volume for extended periods to prevent hearing damage.
- Do not use headphones while driving, cycling, or operating machinery where external sounds are necessary for safety.
- Keep out of reach of children.
- Dispose of batteries and electronic components responsibly according to local regulations.

11. Warranty and Support

Monster products are designed and manufactured to the highest quality standards. For warranty information and customer support, please refer to the warranty card included in your package or visit the official Monster website.

For any inquiries or technical assistance, please contact Monster customer service.