

Manuals+

[Q & A](#) | [Deep Search](#) | [Upload](#)

manuals.plus /

> [Samsung](#) /

> [Samsung Galaxy S26 Unlocked Android Smartphone Instruction Manual](#)

Samsung Galaxy S26

Samsung Galaxy S26 Unlocked Android Smartphone Instruction Manual

Model: Galaxy S26 (256GB, Sky Blue)

1. PRODUCT OVERVIEW

The Samsung Galaxy S26 is an unlocked Android smartphone featuring a powerful processor, Galaxy AI capabilities, an immersive display, and a durable battery. This manual provides essential information for setting up, operating, and maintaining your device.



Figure 1: Samsung Galaxy S26 in Sky Blue. This image displays the front and rear of the Samsung Galaxy S26 smartphone in Sky Blue color, highlighting its sleek design and camera module.

2. WHAT'S IN THE BOX

Verify that all items are present in your product packaging:

- Samsung Galaxy S26 Smartphone
- USB Cable (Type-C to Type-C)
- SIM Tray Ejector
- Quick Start Guide

What's in the box



Galaxy S26



USB-C charge cable



Ejection pin

Figure 2: Box contents for the Samsung Galaxy S26. This image shows the Galaxy S26 smartphone, a USB-C charge cable, and an ejection pin, representing the items included in the product box.

3. SETUP

3.1 SIM Card Installation

1. Locate the SIM card tray on the side of your device.
2. Insert the SIM tray ejector tool into the small hole next to the tray and push gently until the tray pops out.
3. Place your Nano SIM card into the tray with the gold contacts facing down.
4. Carefully reinsert the SIM tray into the device.

3.2 Initial Power On and Setup

1. Press and hold the Power/Side key until the Samsung logo appears.
2. Follow the on-screen prompts to select your language, connect to a Wi-Fi network, and sign in to your Samsung and Google accounts.
3. Configure biometric security features such as fingerprint recognition.

3.3 Charging the Device

Use the provided USB Type-C cable to charge your Galaxy S26. The device supports up to 25W wired charging. For optimal charging speed, use a Samsung-approved charger (sold separately).

4. OPERATING YOUR DEVICE

4.1 Basic Navigation

The Galaxy S26 features a 6.3-inch AMOLED display with a 120Hz refresh rate for smooth interactions. Navigate using touch gestures (tap, swipe, pinch) and the physical buttons (Power/Side key, Volume keys).

4.2 Camera Usage

Your Galaxy S26 is equipped with advanced camera features:

- **Rear Cameras:** 50MP Main, 12MP Ultra Wide, 10MP Telephoto (3x Optical Zoom).
- **Front Camera:** 12MP Selfie Camera with Wider Selfie Capture for group shots.
- **Photo Assist:** Utilize Galaxy AI to magically edit photos, fill in missing elements, and blend objects.
- **Creative Studio:** Generate playful illustrations and 3D cartoons for custom wallpapers and stickers.
- **Horizon Lock:** Super Steady Video with Horizontal Lock keeps your shots level even if you rotate 360 degrees.

Make every shot your best shot

12MP

f/2.2
Selfie Camera

12MP

f/2.2
Ultra Wide

50MP

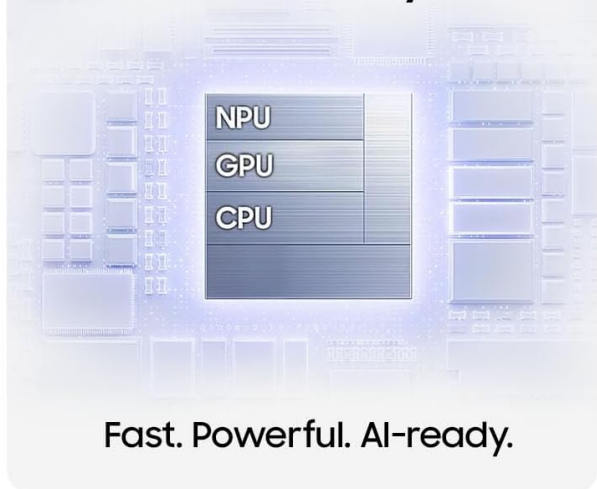
f/1.8
Wide
2x Optical-Quality Zoom

10MP

f/2.4
Telephoto
3x Optical Zoom



Customized processor for Galaxy



Fast. Powerful. AI-ready.

Power up quickly



4300mAh

Up to
25w
wired charging

Requires 25W Super Fast Charger (sold separately). Charging speed depends on battery level and other factors; use only Samsung-approved chargers; do not use any worn or damaged chargers or cables; incompatible charger or cable can cause serious injuries or damage to your device.

Figure 3: Detailed camera specifications for the Samsung Galaxy S26. This image illustrates the 12MP Selfie Camera, 12MP Ultra Wide, 50MP Wide (2x Optical-Quality Zoom), and 10MP Telephoto (3x Optical Zoom) lenses on the device.

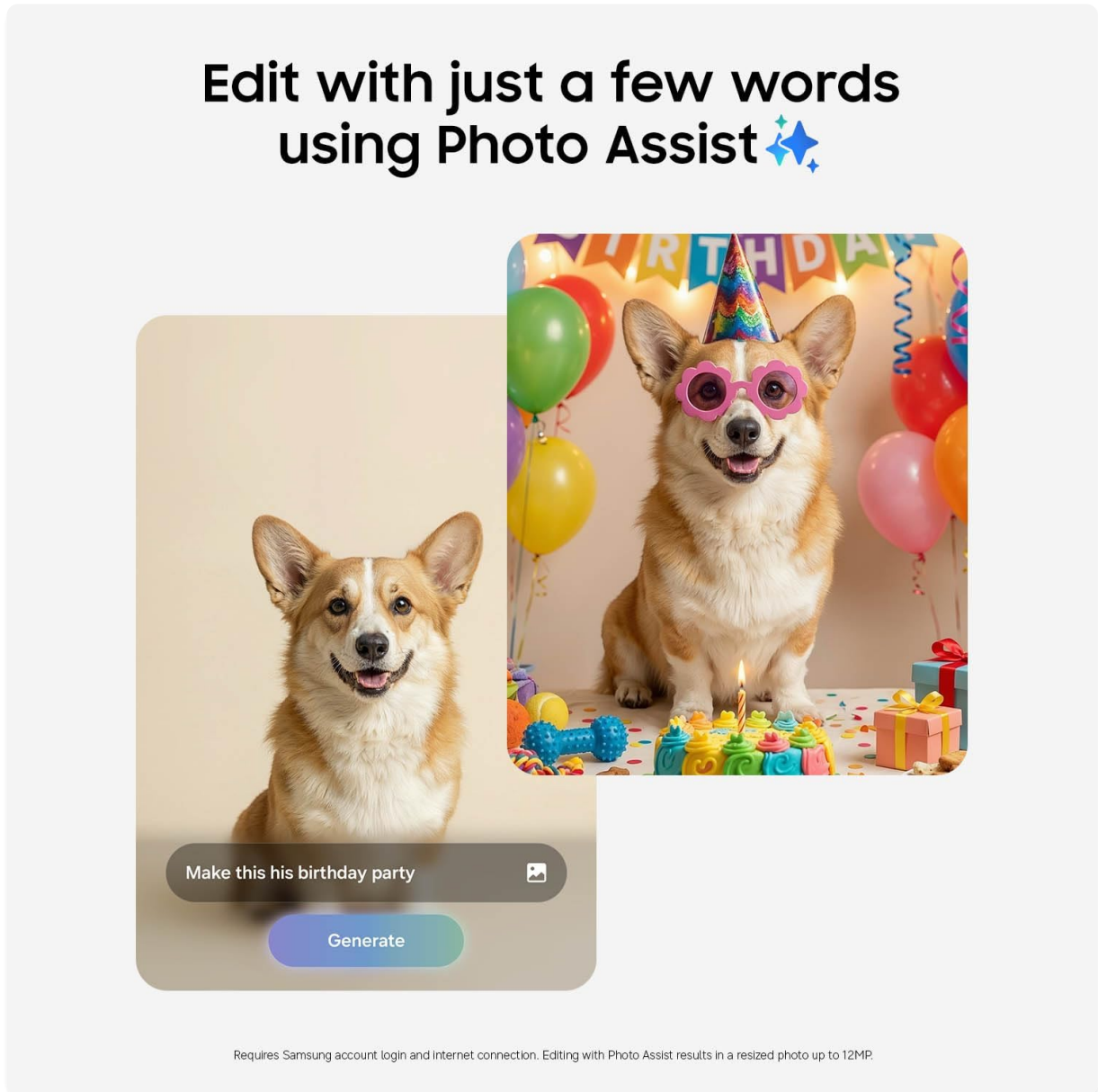


Figure 4: Demonstration of the Photo Assist AI feature. This image shows a split screen with a dog's photo on the left and a generated birthday party scene with the dog on the right, illustrating the AI's ability to edit photos based on text input.

Your imagination, at your fingertips with Creative Studio ✨

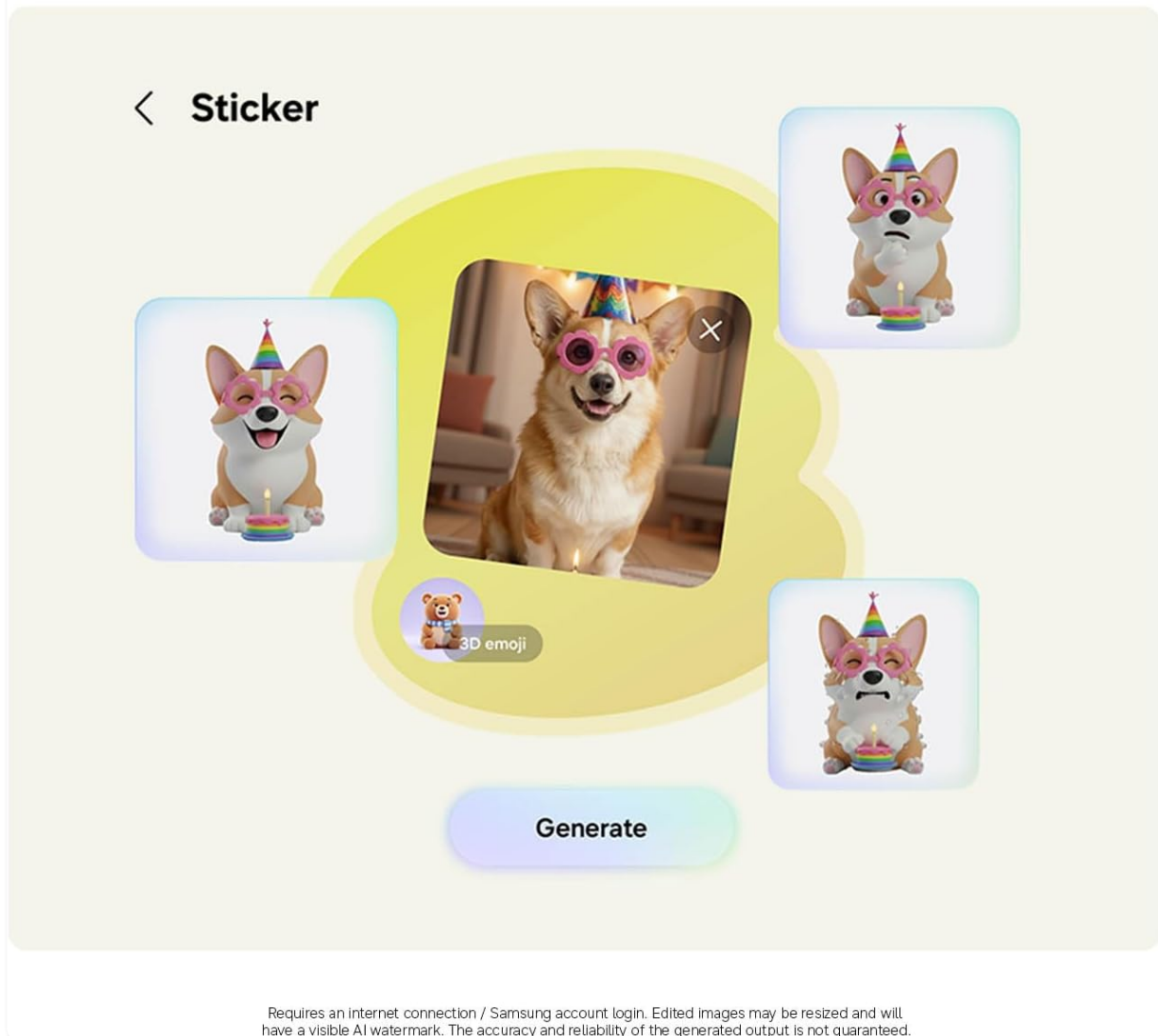
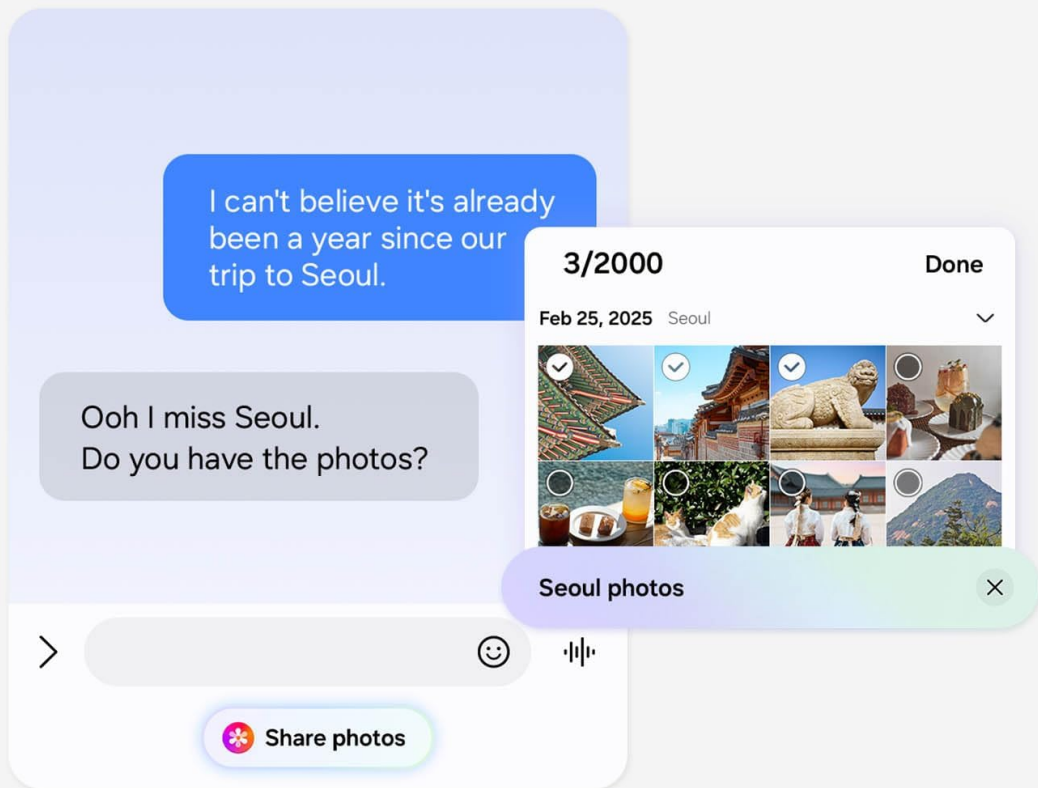


Figure 5: Demonstration of the Creative Studio AI feature. This image displays a smartphone screen showing a 'Sticker' interface with a dog's photo and various 3D emoji stickers, highlighting the ability to create custom visual elements.

4.3 Galaxy AI Features

- **Now Nudge:** Galaxy AI works behind the scenes to prioritize apps, reminders, and notifications, providing relevant information when needed.
- **Voice AI:** The S26 Series supports multiple Voice AI models including Gemini, Perplexity, and Bixby for enhanced smart assistance.

The right info, right when you need it with Now Nudge ✨



Auto suggestion should be enabled. For location information, Location permission should be allowed.

Figure 6: Illustration of the Now Nudge AI feature. This image shows a smartphone displaying a messaging app with a conversation about photos from Seoul, and a smart suggestion pop-up to share Seoul photos, demonstrating contextual AI assistance.

4.4 Connectivity

Your device supports 5G cellular technology, Wi-Fi, Bluetooth 5.4, and NFC for seamless connectivity.

4.5 Samsung Wallet

Securely store payment cards, boarding passes, and more digitally with Samsung Wallet. Requires a compatible NFC card from a participating bank.

The wallet that's made for your Galaxy




Figure 7: Various screens demonstrating the features of Samsung Wallet. This image shows different interfaces for payment cards, memberships, boarding passes, and digital assets within the Samsung Wallet application.

4.6 Pairing with Galaxy Buds4 Pro

Pair your Galaxy S26 with Galaxy Buds4 Pro (sold separately) to experience Hi-Res Audio and hear translations hands-free. Initial setup is required via settings or the Samsung Wear app.

Pair with Galaxy Buds4 Pro and catch new details with Hi-Res Audio



Requires initial setup via settings or Samsung Wear app on a compatible Galaxy smartphone. Products sold separately.

Figure 8: Samsung Galaxy S26 smartphone shown alongside open Galaxy Buds4 Pro case and earbuds. This image highlights the seamless pairing and audio experience between the phone and the earbuds.

4.7 Privacy Display

The Galaxy S26 features a privacy display that prevents others from viewing your screen content from an angle. This feature can be configured to activate for specific apps, notifications, or when a PIN/pattern/password is required.

Video 1: Demonstration of the Samsung Galaxy S26 Privacy Display feature. This video shows how the screen content becomes obscured when viewed from an angle, enhancing user privacy.

5. MAINTENANCE

5.1 Battery Care

The Galaxy S26 is equipped with a 4300 mAh battery. To prolong battery life, avoid extreme temperatures and fully discharging the device regularly. Utilize the Fast Charging feature for quick power-ups.

5.2 Water Resistance

Your device is water-resistant. Avoid submerging it in water deeper than 1.5 meters for more than 30 minutes, and do not expose it to pressurized water or liquids other than fresh water.

5.3 Cleaning

To clean your device, gently wipe it with a soft, lint-free cloth. Avoid using harsh chemicals or abrasive materials.

5.4 Software Updates

Keep your device's software up to date to ensure optimal performance and security. Samsung provides 7 years of operating system updates for the Galaxy S26, running on Android 16 with One UI 8.5.

6. TROUBLESHOOTING

If you encounter issues with your device, try the following:

- **Restart:** A simple restart can resolve many minor software glitches.
- **Check Connections:** Ensure Wi-Fi, Bluetooth, or cellular connections are active and stable.
- **Software Update:** Verify your device is running the latest software version.
- **Factory Reset:** As a last resort, a factory reset can resolve persistent issues, but will erase all data. Back up your data before proceeding.

7. SPECIFICATIONS

Feature	Detail
Brand	Samsung
Model Name	Samsung Galaxy S26
Operating System	Android 16, One UI 8.5
RAM Memory Installed Size	12 GB
Memory Storage Capacity	256 GB
Screen Size	6.3 Inches
Refresh Rate	120 Hz
Color	Sky Blue
Cellular Technology	5G
Connectivity Technology	5G, Bluetooth, NFC, USB, Wi-Fi
SIM Card Slot Count	Single SIM
Connector Type	USB Type C
Biometric Security Feature	Fingerprint Recognition
Water Resistance Level	Water Resistant
Headphones Jack	USB-C
Front Photo Sensor Resolution	12 MP

Rear Facing Camera Photo Sensor Resolution	10.0, 12.0, 50.0 MP
Number of Rear Facing Cameras	3
Battery Capacity	4300 Milliamp Hours
Display Type	AMOLED
Model Year	2026
Item Dimensions	5.89 x 2.82 x 0.28 inches
UPC	198957241123

8. WARRANTY & SUPPORT

Your Samsung Galaxy S26 comes with a 1-Year Manufacturer Warranty. For detailed terms and conditions, please refer to the warranty card included in your product packaging or visit the official Samsung website.

8.1 Samsung Care+ Device Protection

Consider enhancing your device protection with Samsung Care+, which offers coverage for unlimited drops, spills, mechanical breakdowns, theft, and loss. Various plans are available, including 2-Year Samsung Care+ Device Protection (one-time payment) or Samsung Care+ Device Protection Monthly (monthly payment).