

Manuals+

[Q & A](#) | [Deep Search](#) | [Upload](#)

[manuals.plus](#) /

> [Healthkeep](#) /

> [Healthkeep Digital Bathroom Scale for Body Weight, Model T107 Instruction Manual](#)

Healthkeep T107

Healthkeep Digital Bathroom Scale for Body Weight, Model T107

Instruction Manual

INTRODUCTION

This manual provides essential instructions for the safe and effective use of your Healthkeep Digital Bathroom Scale, Model T107. Please read this guide thoroughly before operation and retain it for future reference. This scale is designed to provide accurate body weight measurements for personal use.

SAFETY INFORMATION

- Always place the scale on a hard, flat, and stable surface. Inaccurate readings may occur on carpets or uneven flooring.
- The scale's tempered glass surface can be slippery when wet. Exercise caution to prevent falls.
- Do not jump on the scale or subject it to sudden impacts.
- Keep the scale out of reach of children.
- The maximum weight capacity for this scale is 400 lb (180 kg). Do not exceed this limit.
- Do not attempt to disassemble or repair the scale yourself. Contact customer support if issues arise.

PACKAGE CONTENTS

- 1 x Healthkeep Digital Bathroom Scale (Model T107)
- 2 x AAA Batteries

PRODUCT FEATURES

- **High-Precision 4-Sensor Accuracy:** Equipped with four upgraded G-sensors for precise measurements within ± 0.1 lb (0.05 kg).
- **Quick Unit Switching:** Easily switch between kilograms (kg), pounds (lb), and stones (st) with a single button.
- **Instant Step-On Results with Backlit LED Display:** Provides immediate, stable measurements upon stepping on, with a bright, clear display for visibility in various lighting conditions. Features auto-calibration for consistent daily use.

- **Reinforced Safety Design:** Constructed with 6 mm tempered glass, rounded corners, a reinforced internal frame, and an anti-slip base for durability and stability.
- **Compact Footprint:** Measuring 10.2 × 10.2 × 0.87 inches, its slim design allows for easy storage in small spaces.

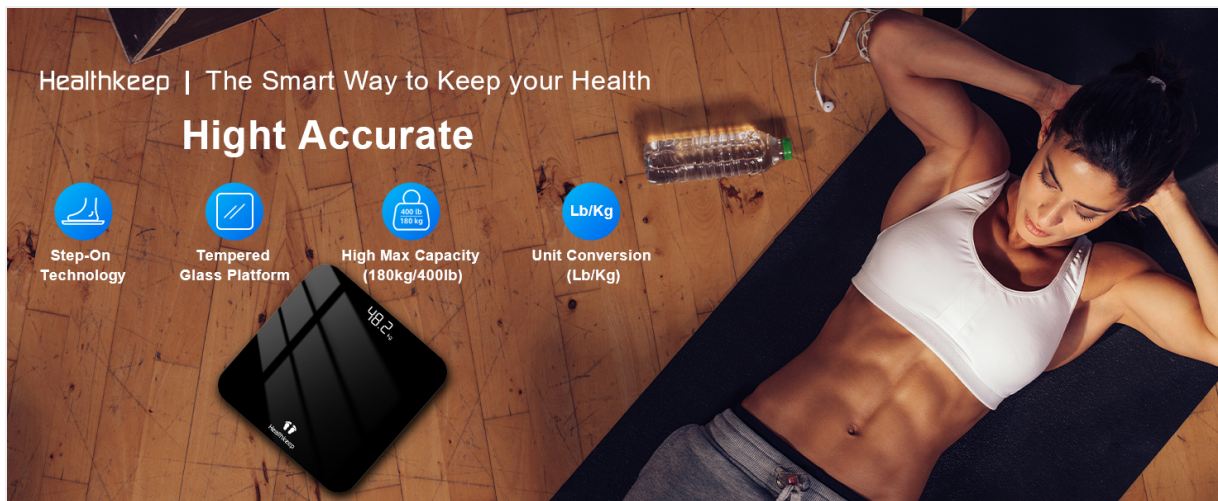


Image: Overview of Healthkeep scale features including step-on, tempered glass, 400lb/180kg capacity, and unit conversion.

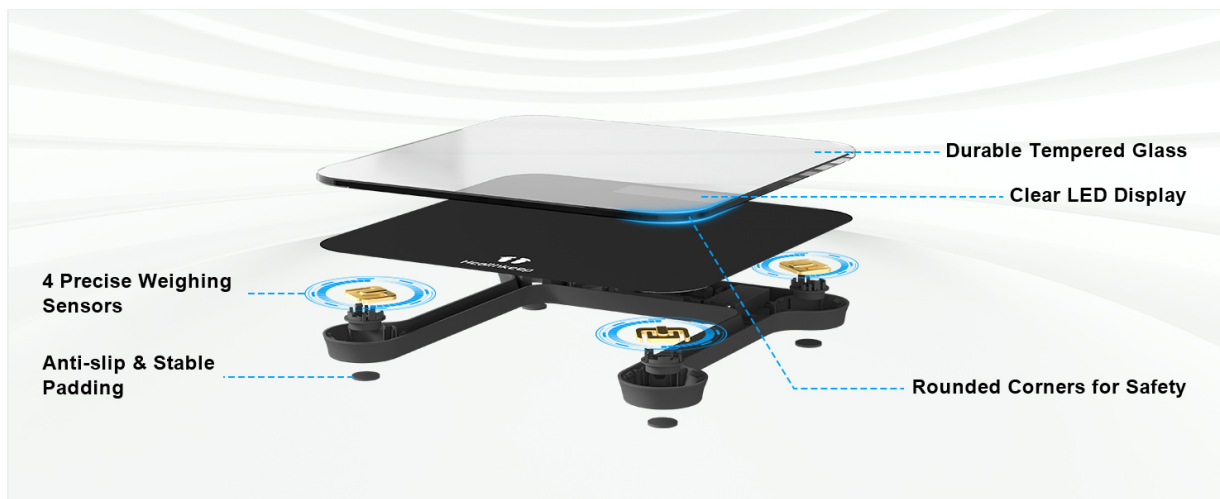


Image: Exploded view illustrating the scale's construction with tempered glass, LED display, sensors, and anti-slip padding.

SETUP

1. **Unpack:** Carefully remove the scale and batteries from the packaging.
2. **Install Batteries:** Locate the battery compartment on the underside of the scale. Open the cover and insert the two AAA batteries, ensuring the correct polarity (+/-) as indicated inside the compartment. Close the cover securely.
3. **Placement:** Place the scale on a hard, flat, and stable surface. Avoid placing it on carpets, rugs, or uneven flooring, as this can affect accuracy.

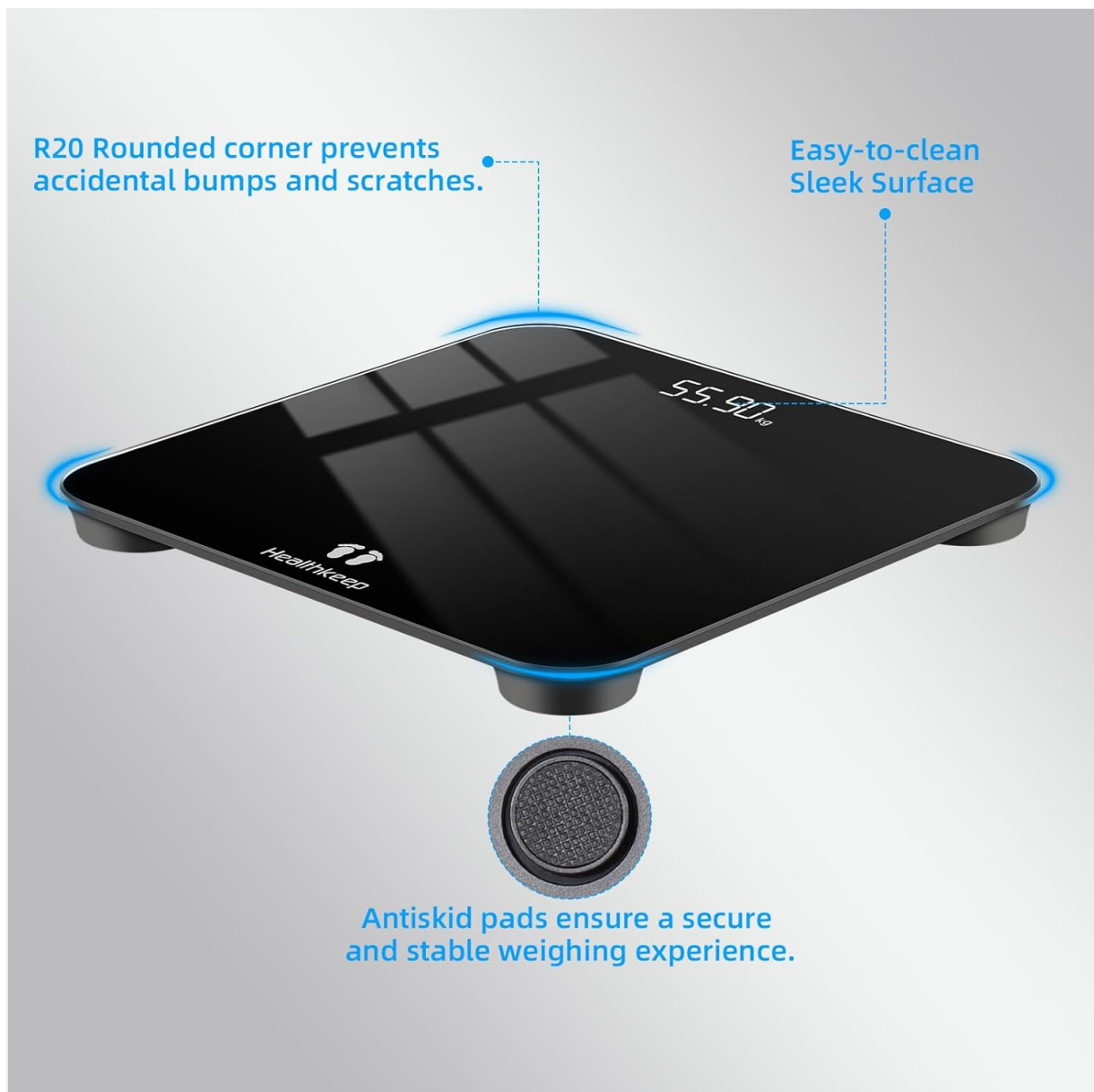


Image: Underside of the scale, highlighting the battery compartment and anti-slip feet for stable placement.

OPERATING INSTRUCTIONS


1. **Initial Activation:** Gently tap the center of the scale with your foot to activate it. The display will show '0.0' or '0.00' when ready.
2. **Weighing:** Once '0.0' is displayed, step onto the scale with bare feet, standing still and centered. Your weight will be displayed on the LED screen.
3. **Unit Conversion:** To change the unit of measurement (pounds, kilograms, or stones), locate the unit button on the underside of the scale, usually near the battery compartment. Press this button to cycle through the available units.
4. **Auto-Off:** The scale will automatically turn off after approximately 10 seconds of inactivity to conserve battery life.



Image: The Healthkeep scale displaying a weight, demonstrating its clear LED readout.

Easy to Read

Bright backlight ensures easy day and night usage, even in dim light



Low Battery
Indication



400lb/
180 kg Max



Image: Close-up of the scale's display, showing weight in kilograms and indicating unit conversion options.

MAINTENANCE

- **Cleaning:** Wipe the scale's surface with a damp cloth and a mild detergent. Avoid using abrasive cleaners or harsh chemicals.
- **Water Exposure:** Do not immerse the scale in water or spray water directly onto it.
- **Storage:** Store the scale in a cool, dry place away from direct sunlight and extreme temperatures.

TROUBLESHOOTING

Problem	Solution
Display shows "Lo" or is dim.	The batteries are low. Replace with new AAA batteries.
Display shows "Err" or "O-Ld".	The scale is overloaded. The maximum capacity is 400 lb (180 kg). Step off the scale immediately.

Problem	Solution
Inaccurate or inconsistent readings.	Ensure the scale is on a hard, flat, and stable surface. Avoid carpets. Recalibrate by stepping off the scale, waiting for it to turn off, then tapping it to activate and waiting for "0.0" before weighing again. Ensure no objects are touching the scale.
Scale does not turn on.	Check if batteries are installed correctly and are not depleted. Replace if necessary.

SPECIFICATIONS

Feature	Detail
Model Number	T107
Product Dimensions	11.02 x 11.02 x 1.57 inches
Weight	2.56 Pounds
Weight Limit	400 lb / 180 kg
Display Type	LED
Power Source	2 x AAA Batteries (Included)
Material	6 mm Tempered Glass
Manufacturer	Healthkeep

WARRANTY AND SUPPORT

For detailed warranty information, product support, or to contact customer service, please refer to the documentation included with your purchase or visit the official Healthkeep website. Keep your purchase receipt as proof of purchase for warranty claims.