

Manuals+

[Q & A](#) | [Deep Search](#) | [Upload](#)

manuals.plus /

- › [KEIKI](#) /
- › [KEIKI Folding Sofa Bed Chair \(Model KY00681\) User Manual](#)

KEIKI KY00681

KEIKI Folding Sofa Bed Chair User Manual

Model: KY00681 | Brand: KEIKI

[Contents](#) [Setup](#) [Introduction](#) [Safety Instructions](#) [Package](#)
[Operation](#) [Maintenance](#) [Troubleshooting](#) [Specifications](#) [Support](#)

1. INTRODUCTION

Thank you for choosing the KEIKI Folding Sofa Bed Chair, Model KY00681. This versatile 3-in-1 convertible chair is designed to provide comfort and functionality, easily transforming from a sofa chair to a chaise lounger or a single bed. Its 5-position adjustable backrest allows for various seating and reclining preferences. This manual provides essential information for the safe assembly, operation, and maintenance of your new furniture.



Image 1.1: The KEIKI Folding Sofa Bed Chair in its upright sofa configuration.

2. SAFETY INSTRUCTIONS

Please read and understand all safety instructions before assembling or using the product. Failure to follow these instructions may result in injury or damage to the product.

- **Weight Limit:** Do not exceed the maximum weight capacity of 440 lbs (200 kg).
- **Stable Surface:** Always place the sofa bed on a flat, stable, and level surface to prevent tipping.
- **Proper Use:** This product is designed for seating and sleeping. Do not stand on the product or use it as a step stool.
- **Children and Pets:** Keep children and pets away from the product during assembly. Ensure they do not play on or around the product unsupervised.
- **Moving the Product:** When moving the sofa bed, lift it rather than dragging it to prevent damage to the legs or floor.
- **Regular Inspection:** Periodically check all bolts and connections to ensure they remain tight. Retighten as necessary.

- **Avoid Sharp Objects:** Keep sharp objects away from the fabric to prevent tears or punctures.

3. PACKAGE CONTENTS

Before beginning assembly, ensure all parts are present and undamaged. If any parts are missing or damaged, do not proceed with assembly and contact customer support.

- Sofa Bed Frame (main body)
- Removable Armrests (2)
- Support Legs (4 for sofa, 2 for bed extension)
- Small Pillow (1)
- Assembly Hardware (bolts, washers, Allen wrench)
- Instruction Manual (this document)

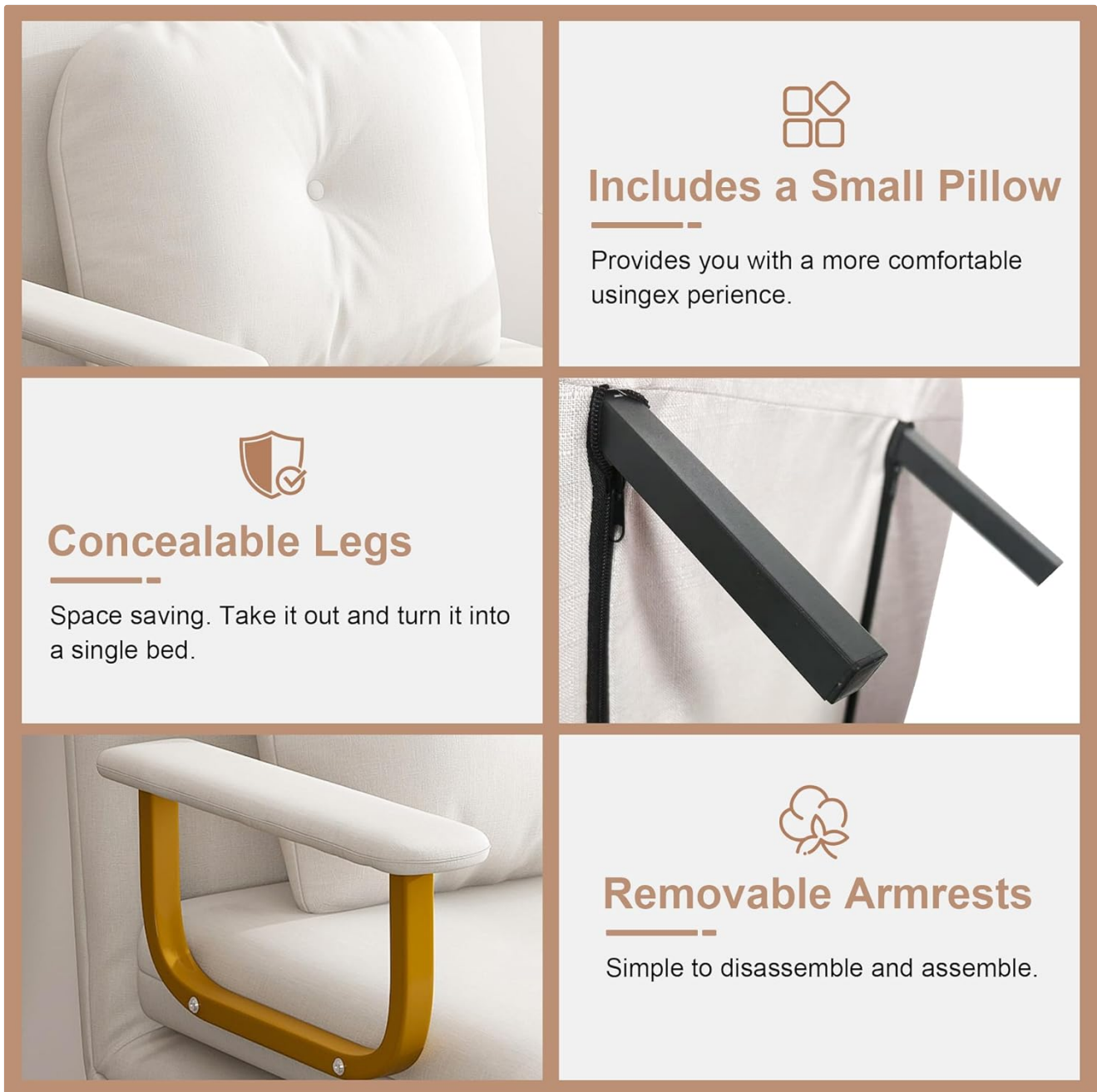


Image 3.1: Key components including the pillow, concealed legs, and removable armrests.

4. SETUP AND ASSEMBLY

Assembly of the KEIKI Folding Sofa Bed Chair is designed to be straightforward and typically takes approximately five minutes. Follow these steps carefully:

1. **Unpack Components:** Carefully remove all parts from the packaging and lay them out on a clean, soft surface to prevent scratches.
2. **Attach Sofa Legs:** Locate the four main support legs. Align each leg with the pre-drilled holes on the underside of the sofa base. Secure them using the provided bolts and Allen wrench. Ensure all legs are tightened firmly.
3. **Install Armrests:** Attach the two removable armrests to the sides of the sofa frame. The armrests are designed for easy disassembly and assembly. Secure them according to the provided hardware.
4. **Unzip Concealed Legs:** For bed or chaise configurations, locate the zippered compartments on the underside of the sofa bed. Unzip these to access the concealed support legs for the extended sections.
5. **Final Check:** Once all components are assembled, gently test the stability of the chair before full use.

6 ANGLES BACKREST OFFER MORE CHOICE



Reading



Watching TV



Working



Taking a nap

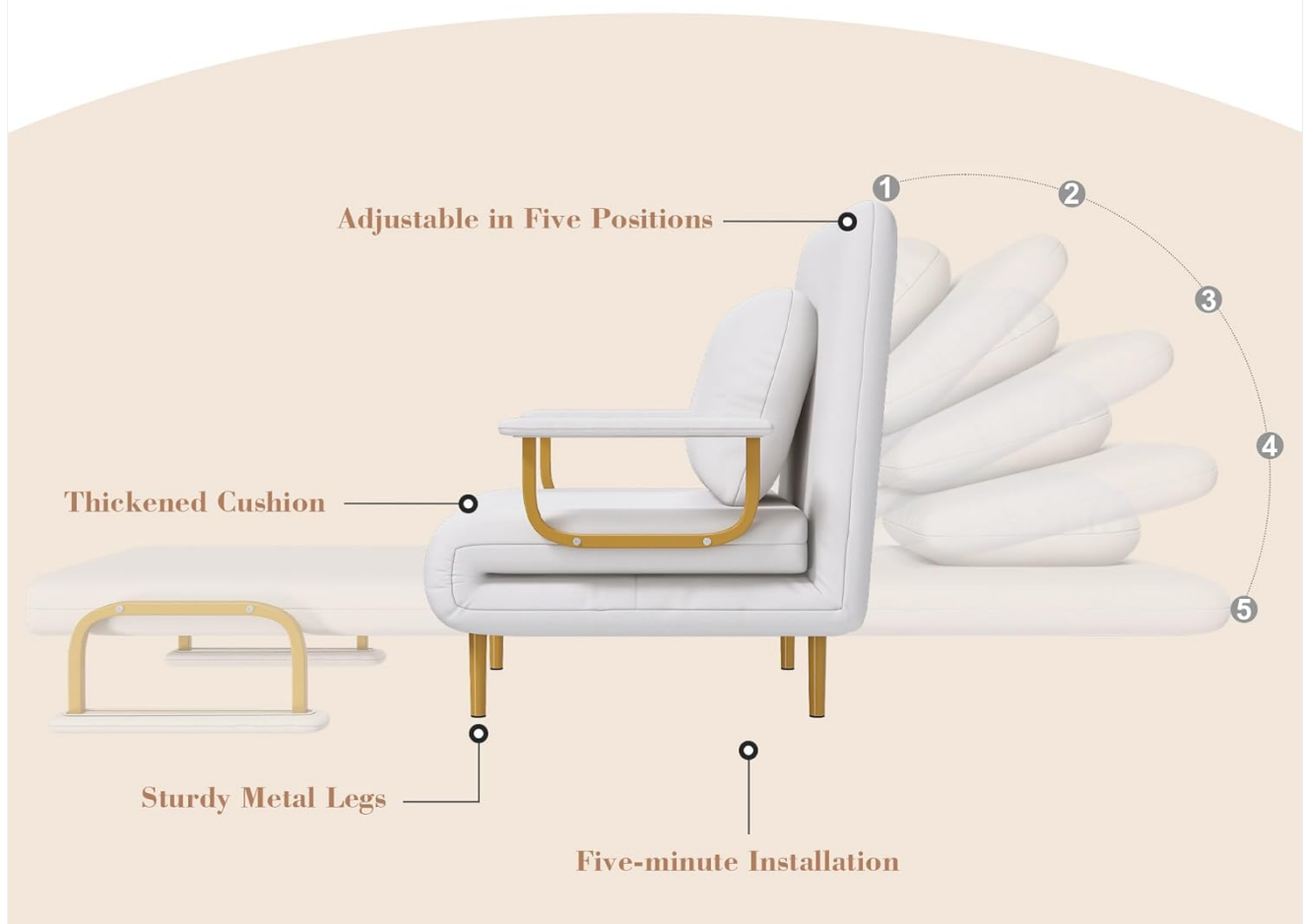


Image 4.1: Assembly points and adjustable backrest mechanism.

5. OPERATING INSTRUCTIONS

The KEIKI Folding Sofa Bed Chair offers three primary configurations and an adjustable backrest for optimal comfort.

5.1. Converting Between Sofa, Chaise Lounger, and Single Bed

The chair can be quickly transformed between its three modes without tools.

1. **Sofa Chair to Chaise Lounger:** Gently pull the front section of the sofa outwards. The concealed legs will extend to support the new length.
2. **Chaise Lounger to Single Bed:** Continue to extend the front section of the chaise lounger until it lies completely flat, forming a single bed. Ensure all support legs are properly deployed and stable.
3. **Single Bed to Chaise Lounger/Sofa Chair:** Reverse the process by lifting and folding the extended sections back into the sofa base. Ensure the concealed legs are tucked away before fully converting to the sofa chair.

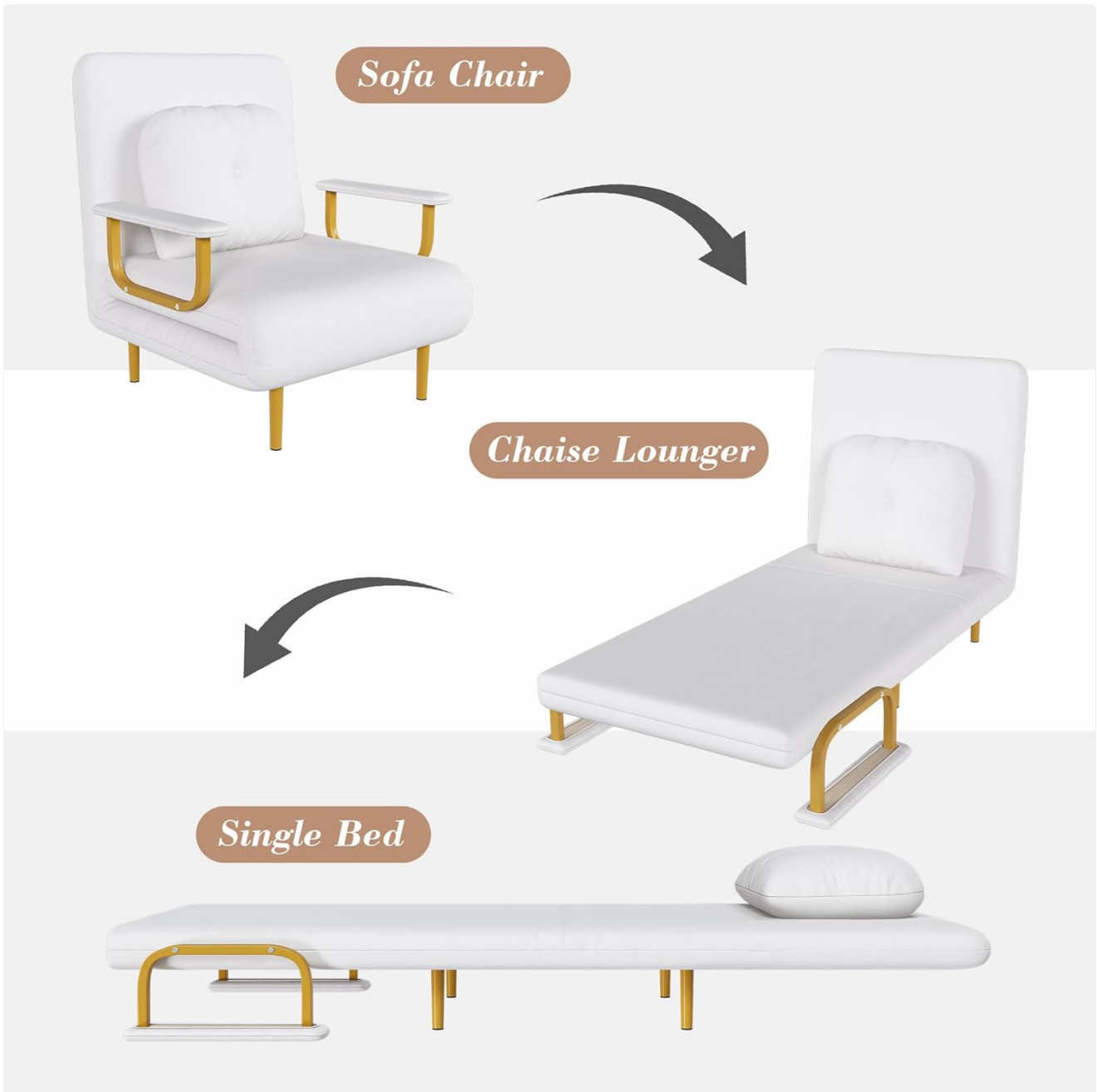


Image 5.1: Visual guide for converting the chair into different configurations.



Image 5.2: The chair in its chaise lounge configuration.



Image 5.3: The chair in its single bed configuration, suitable for napping or sleeping.

5.2. Adjusting the Backrest

The backrest features a 5-position adjustment mechanism, allowing you to find your preferred angle for various activities.

1. **To Recline:** Gently push the backrest forward slightly, then slowly lower it to the desired position. You will hear clicks as it locks into each of the five positions.
2. **To Raise:** Push the backrest fully forward until it releases from the lowest position, then pull it back up to the desired upright position.

6 ANGLES BACKREST OFFER MORE CHOICE



Reading



Watching TV



Working



Taking a nap

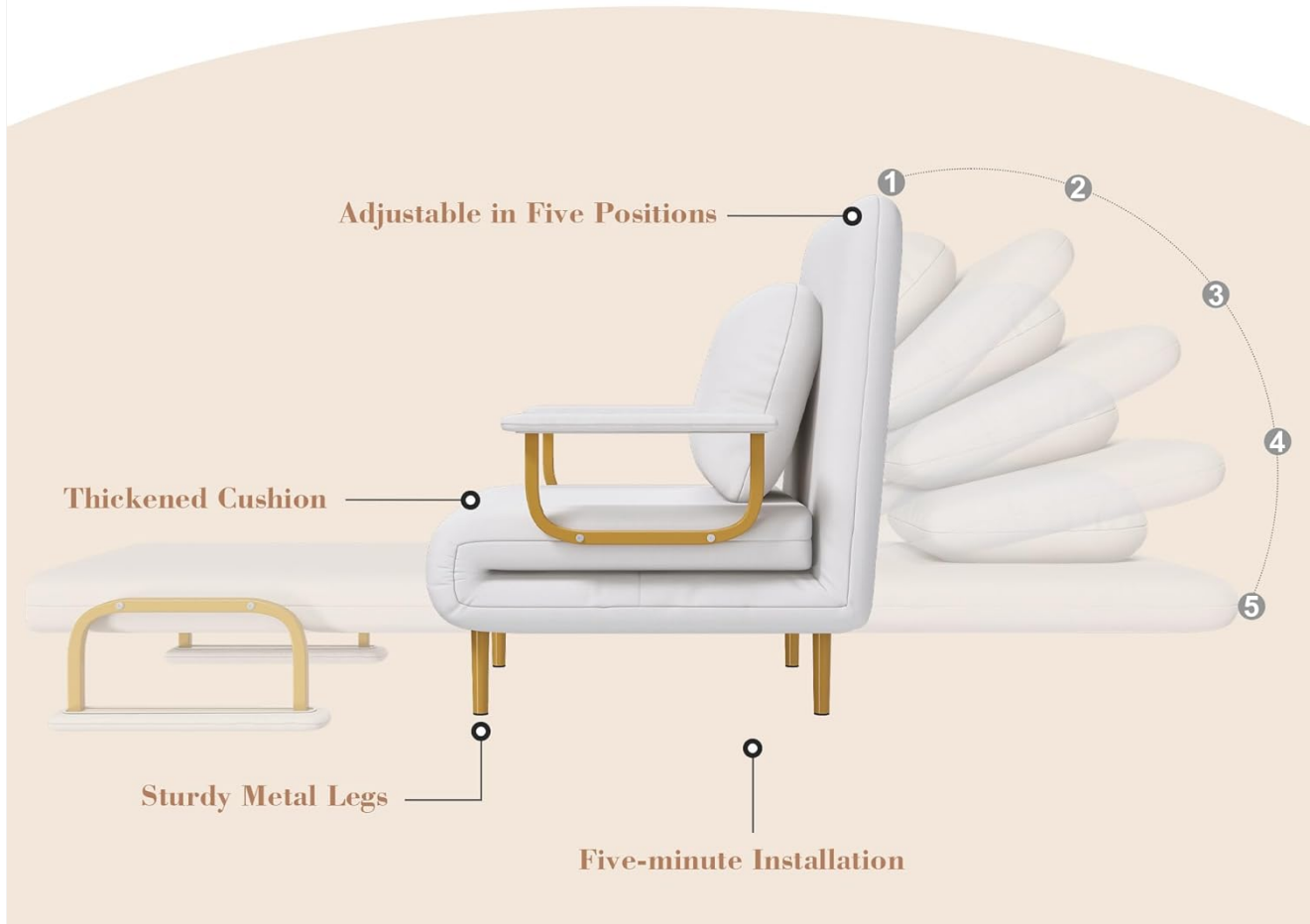



Image 5.4: Illustration of the 5-position adjustable backrest.

6. MAINTENANCE

Proper care and maintenance will extend the life and appearance of your KEIKI Folding Sofa Bed Chair.

- **Fabric Care:** The upholstery features removable, machine-washable covers for easy cleaning. Follow the care instructions on the fabric label. Typically, machine wash cold on a gentle cycle and tumble dry low or air dry.
- **Spot Cleaning:** For minor spills, blot immediately with a clean, dry cloth. For stubborn stains, use a mild fabric cleaner and test on an inconspicuous area first.
- **Frame Care:** Wipe the metal frame with a soft, damp cloth. Avoid abrasive cleaners or harsh chemicals that could damage the spray-painted finish.
- **Cushion Care:** The high-density sponge filling is designed to maintain its shape. Periodically fluff the pillow and cushions to maintain comfort and appearance.
- **Avoid Direct Sunlight:** Prolonged exposure to direct sunlight can cause fabric fading. Position the chair away from direct sunlight when possible.




High Resilience Foam



Skin-friendly Material



Soft & ComfyTouch



Removable Fabric Cover

Image 6.1: Features indicating easy maintenance and comfort.

7. TROUBLESHOOTING

If you encounter any issues with your KEIKI Folding Sofa Bed Chair, refer to the following common problems and solutions:

Problem	Possible Cause	Solution
Chair feels wobbly or unstable.	Loose assembly bolts or uneven surface.	Ensure all assembly bolts are securely tightened. Move the chair to a flat, level surface.
Difficulty converting between configurations.	Mechanism obstruction or improper technique.	Ensure no objects are obstructing the folding mechanism. Refer to Section 5.1 for correct conversion steps. Ensure concealed legs are fully retracted or extended as needed.

Problem	Possible Cause	Solution
Backrest does not adjust smoothly.	Mechanism stiffness or obstruction.	Ensure no fabric or debris is caught in the mechanism. Apply gentle, even pressure when adjusting.
Fabric appears stained or dirty.	Normal use or accidental spills.	Remove covers and machine wash according to care label. For spot cleaning, refer to Section 6.

8. SPECIFICATIONS

Detailed specifications for the KEIKI Folding Sofa Bed Chair, Model KY00681.

Model Number: KY00681

Brand: KEIKI

UPC: 731048916267

ASIN: B0G4CXKMTS

Color: White

Product Dimensions (Sofa): Approximately 22 x 29.5 x 31.5 inches (W x D x H)

Product Dimensions (Bed): Approximately 22 x 72.5 x 11 inches (W x D x H)

Item Weight: 20.9 pounds (9.48 kg)

Maximum Load Capacity: 440 lbs (200 kg)

Special Features: 3-in-1 Convertible (Sofa, Chaise, Bed), 5-Position Adjustable Backrest, Folding, Space Saving, Removable Machine-Washable Covers, Concealed Legs.

Assembly Required: Yes

Frame Material: Industrial-grade iron frame with spray-painted finish

Upholstery Material: Breathable linen fabric

Filling Material: High-resilience sponge



Load Capacity:
440Lbs



Note: Please confirm the size before purchase

Image 8.1: Dimensional overview and load capacity of the sofa bed chair.

9. WARRANTY AND CUSTOMER SUPPORT

For warranty information, product support, or to report missing/damaged parts, please contact KEIKI customer service. Refer to your purchase documentation or the retailer's website for specific contact details. Please have your model number (KY00681) and purchase date available when contacting support.