

[Manuals.plus](#) /

> [MINISFORUM](#) /

> MINISFORUM M1 Plus-128H Mini PC User Manual

MINISFORUM M1 Plus

MINISFORUM M1 Plus-128H Mini PC User Manual

Model: M1 Plus

1. INTRODUCTION

This manual provides detailed instructions for setting up, operating, and maintaining your MINISFORUM M1 Plus-128H Mini PC. The M1 Plus-128H is a compact and powerful mini computer designed for various tasks, from everyday computing to demanding applications. It features an Intel Core i7-12800H processor, high-speed DDR5 RAM, and a fast M.2 SSD, offering robust performance in a small form factor.



Image 1: Overview of MINISFORUM M1 Plus-128H key features including processor, networking, memory, wireless connectivity, cooling, and display support.

2. PACKAGE CONTENTS

Please check the package carefully to ensure all items are present and in good condition. If any items are

missing or damaged, contact MINISFORUM customer support.

- M1 Plus Mini PC
- Power Adapter
- Power Cord
- HDMI Cable
- Mounting Screw Set
- Mini PC Mounting Bracket
- User Manual (this document)

Liste des éléments inclus

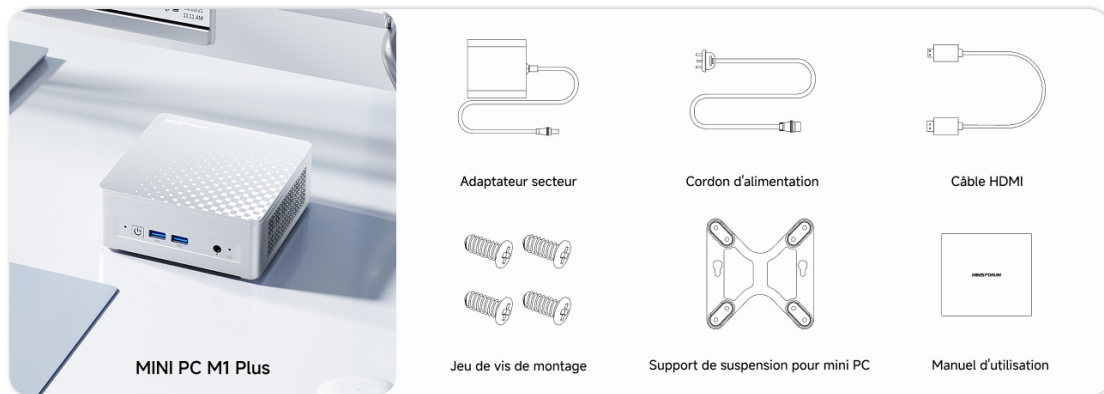


Image 2: Visual representation of the items included in the MINISFORUM M1 Plus package.

3. PRODUCT OVERVIEW

The MINISFORUM M1 Plus-128H is designed for efficiency and versatility. Its compact dimensions (130 x 126 x 54 mm) and light weight (0.6 kg) allow it to fit into various environments, from a home office to a professional workstation. The device features a comprehensive set of ports for connectivity.

Front Panel Ports:

- **Power Button:** To turn the device on/off.
- **DMIC:** Digital Microphone input.
- **USB 3.2 Gen2 Type-A x2:** High-speed USB ports for peripherals.
- **Reset Hole:** For system reset (use a paperclip).
- **3.5mm Combo Jack:** For audio input/output (headphones/microphone).

Rear Panel Ports:

- **DC 19V Input:** Power input for the device.
- **2.5GbE RJ45 LAN x2:** Dual 2.5 Gigabit Ethernet ports for high-speed wired network connections.
- **HDMI 2.1:** Video output for displays, supporting up to 4K resolution.
- **USB4 (40Gbps):** High-speed port for data transfer, power delivery, and DisplayPort Alt Mode.
- **DP 1.4:** DisplayPort for video output, supporting up to 8K resolution.
- **USB 2.0 x2:** Standard USB ports for peripherals.



Image 3: Detailed view of the versatile front and rear ports on the M1 Plus Mini PC.

4. SETUP INSTRUCTIONS

Follow these steps to set up your MINISFORUM M1 Plus-128H Mini PC:

1. **Connect Peripherals:** Connect your monitor(s) to the HDMI 2.1, DisplayPort 1.4, or USB4 ports. Connect your keyboard and mouse to the available USB ports.
2. **Network Connection:** For wired internet, connect an Ethernet cable to one of the 2.5GbE RJ45 LAN ports. For wireless internet, ensure your Wi-Fi network is available.
3. **Power Connection:** Connect the power adapter to the DC 19V input port on the rear of the Mini PC, then plug the power cord into an electrical outlet.
4. **Power On:** Press the power button on the front panel. The system will boot up.
5. **Initial Setup:** Follow the on-screen instructions to complete the operating system setup (e.g., Windows 11 Pro).

Triple Display Setup:

The M1 Plus-128H supports up to three independent 4K displays simultaneously, enhancing productivity. Connect your monitors using a combination of the HDMI 2.1, DisplayPort 1.4, and USB4 ports.



Image 4: Illustration of the M1 Plus Mini PC supporting a triple monitor setup for enhanced productivity.

5. OPERATING INSTRUCTIONS

Network Connectivity:

The M1 Plus-128H offers versatile networking options:

- **Dual 2.5GbE LAN:** Utilize the two 2.5GbE ports for high-speed wired connections. These ports support Link Aggregation (requires router support) for increased bandwidth and redundancy, and Dual LAN Flexibility for segregating network traffic. The device can also be configured as a powerful, software-based DIY router.
- **Wi-Fi 6E & Bluetooth 5.2:** For wireless connectivity, the Mini PC is equipped with Wi-Fi 6E for ultra-fast wireless internet and Bluetooth 5.2 for connecting wireless peripherals.

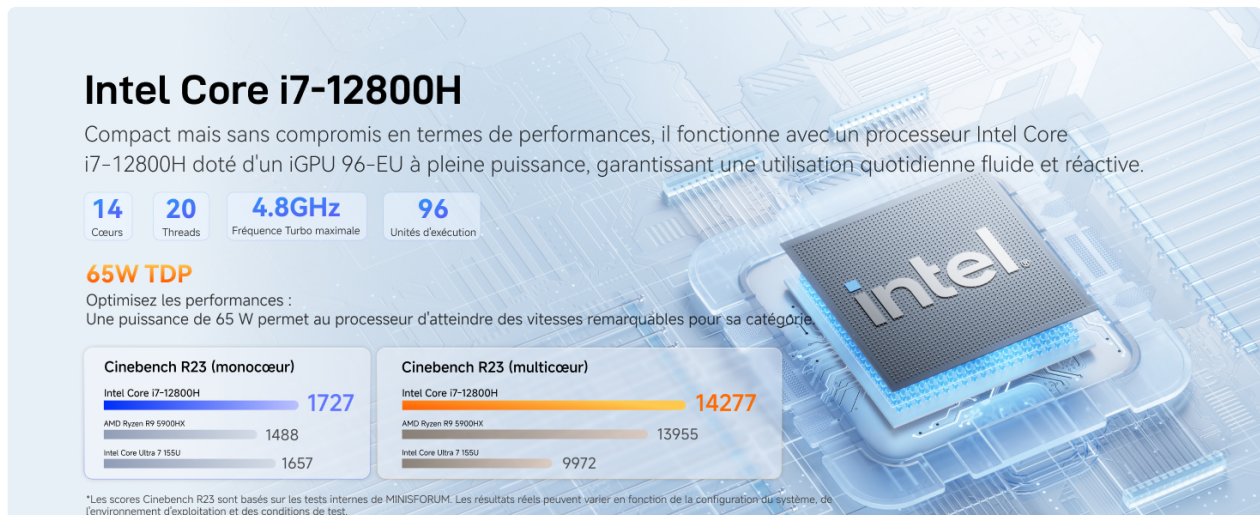


Image 5: Explanation of the dual 2.5GbE LAN ports and their advanced networking features.

USB4 Functionality:

The full-function USB4 port provides 40Gbps data transfer, Power Delivery (PD), and DisplayPort Alt Mode. This allows for a single-cable solution to power your M1 Plus and output video to a compatible display, connect high-speed external SSDs, GPU enclosures, or charge smartphones/tablets (PD output 15W).




Image 6: Detailed features of the USB4 port, including data transfer speeds and display capabilities.

Memory and Storage:

The M1 Plus-128H comes with 32GB of ultra-fast DDR5 RAM, expandable up to 96GB using the two DDR5

SODIMM slots. It also includes a 1TB M.2 PCIe Gen4 SSD for rapid data access and application loading. This configuration ensures smooth multitasking and responsive performance.



Mémoire haute vitesse

La mémoire DDR5 ultra-rapide évite les goulots d'étranglement en matière de bande passante, garantissant une expérience multitâche fluide et fiable.

4800MHz
Fréquence par défaut

64GB
Capacité maximale

5200MHz
Fréquence maximale prise en charge

96GB
Capacité maximale prise en charge

Image 7: Information on the high-speed DDR5 memory, including default and maximum supported frequencies and capacities.

6. MAINTENANCE

Cleaning:

Regularly clean the exterior of the Mini PC with a soft, dry cloth. For dust accumulation in the ventilation areas, use compressed air to gently clear the vents. Ensure the device is powered off and unplugged before cleaning.

Ventilation:

The M1 Plus-128H features an active cooling system with a dedicated fan targeting DDR and SSD modules to dissipate heat effectively. Ensure that the ventilation openings are not blocked to maintain optimal airflow and system stability. Avoid placing the Mini PC in enclosed spaces or on soft surfaces that could obstruct airflow.

Prise en Charge de Trois écrans

Utilisez trois écrans 4K indépendants et bénéficiez d'un niveau de productivité nettement supérieur.



Image 8: Visual representation of the active cooling mechanism within the M1 Plus Mini PC.

Quiet Operation:

The Mini PC is designed to operate quietly, with daily noise levels typically at or below 45 dB, ensuring a peaceful computing experience. Proper ventilation contributes to maintaining these low noise levels.

Silencieux

Il fonctionne à un niveau sonore inférieur ou égal à **45 dB** en utilisation normale, garantissant une expérience informatique paisible et sans perturbation.




Image 9: Illustration of the M1 Plus Mini PC's quiet operation, with noise levels below 45 dB.

7. TROUBLESHOOTING

• No Power:

- Ensure the power adapter is securely connected to both the Mini PC and a working electrical outlet.
- Verify the power outlet is functional by plugging in another device.

• No Display:

- Check that the monitor is powered on and the video cable (HDMI, DisplayPort, or USB4) is securely connected to both the Mini PC and the monitor.
- Try a different video cable or monitor if possible.
- Ensure the correct input source is selected on your monitor.

• No Internet Connection (Wired):

- Verify the Ethernet cable is properly connected to the LAN port on the Mini PC and your router/modem.
- Check your router/modem for internet connectivity.

• No Internet Connection (Wireless):

- Ensure Wi-Fi is enabled in the operating system settings.
- Check if the Mini PC is connected to the correct Wi-Fi network and enter the password if prompted.
- Restart your router/modem.

• System Unresponsive:

- Press and hold the power button for 5-10 seconds to force a shutdown, then restart the device.
- If the issue persists, use a paperclip to press the reset hole on the front panel.

8. SPECIFICATIONS

Feature	Specification
---------	---------------

Brand	MINISFORUM
Model Name	M1 Plus
Item Model Number	M1 Plus
Processor Brand	Intel
Processor Model Number	Intel Core i7-12800H
CPU Speed	4.8 GHz (Max Turbo Frequency)
Number of Processors	14 Cores
Cache Size	16 MB
Operating System	OS (Typically Windows 11 Pro)
Installed RAM Memory	32 GB DDR5
Maximum RAM Size	96 GB
Computer Memory Type	SO-DIMM
Storage Capacity	1 TB M.2 PCIe Gen4 SSD
Hard Drive Technology	SSD
Graphics Coprocessor	Intel Iris Xe Graphics
Video Output	HDMI 2.1, DisplayPort 1.4, USB4
Maximum Display Resolution	3840x2160 (4K) / 8K@60Hz or 4K@144Hz via USB4 DP Alt Mode
Connectivity Technology	HDMI, LAN (2.5GbE), USB, Wi-Fi 6E, Bluetooth 5.2
Total USB Ports	5 (2x USB 3.2 Gen2 Type-A, 2x USB 2.0, 1x USB4)
Total HDMI Ports	1
Package Dimensions	18.3 x 16 x 11.3 cm
Item Weight	1.32 kilograms (including packaging)
Country of Origin	China

9. WARRANTY AND SUPPORT

Warranty Information:

The MINISFORUM M1 Plus-128H Mini PC comes with a **2-year warranty** from the date of purchase. This warranty covers manufacturing defects and hardware malfunctions under normal use. It does not cover damage caused by misuse, accidents, unauthorized modifications, or natural disasters.

Please retain your proof of purchase for warranty claims.

Customer Support:

For technical assistance, troubleshooting, or warranty inquiries, please visit the official MINISFORUM website

or contact their customer support directly. You can usually find contact information, FAQs, and driver downloads on their support page.

MINISFORUM Official Store: [Visit MINISFORUM Store](#)