

[Manuals.plus](#) /

> [HUION](#) /

> HUION Kamvas 22 (Gen 3) 21.5 Inch 2.5K 90Hz Drawing Tablet User Manual

## HUION Kamvas 22 (Gen 3)

# HUION Kamvas 22 (Gen 3) 21.5 Inch 2.5K 90Hz Drawing Tablet User Manual

Model: Kamvas 22 (Gen 3) | Brand: HUION

## INTRODUCTION

The HUION Kamvas 22 (Gen 3) is a 21.5-inch pen display designed for digital art, animation, and design. It features a 2.5K (2560x1440) resolution with a 90Hz refresh rate for enhanced clarity and responsiveness. The device incorporates PenTech 4.0 stylus technology, offering 16,384 pressure levels and tilt support for precise control. Its Canvas Glass 2.0 screen provides a paper-like texture and reduced glare. Ambient lighting and efficient cable management are integrated for an optimized workspace. This pen display requires connection to a computer or laptop to function.

## WHAT'S IN THE BOX

Upon unboxing your HUION Kamvas 22 (Gen 3), please verify that all the following items are included:

- Kamvas 22 (Gen 3) Pen Display
- PW600L Digital Pen
- Pen Holder PH06 (with 10 spare nibs inside)
- Pen Storage Slot
- Power Adapter with Power Cable
- HDMI Cable (1.8m)
- USB-C to USB-C Cable (1m)
- USB-A to USB-C Cable (1.8m)
- Glove
- Cleaning Cloth
- Quick Start Guide
- ST100D Stand (pre-installed)

- Screwdriver & 2 Screws (for stand adjustment)

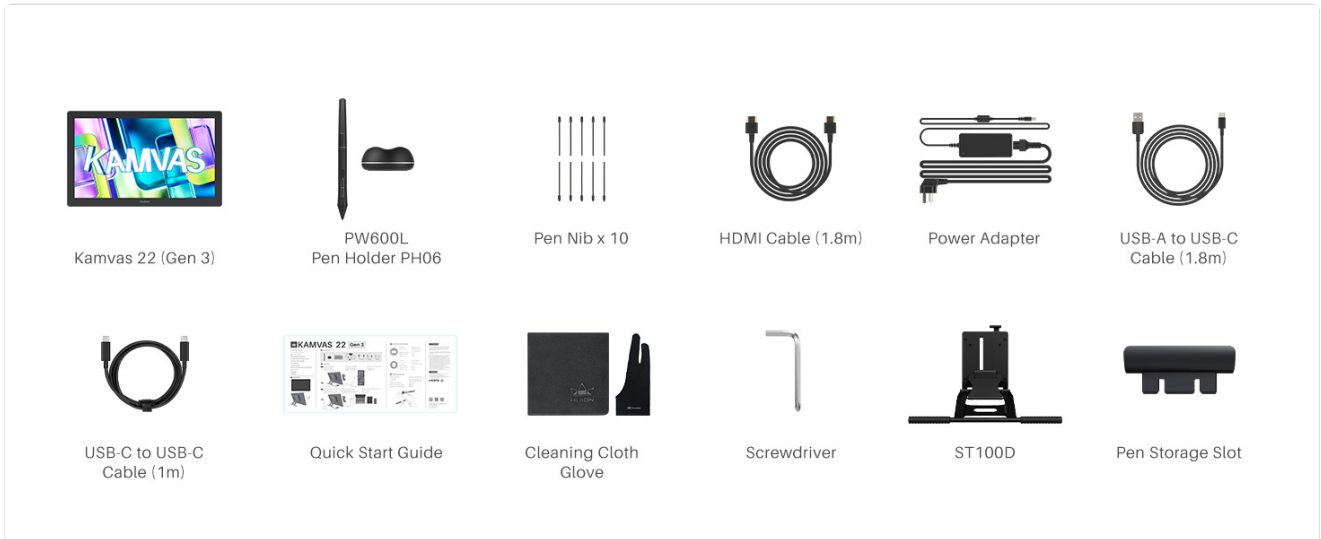


Figure 1: Package Contents of the Kamvas 22 (Gen 3).

## SETUP

Follow these steps to set up your Kamvas 22 (Gen 3) pen display.

### 1. Connecting the Device

The Kamvas 22 (Gen 3) offers flexible connection options:

- **USB-C to USB-C (Full-featured):** For laptops and Android devices with a full-featured USB-C port (supports USB 3.1 and DP 1.2 or above). This single cable handles both video and data.
- **HDMI + USB-A to USB-C:** For desktop computers or laptops without a full-featured USB-C port. Connect the HDMI cable for video and the USB-A to USB-C cable for data.

### Cables - Easy Connection and Wide Compatibility



Figure 2: Connection options for your pen display.

Ensure all cables are securely connected to both the pen display and your computer. Plug the power adapter into an electrical outlet and connect it to the display.

## 2. Adjusting the Stand

The Kamvas 22 (Gen 3) comes with a pre-installed adjustable stand. You can modify the viewing angle to suit your preference. Use the provided screwdriver and screws if any adjustments to the stand's attachment are needed.

### Pre-installed Stand

The pen display comes pre-installed with a VESA-compatible stand, which is beginner-friendly. It also includes a screwdriver for easy installation or removal of the stand.



Figure 3: Adjustable stand for ergonomic use.

## 3. Driver Installation

Download and install the latest driver from the official HUIION website. Follow the on-screen instructions for installation. After installation, restart your computer.

## 4. Initial Power On

Press the power button on the display to turn it on. The display should automatically detect the input signal from your computer.

Video 1: Instructions on how to start the Kamvas 22 (Gen 3) Pen Display.

## OPERATING

### Screen Features

The Kamvas 22 (Gen 3) boasts a 21.5-inch 2.5K (2560x1440) display with a 90Hz refresh rate, providing sharp details and smooth line rendering. The Canvas Glass 2.0 features a nano-etched frosted surface for reduced glare and a paper-like drawing experience, minimizing sparkle and graininess. The fully laminated screen eliminates parallax, ensuring precise alignment between the pen tip and cursor.

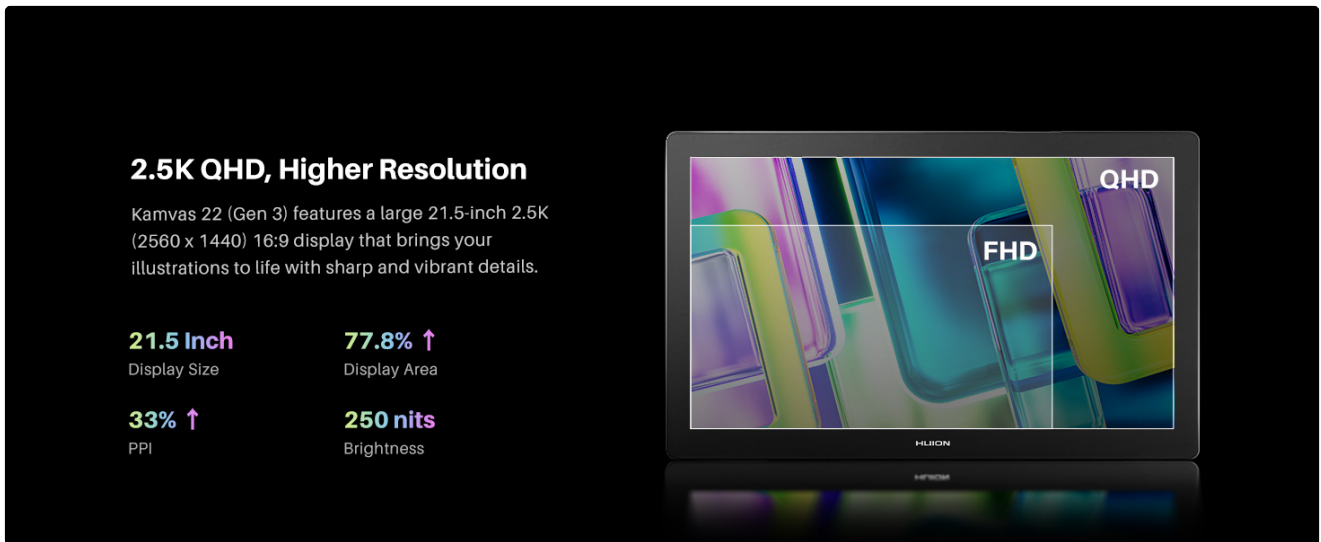


Figure 4: Enhanced resolution and visual clarity.

Video 2: Demonstrating the 90Hz refresh rate for smoother strokes.

Video 3: A quick look at the Canvas Glass 2.0 screen technology.

## Color Accuracy

The display is factory-calibrated to  $\Delta E < 1.2$ , ensuring accurate color reproduction. It supports 5 professional color modes: 99% sRGB/Rec.709, 90% Adobe RGB, 94% Display P3, and a dedicated Black & White (monochrome) mode accessible via OSD settings.

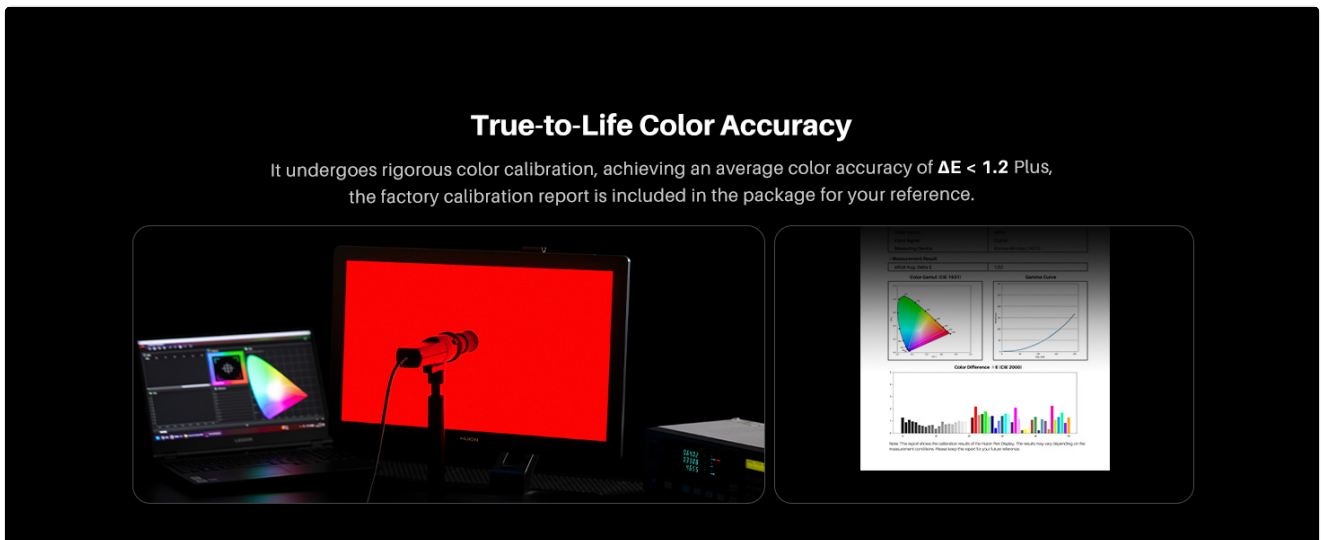


Figure 5: Multiple color space options for diverse creative needs.

## PenTech 4.0 Stylus

The PW600L stylus features PenTech 4.0 technology, offering 16,384 pressure levels and  $\pm 60^\circ$  tilt support for nuanced strokes. It has a feather-light 2g initial activation force for instant response and three customizable side keys for workflow efficiency. Tilt auto-alignment ensures accuracy for line art.



Figure 6: The advanced PenTech 4.0 stylus.

Video 4: Demonstrating the use of the PW600L Digital Pen and its holder.

## Ambient Lighting

The display features built-in ambient lighting that can be customized via the driver software on supported systems (MacBook Air and MacBook Pro). Choose a static color in Monochrome Mode or activate Breathing Light Mode for dynamic effects. This feature is not supported on Mac Mini, Mac Pro, or iMac.

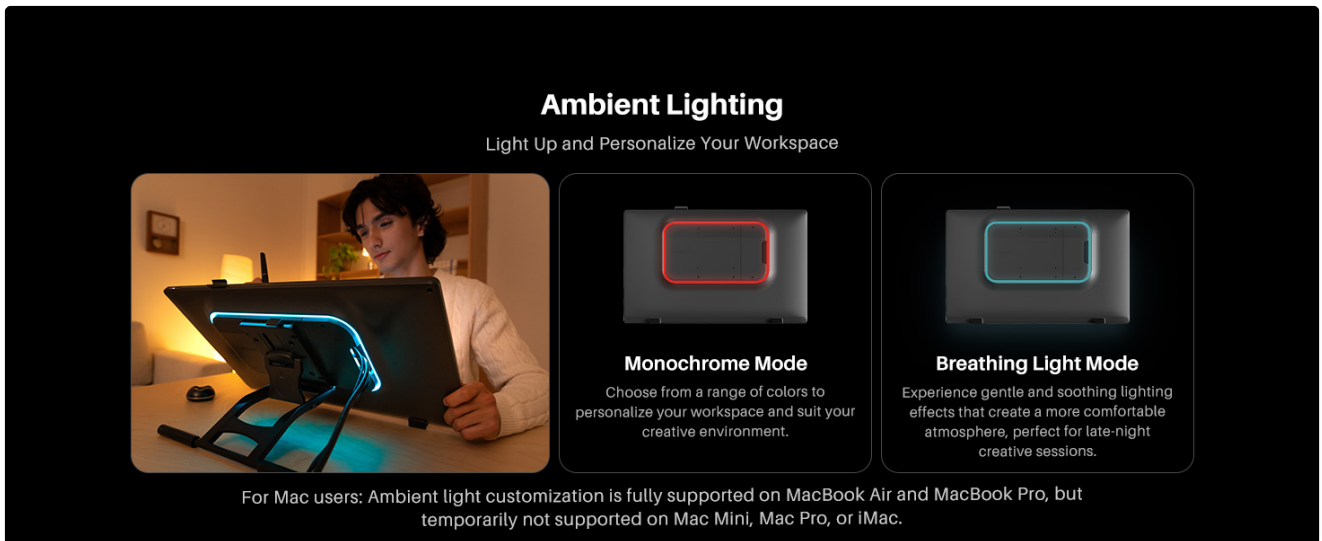





Figure 7: Personalized ambient lighting options.

## Compatibility

The Kamvas 22 (Gen 3) is compatible with Windows 10 and above, macOS 10.12 and above, and Android devices (requiring USB 3.1 and DP 1.2 or above). It supports major creative software such as Photoshop, Clip Studio Paint, and more.

### Widely Compatible

-  **Windows**  
(Windows 10 and above)
-  **macOS**  
(macOS 10.12 and above)
-  **Android**  
(Android device interface should meet USB 3.1 + DP 1.2 and above)

### Recommended Software

Kamvas 22 (Gen 3) supports a variety of mainstream software on the market. You can customize shortcuts, pressure sensitivity, and working area settings through the driver to enhance your experience.




Figure 8: Wide compatibility with operating systems and software.

## MAINTENANCE

Proper maintenance ensures the longevity and optimal performance of your pen display.

- **Cleaning:** Use the provided cleaning cloth to gently wipe the screen. Avoid harsh chemicals or abrasive materials.
- **Pen Nib Replacement:** The pen holder contains 10 spare nibs. To replace a worn nib, use the nib clip integrated into the pen holder to carefully pull out the old nib and insert a new one.
- **Cable Management:** Utilize the integrated cable slot on the back of the display to neatly route cables, preventing clutter and ensuring stable connections.

### More Than One Home for Your Pen



#### Pen Storage Slot

The detachable pen slot located at the top of the display is designed to securely hold your pen when not in use, keeping it easily accessible.



#### Pen Holder

The pen holder offers an additional way to store your pen. It also functions as an integrated nib clip, with spare nibs stored inside for easy replacement of worn-out nibs.

Figure 9: Integrated cable slot for a tidy workspace.

## TROUBLESHOOTING

If you encounter issues with your Kamvas 22 (Gen 3), consider the following:

- **No Display/Signal:** Ensure all cables (HDMI/USB-C, power) are securely connected. Check your computer's display settings to ensure the tablet is recognized as an external monitor.
- **Pen Not Responding:** Verify the driver is correctly installed and updated. Recalibrate the pen in the HUION driver settings. Ensure the pen nib is properly seated or replace it if worn.
- **Color Inaccuracy:** The display is factory-calibrated. If colors appear off, check your computer's color profile settings or try switching between the 5 professional color modes in the OSD settings.
- **Ambient Light Not Working (Mac):** Ambient light customization is fully supported on MacBook Air and MacBook Pro. It is temporarily not supported on Mac Mini, Mac Pro, or iMac.
- **Driver Issues:** If experiencing driver conflicts or unexpected behavior, uninstall any other tablet drivers, restart your computer, and reinstall the latest HUION driver.

## SPECIFICATIONS

<b>Brand</b>	HUION
<b>Model Name</b>	Kamvas 22 (Gen 3)
<b>Screen Size</b>	21.5 Inches
<b>Native Resolution</b>	2560x1440 (2.5K QHD)
<b>Refresh Rate</b>	90Hz
<b>Pressure Sensitivity</b>	16384 Levels
<b>Connectivity Technology</b>	HDMI, USB (USB-C)
<b>Operating System Compatibility</b>	Android (requires USB 3.1 and DP 1.2 and above), Windows 10 and above, macOS 10.12 and above
<b>Special Features</b>	2.5K QHD Resolution, 90Hz Refresh Rate, Ambient Light & Cable Management, Full-Laminated Canvas Glass 2.0, PenTech 4.0-16384 Pen Pressure Stylus, $\Delta E < 1.2$ Color Accuracy
<b>Item Weight</b>	3.6 Kilograms
<b>Color</b>	Black

## WARRANTY AND SUPPORT

The HUION Kamvas 22 (Gen 3) comes with a **1-Year Warranty** from the manufacturer, ShenZhen Huion Animation Technology Co., LTD.

For technical support, driver downloads, or further assistance, please visit the official HUION website or contact their customer service. Keep your purchase receipt for warranty claims.

