

DOOGEE NOTE56

DOOGEE Note56 Android 16 Smartphone User Manual

Model: NOTE56

1. INTRODUCTION

This manual provides essential information for the safe and efficient use of your DOOGEE Note56 Android 16 smartphone. Please read it thoroughly before using your device.



Image: Front and back view of the DOOGEE Note56 smartphone, showcasing its design and key specifications like 6150mAh battery, Android 16, 6.56-inch display, and 90Hz refresh rate.

2. SETUP

2.1. Package Contents

Verify that your package contains the following items:

- DOOGEE Note56 Smartphone
- Power Adapter
- USB Cable
- SIM Ejector Tool
- Protective Case
- Quick Start Guide (this manual)

2.2. SIM Card and TF Card Installation

The DOOGEE Note56 supports dual SIM cards and a TF (microSD) card for expandable storage.

1. Locate the SIM card tray on the side of the device.
2. Insert the SIM ejector tool into the small hole next to the tray and press gently until the tray pops out.
3. Place your Nano-SIM cards and/or TF card into the designated slots on the tray. Ensure the gold contacts face downwards.
4. Carefully reinsert the tray into the phone until it clicks into place.

2.3. Initial Power On and Basic Configuration

1. Press and hold the Power button until the DOOGEE logo appears.
2. Follow the on-screen prompts to select your language, connect to a Wi-Fi network, and set up your Google account.
3. Configure security settings such as screen lock (PIN, pattern, password) and face recognition.

2.4. Charging the Device

Connect the USB cable to the power adapter and then to the phone's charging port. Plug the adapter into a power outlet. The battery indicator will show charging status. For optimal battery life, use the provided charger.

3. OPERATING INSTRUCTIONS

3.1. Android 16 Operating System

The DOOGEE Note56 runs on the latest Android 16 system, offering an optimized and intuitive user experience. It features improved application launch speeds, enhanced responsiveness, and a refined user interface. A new Privacy Space function allows for hiding sensitive data and applications, ensuring secure usage.

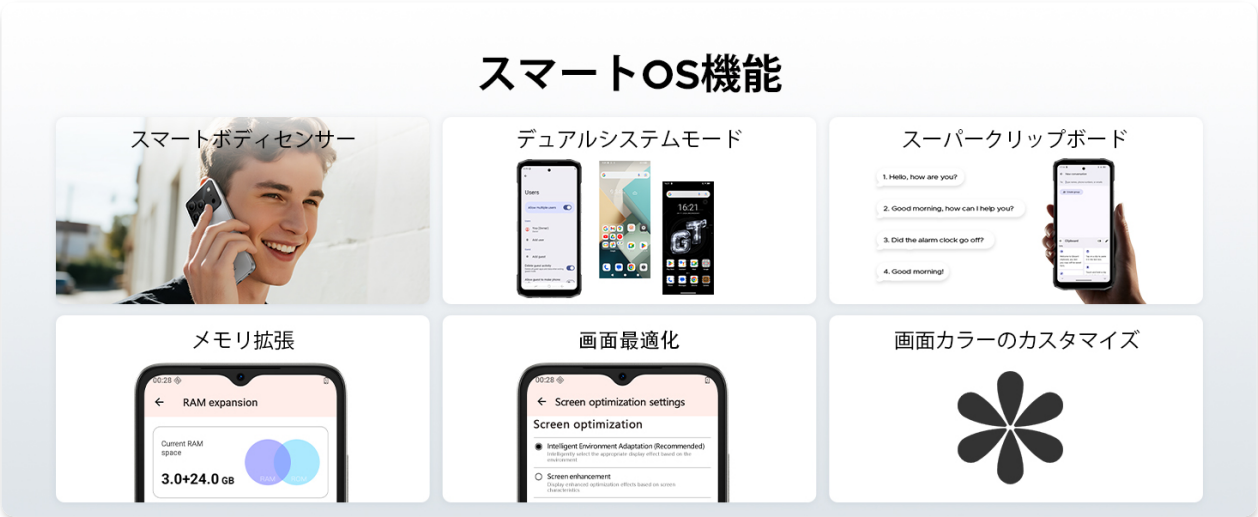


Image: Overview of the Android 16 operating system interface, displaying various applications, settings menus, and system information.

3.2. Display Features

The device is equipped with a 6.56-inch IPS waterdrop display, providing a smooth visual experience with a 90Hz high refresh rate. The 720x1612 HD+ resolution and 90% screen-to-body ratio enhance viewing of movies and videos. Two eye-friendly modes are included to reduce eye strain during prolonged use.

AIシーン認識

スマートデュアルカメラが12種類のシーンを検出し、最適化して鮮やかでクリアな写真を実現。



Image: A close-up view of the DOOGEE Note56's 6.56-inch IPS display, illustrating its vibrant colors and the smooth 90Hz refresh rate.

3.3. Camera Functions

Capture vivid and beautiful photos with the 8MP main camera and take clear selfies with the 5MP front camera. The device utilizes AI functions for enhanced photography, including:

- **AI Scene Recognition:** Automatically detects and optimizes settings for 12 different scenes.
- **Night Mode:** Improves photo quality in low-light conditions.
- **Portrait Mode:** Creates professional-looking photos with blurred backgrounds.
- **HDR:** Enhances dynamic range for balanced exposure.
- **Pro Mode:** Offers manual control over camera settings.
- **Smile Capture:** Automatically takes a photo when a smile is detected.
- **Panorama:** Captures wide-angle scenic shots.
- **Continuous Shooting:** Takes multiple photos in quick succession.
- **Fun Filters:** Apply various creative effects to your photos.

クリアなショット、簡単な思い出づくり

8MP リアカメラがクリアで自然な写真を撮影。
鮮やかでクリエイティブな思い出を残せます。

-  HDR
-  プロモード
-  スマイルキャプチャ
-  パノラマ撮影
-  連写撮影
-  ナイトモード
-  ファンフィルター



Image: Diagram illustrating the 8MP rear camera and 5MP front camera specifications, along with icons representing various AI scene recognition modes.

ウルトラスリム、 ウルトラエレガント

なめらかでポケットにも収まりやすい。
超薄型デザインで、軽やかさと洗練された印象を両立。

195g の軽さ

8.45mm のウルトラスリム



Image: The camera interface of the DOOGEE Note56, highlighting features like HDR, Pro Mode, Smile Capture, Panorama, Continuous Shooting, Night Mode, and Fun Filters, with a sample photo.

3つのスタイルで輝く




Image: The 5MP front camera's capabilities for selfies, demonstrating Beauty Mode and Portrait Effect for bright, natural, and shareable self-portraits.

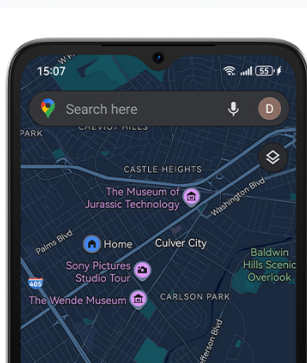
3.4. Memory and Storage

The DOOGEE Note56 is equipped with 24GB RAM (3GB physical RAM + 21GB extended RAM) and 64GB of internal storage (ROM). It supports TF card expansion up to 2TB, providing ample space for photos, videos, and applications. This powerful memory configuration ensures smooth multitasking and minimizes lag during gaming or heavy app usage.

インスタント顔認証



正確なナビゲーション



FMラジオ



Image: An internal view diagram highlighting the 64GB ROM and 24GB RAM (composed of 3GB physical and 21GB extended

RAM) for seamless performance.

3.5. Connectivity and Navigation

The device supports Bluetooth 4.2 for stable wireless connections and 4G Dual SIM for broad network compatibility both domestically and internationally. For navigation, it integrates three major positioning systems: GPS, GLONASS, and Galileo, ensuring accurate location services from urban areas to remote locations.

3.6. Other Smart Features

- **Instant Face Recognition:** Unlock your device quickly and securely using your face.
- **FM Radio:** Enjoy local radio stations without an internet connection.
- **3.5mm Headphone Jack:** Connect your wired headphones for audio playback and calls.
- **Smart Body Sensor:** (Specific functionality not detailed, refers to general smart sensor capabilities).
- **Dual System Mode:** Allows for separate user environments.
- **Super Clipboard:** Enhanced clipboard functionality.
- **Screen Optimization & Color Customization:** Adjust display settings for personal preference.



Image: Visual representation of instant face recognition, accurate GPS navigation, and the FM radio interface on the DOOGEE Note56.

セルフィーを、もっとシンプルに

5MP フロントカメラがビューティ
ーモードとポートレート効果に対応。
明るく、自然で、すぐにシェアできるセル
フィーを実現。



ビューティーモード



ポートレートモード



Image: A collage showcasing various smart OS features of the DOOGEE Note56, including smart body sensor, dual system mode, super clipboard, RAM expansion, screen optimization, and screen color customization.

4. MAINTENANCE

4.1. Battery Management

The DOOGEE Note56 features a 6150mAh large capacity battery, designed for extended use. It supports approximately 1000 charge/discharge cycles and offers up to 4 years of durable battery life. The device also supports 5W reverse charging, allowing it to act as a power bank for other devices.

- To maximize battery life, avoid extreme temperatures.
- Do not fully discharge the battery regularly.
- Use the original charger for optimal charging performance.



Image: Diagram illustrating the 6150mAh silicon-carbon battery, highlighting its features such as 1000 charge cycles, 4 years of durability, 20% smaller size, and 5W reverse charging capability.

スムーズ、広々、シームレス

オクタコアのパワーで、ブラウジング、学習、エンタメも快適。
24GB RAM (3GB + 21GB)、64GB ストレージ、最大2TBまで拡張可能で、マルチタスクもシームレスに、思い出もすぐ手元に。

2TB TFカードは別売りです。



Image: Infographic showing estimated battery life for different activities on the DOOGEE Note56: approximately 7 hours for web browsing, 49.5 hours for music playback, 14 hours for video watching, and 28 hours for calls.

4.2. Cleaning and Care

- Use a soft, lint-free cloth to clean the screen and body of the device.
- Avoid using harsh chemicals or abrasive materials.
- Keep the device away from excessive dust and moisture.

4.3. Software Updates

Regularly check for and install software updates to ensure your device has the latest features, security patches, and performance improvements. You can usually find this option in the device's settings under

'System' or 'About phone'.

5. TROUBLESHOOTING

If you encounter issues with your DOOGEE Note56, refer to the following common troubleshooting steps:

- **Device not turning on:** Ensure the battery is charged. Press and hold the Power button for at least 10-15 seconds to force a restart.
- **Apps crashing or freezing:** Close and reopen the app. Clear the app's cache and data in Settings > Apps. If the issue persists, uninstall and reinstall the app.
- **Network connectivity issues:** Check if Airplane Mode is off. Restart the device. Verify your SIM card is correctly inserted and your mobile data plan is active. For Wi-Fi, try forgetting the network and reconnecting.
- **Charging problems:** Ensure the charging cable and adapter are securely connected and undamaged. Try a different outlet or charger. Clean the charging port gently.
- **Slow performance:** Close unnecessary background apps. Clear cache regularly. Consider freeing up storage space.

For more complex issues, please refer to the support section.

6. SPECIFICATIONS

Feature	Specification
Screen Size	6.56 inches
Battery Capacity	6150 mAh
Color	Black (other variants available)
Brand Name	DOOGEE
Manufacturer	DOOGEE
Release Year	2025
Included Components	Power Adapter
Compatible OS	Android 16
Other Features	SIM-free
Model Name	NOTE56
Display Type	IPS
Package Dimensions	19.3 x 10.5 x 5.1 cm; 410 g
Manufacturer Reference	NOTE56
Installed RAM Size	24 GB
Memory Storage Capacity	64 GB

7. WARRANTY AND SUPPORT

7.1. Warranty Information

The DOOGEE Note56 comes with a **1-year warranty** from the date of purchase, ensuring peace of mind for your usage. This warranty covers manufacturing defects under normal use conditions.

7.2. How to Contact Support

In the unlikely event of a product defect or if you require technical assistance, please contact our support team through the following methods:

- **Via Amazon Purchase History:** Navigate to your Amazon purchase history and contact our store directly regarding your order.
- **Via Product Page:** On the product page, click on the store name located below the 'Add to Cart' button. Then, click the 'Ask a Question' button displayed in the upper right corner to send us an inquiry.