

[Manuals.plus](#) /

> [VASAGLE](#) /

> VASAGLE Floating Effect Bed Frame with LED Lighting and Power Outlets, 160 x 200 cm, Slate Grey, Model RMB165G101 User Manual

VASAGLE RMB165G101

VASAGLE Floating Effect Bed Frame User Manual

Model: **RMB165G101** | Brand: **VASAGLE**

1. IMPORTANT SAFETY INFORMATION

Please read all instructions carefully before assembly and use. Keep this manual for future reference.

- **Maximum Weight Capacity:** This bed frame is designed to support a maximum static load of **500 kg (1100 lbs)**. Do not exceed this limit.
- **Assembly:** Assembly should be performed by adults. Keep children and pets away from the assembly area to prevent injury.
- **Stability:** Ensure all screws and connections are securely tightened before using the bed frame. Periodically check and retighten as necessary.
- **Usage:** Do not stand or jump on the bed frame. Use only with a suitable mattress.
- **Electrical Safety:** The integrated power outlets and LED lighting require a power source. Ensure proper electrical connections and avoid overloading the outlets.

2. PACKAGE CONTENTS

Verify that all components are present before beginning assembly. If any parts are missing or damaged, please contact customer service.

- 1 x VASAGLE Floating Effect Bed Frame (160 x 200 cm)
- 1 x Accessory Pack (includes all necessary hardware, tools, LED strip, and power strip)
- 1 x User Manual (this document)
- 1 x Detailed Assembly Instructions (PDF, also available online)



Image: Overview of the bed frame and its key features, including the floating effect and LED lighting.

3. SETUP AND ASSEMBLY

Detailed assembly instructions are provided in a separate PDF document included with your purchase. Please refer to that document for step-by-step guidance. The following provides a general overview and highlights key features.

3.1 Before You Begin

- Clear a spacious area for assembly.
- Unpack all components and lay them out. Check against the parts list in the detailed instructions.

- Ensure you have the necessary tools (usually included in the accessory pack).

3.2 Key Assembly Features

The VASAGLE bed frame is designed for stability and ease of assembly:

- **Stable Triangular Structure:** Reinforced slats and support beams form a stable triangular construction to minimize noise and enhance durability.
- **Silent Plastic Connectors:** Side supports and plastic connectors are used to increase stability and reduce any potential creaking or noise.
- **Mattress Stoppers:** Integrated stoppers ensure your mattress remains securely in place, preventing it from sliding during use.



Image: Illustration of the bed frame's robust construction, highlighting the triangular support structure and plastic connectors for stability and noise reduction.




Image: Detail of the side hooks used for connecting frame components during assembly.



Image: Visual guide on how to align and rotate the mattress stoppers to secure the mattress.

4. OPERATING INSTRUCTIONS

4.1 LED Lighting System

The integrated LED light strips offer customizable ambiance for your bedroom.

- **Control Methods:** The LED lights can be controlled via a dedicated mobile application, a remote control (if included), or an integrated switch on the bed frame.
- **Color and Brightness Adjustment:** Use the control interface to select from over 29 colors, adjust brightness levels, and choose various lighting modes (e.g., static, dynamic, music sync).
- **Special Modes:** Explore features like music mode (lights react to sound), audio mode, and a timer function for scheduled lighting.

Bande LED multifonction

- Télécommande
- Interrupteur marche/arrêt
- Commandé par l'application



Image: The multifunction LED strip with illustrations of app control, remote control, and various lighting modes and colors.

4.2 Integrated Power Outlets

The bed frame includes a convenient power strip for charging your electronic devices.

- **AC Outlets:** Two standard AC outlets are provided for powering larger devices.
- **USB Ports:** The power strip features two USB-A ports (one located at the back) and one USB-C port for charging smartphones, tablets, and other compatible devices.
- **Usage:** Simply plug your devices into the appropriate outlets. Ensure the bed frame is connected to a wall power source.




Image: A detailed view of the integrated power strip, showing the two AC outlets, one USB-A port, and one USB-C port.

5. MAINTENANCE

Proper care will extend the life and appearance of your bed frame.

- **Cleaning:** Wipe the upholstered surfaces with a soft, damp cloth. For tougher stains, use a mild fabric cleaner and test on an inconspicuous area first. Avoid harsh chemicals or abrasive cleaners.
- **Frame Care:** The metal frame can be wiped clean with a damp cloth. Dry immediately to prevent rust.
- **Connection Checks:** Periodically inspect all screws and connections to ensure they remain tight. Retighten as needed to maintain stability and prevent noise.

- **Electrical Components:** Keep the power outlets and LED strips free from dust and moisture. Do not attempt to repair electrical components yourself.

6. TROUBLESHOOTING

If you encounter any issues, refer to the following common solutions:

- **Bed Frame is Noisy/Creaking:**
 - Check all assembly screws and bolts. Tighten any loose connections.
 - Ensure plastic connectors are correctly installed and not damaged.
 - Verify that the mattress stoppers are properly engaged.
- **LED Lights Not Working:**
 - Check if the bed frame's power cord is securely plugged into a working wall outlet.
 - Ensure the LED strip's connection to the power source is secure.
 - If using a remote, check its battery.
 - If using the app, ensure your device is properly paired and the app is updated.
- **Power Outlets Not Functioning:**
 - Confirm the bed frame is plugged into a live wall outlet.
 - Test the wall outlet with another device to ensure it is working.
 - Avoid overloading the power strip with too many high-power devices.

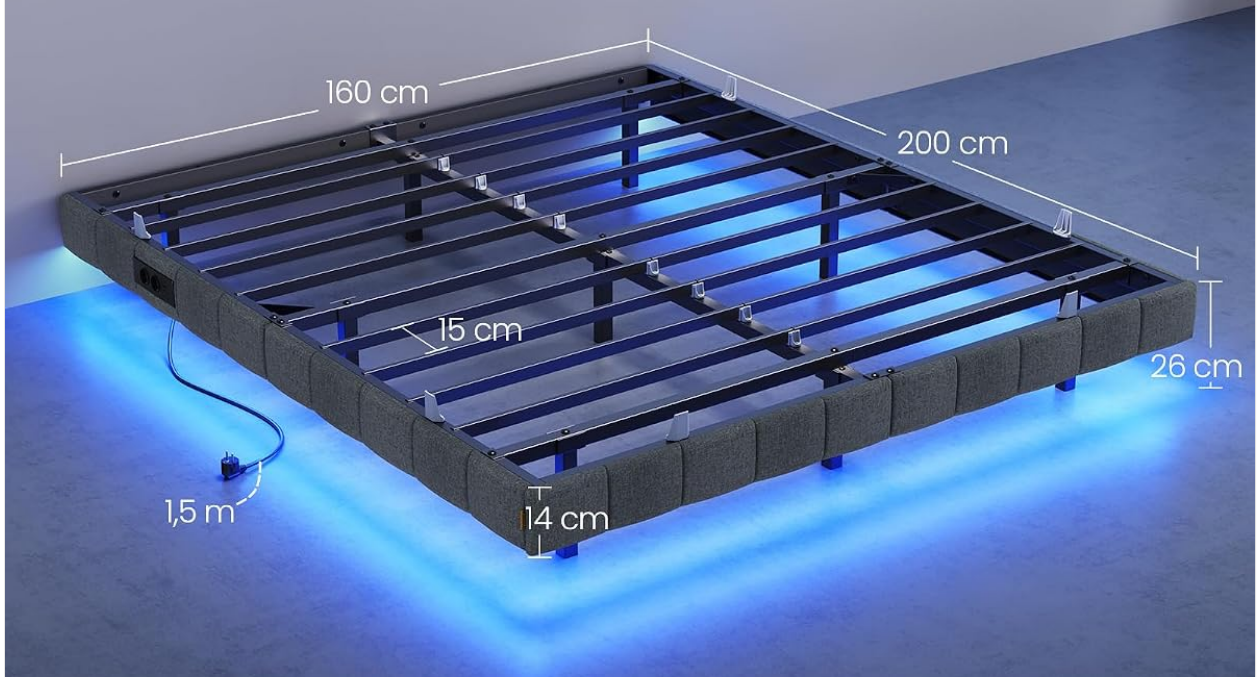
If these steps do not resolve the issue, please contact customer support.

7. SPECIFICATIONS



Capacité de charge
statique maximale :

500 kg



90 x 190 cm	140 x 190 cm	160 x 200 cm	180 x 200 cm
✓	✓	✓	✓

Image: Detailed dimensions of the bed frame, including length, width, and height.

Feature	Detail
Model Number	RMB165G101
Product Dimensions (L x W x H)	200 x 160 x 26 cm (78.7 x 63 x 10.2 inches)
Item Weight	20.8 kg (45.8 lbs)
Maximum Weight Recommendation	500 kg (1100 lbs)

Material	Foam, Polyester Fabric, Plywood, Steel
Color	Slate Grey
Special Features	Integrated LED lighting, 2 AC outlets, 2 USB-A ports, 1 USB-C port
Assembly Required	Yes
Country of Origin	China

8. WARRANTY AND SUPPORT

Your VASAGLE bed frame comes with a standard manufacturer's warranty. Please refer to the warranty information provided in your original packaging or on the VASAGLE official website for specific terms and conditions.

For technical support, missing parts, or any other inquiries, please contact VASAGLE customer service. Contact details can typically be found on the product packaging, the VASAGLE website, or through your retailer's support channels.

When contacting support, please have your model number (**RMB165G101**) and proof of purchase ready.